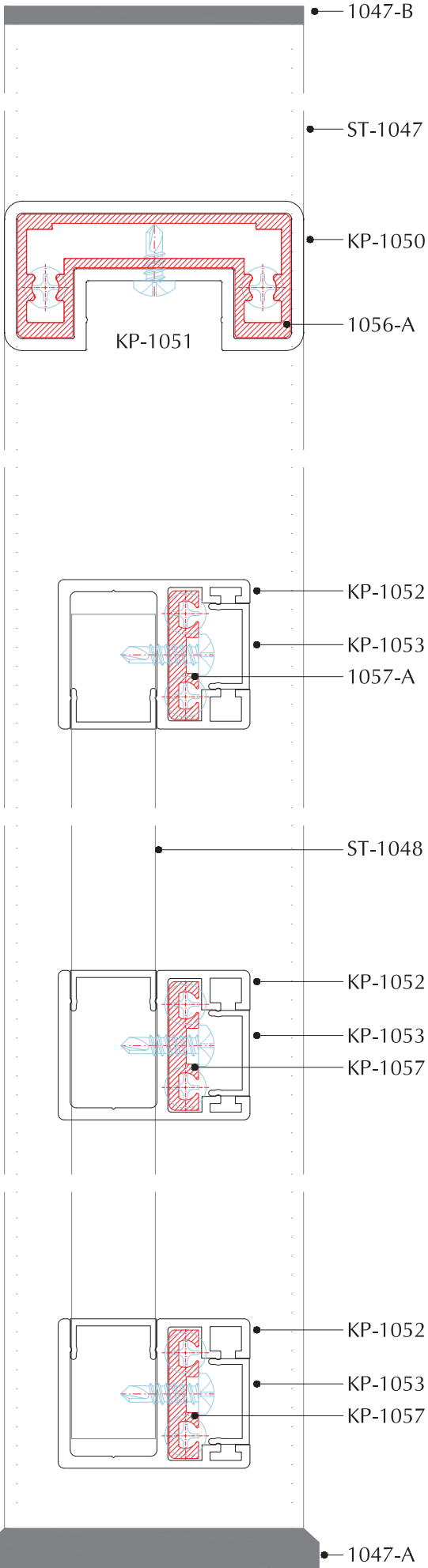


Aldom  
G R O U P

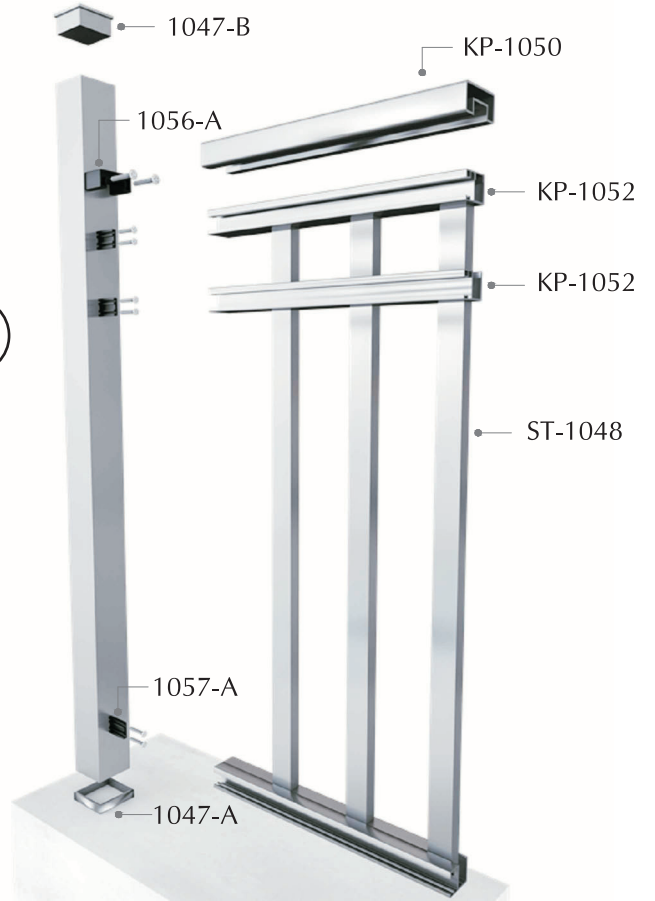
Küpeşte Profilleri  
Handrail Profiles



Özel Seri  
Special Serie



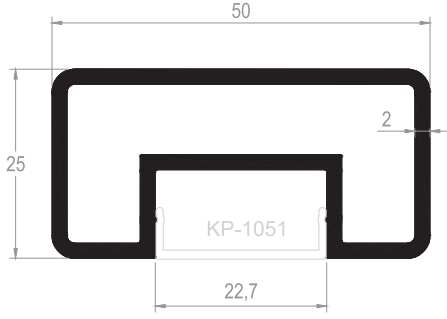
1



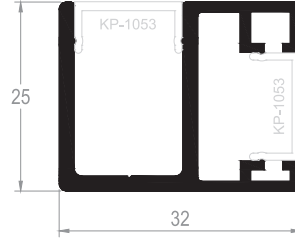
2



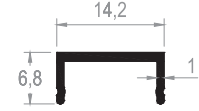
Özel Seri  
Special Serie



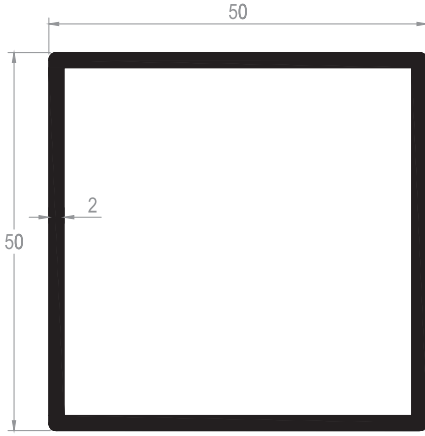
**CAMLİ ÜST PROFİL**  
**UPPER PROFILE**  
Kod/Code : KP1050  
Ağırlık/Weight : 0,878 kg/m



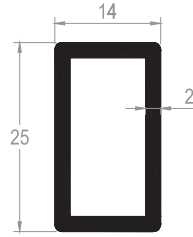
**KÜPEŞTE PROFİLİ**  
**HANDRAIL PROFILE**  
Kod/Code : KP1052  
Ağırlık/Weight : 0,526 kg/m



**KAPAK PROFİLİ**  
**CAP PROFILE**  
Kod/Code : KP1053  
Ağırlık/Weight : 0,073 kg/m




**DİKME PROFİLİ**  
**BOX PROFILE**  
Kod/Code : ST-1047  
Ağırlık/Weight : 1,038 kg/m

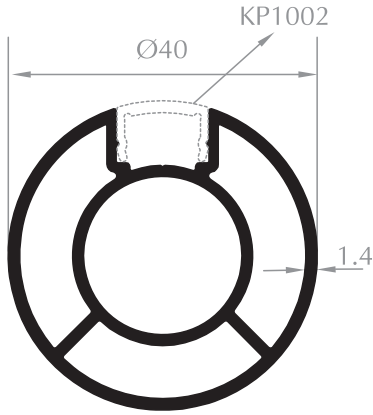


**24x14 KUTU PROFİLİ**  
**24x14 BOX PROFILE**  
Kod/Code : ST-1048  
Ağırlık/Weight : 0,377 kg/m

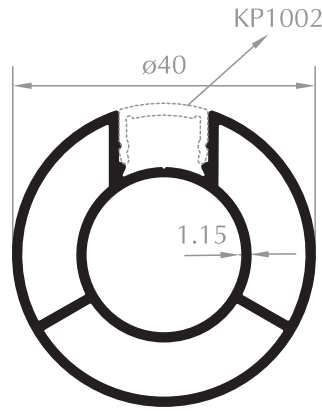


**KAPAK PROFİLİ**  
**CAP PROFILE**  
Kod/Code : KP-1051  
Ağırlık/Weight : 0,103 kg/m

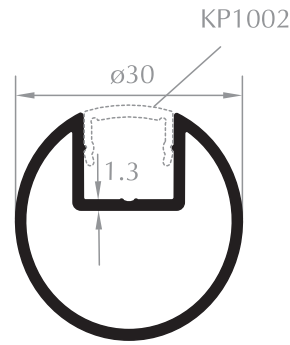




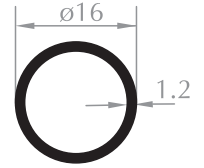
**40'LİK TEK KANALLI DİKME**  
Ø40 SINGLE CHANNEL PROFILE  
Kod/Code : KP1001  
Ağırlık/Weight : 0,804 kg/m  
Kapak/Cover : KP1002



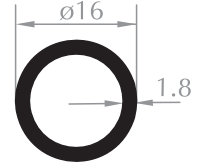
**40'LİK TEK KANALLI DİKME**  
Ø40 SINGLE CHANNEL PROFILE  
Kod/Code : KP1035  
Ağırlık/Weight : 0,663 kg/m  
Kapak/Cover : KP1002



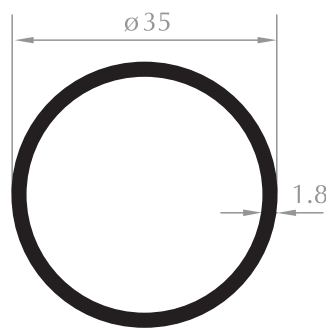
**30'LÜK KANALLI BORU**  
Ø30 SINGLE CHANNEL PIPE  
Kod/Code : KP1034  
Ağırlık/Weight : 0,389 kg/m



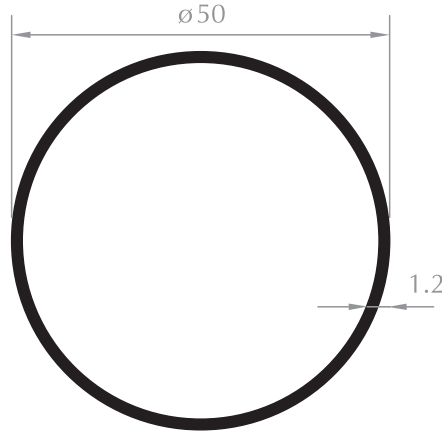
**16'LİK BORU**  
Ø16 PIPE  
Kod/Code : ST3008  
Ağırlık/Weight : 0,151 kg/m



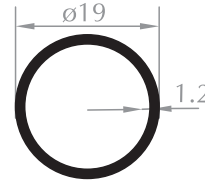
**16'LİK BORU**  
Ø16 PIPE  
Kod/Code : ST3001  
Ağırlık/Weight : 0,217 kg/m



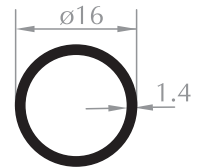
**35'LİK BORU**  
Ø35 PIPE  
Kod/Code : ST3006  
Ağırlık/Weight : 0,509 kg/m



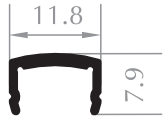
**50'LİK BORU**  
Ø50 PIPE  
Kod/Code : ST-3011  
Ağırlık/Weight : 0,499 kg/m



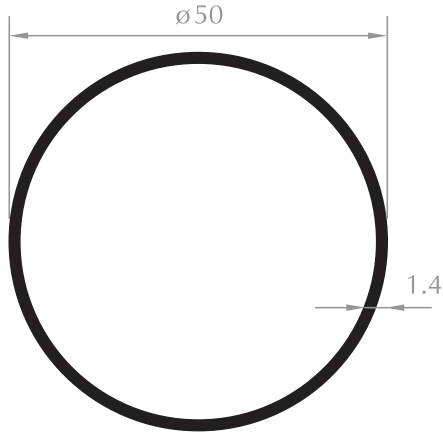
**19'LÜK BORU**  
Ø19 PIPE  
Kod/Code : ST3005  
Ağırlık/Weight : 0,182 kg/m



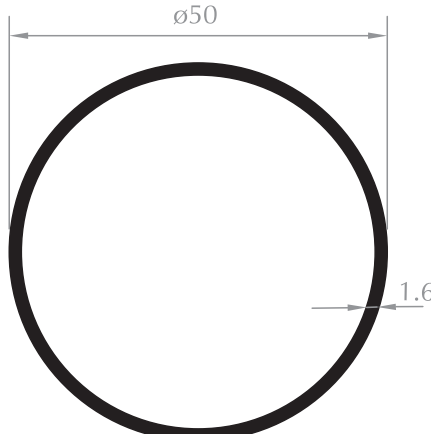
**16'LİK BORU**  
Ø16 PIPE  
Kod/Code : ST3010  
Ağırlık/Weight : 0,173 kg/m



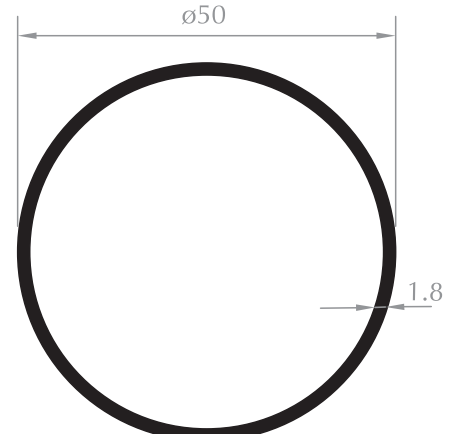
**DİKME KAPAK**  
CAP  
Kod/Code : KP1002  
Ağırlık/Weight : 0,078 kg/m



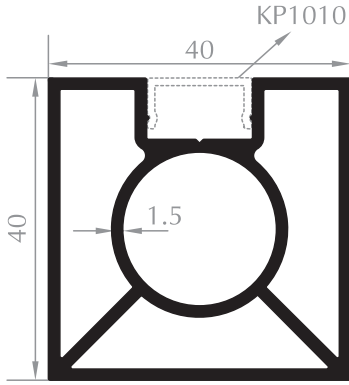
**50'LİK BORU**  
Ø50 PIPE  
Kod/Code : ST3007  
Ağırlık/Weight : 0,579 kg/m



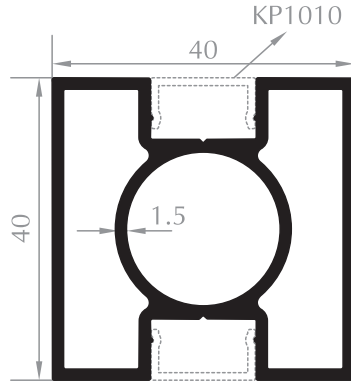
**50'LİK BORU**  
Ø50 PIPE  
Kod/Code : ST3002  
Ağırlık/Weight : 0,659 kg/m



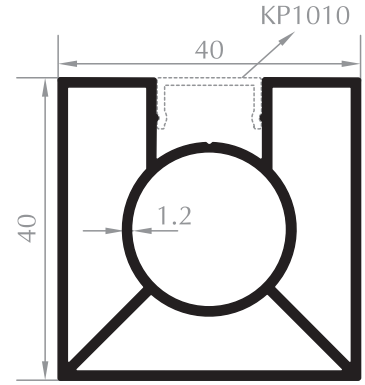
**50'LİK BORU**  
Ø50 PIPE  
Kod/Code : ST3009  
Ağırlık/Weight : 0,736 kg/m



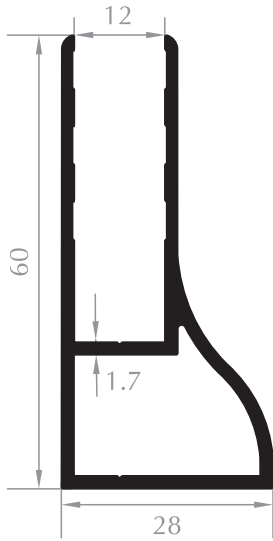
**40'LIK TEK KANALLI DİKME**  
Ø40 SINGLE CHANNEL PROFILE  
Kod/Code : KP1011  
Ağırlık/Weight : 1,065 kg/m  
Kapak/Cover : KP1010



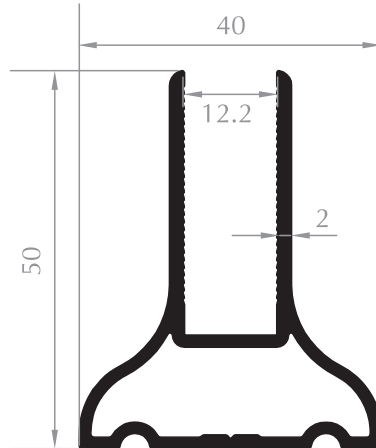
**40'LIK ÇİFT KANALLI DİKME**  
Ø40 DOUBLE CHANNEL PROFILE  
Kod/Code : KP1014  
Ağırlık/Weight : 0,994 kg/m  
Kapak/Cover : KP1010



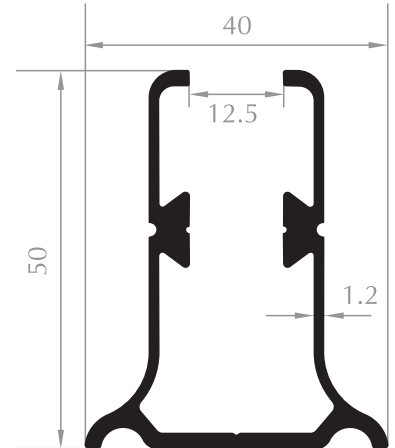
**40'LIK TEK KANALLI DİKME**  
Ø40 SINGLE CHANNEL PROFILE  
Kod/Code : KP1021  
Ağırlık/Weight : 0,845 kg/m  
Kapak/Cover : KP1010



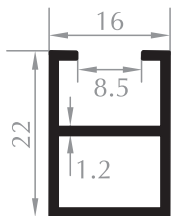
**ALT BAZA PROFİLİ**  
BASE PROFILE  
Kod/Code : KP1012  
Ağırlık/Weight : 0,753 kg/m



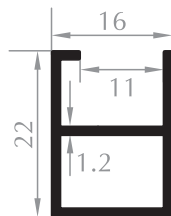
**ALT BAZA PROFİLİ**  
BASE PROFILE  
Kod/Code : KP1043  
Ağırlık/Weight : 0,754 kg/m



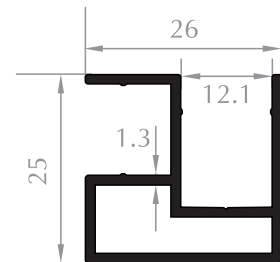
**ALT BAZA PROFİLİ**  
BASE PROFILE  
Kod/Code : KP1033  
Ağırlık/Weight : 0,749 kg/m



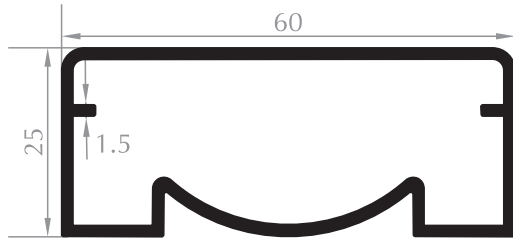
**8'LIK CAMA GÖRE KUTU**  
BOX PROFILE FOR 8mm GLASS  
Kod/Code : KP1019  
Ağırlık/Weight : 0,248 kg/m



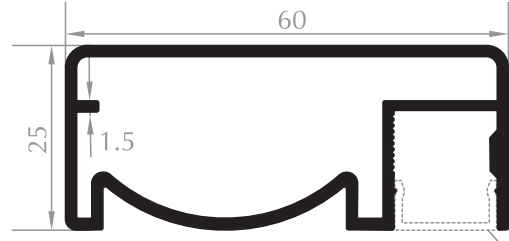
**10'LUK CAMA GÖRE KUTU**  
BOX PROFILE FOR 10mm GLASS  
Kod/Code : KP1020  
Ağırlık/Weight : 0,240 kg/m



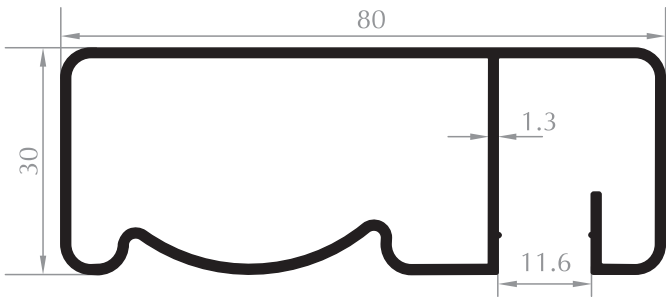
**KÜPEŞTE PROFİLİ**  
HANDRAIL PROFILE  
Kod/Code : KP1041  
Ağırlık/Weight : 0,398 kg/m



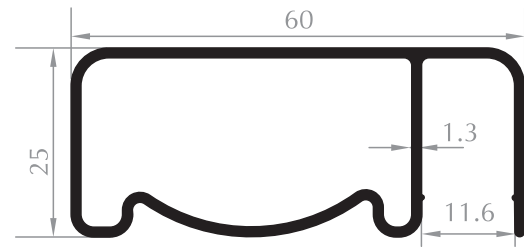
**ÜST PROFİL**  
UPPER PROFILE  
Kod/Code :KP1008  
Ağırlık/Weight:0,753 kg/m



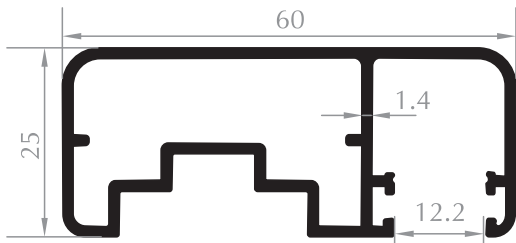
**ÖNDEN CAMLI ÜST PROFİL**  
UPPER PROFILE  
Kod/Code :KP1009  
Ağırlık/Weight:0,813 kg/m  
Kapak/Cover :KP1010



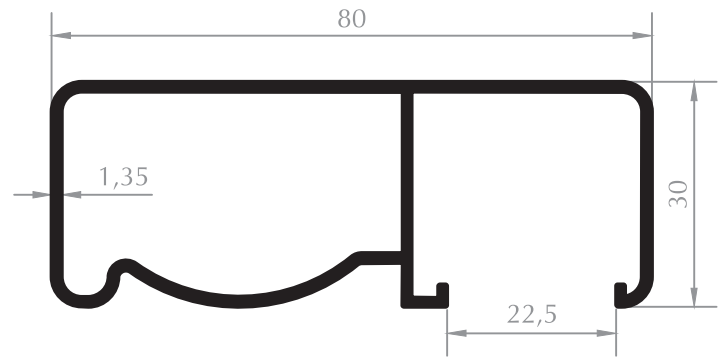
**ÖNDEN CAMLI ÜST PROFİL**  
UPPER PROFILE  
Kod/Code :KP1015  
Ağırlık/Weight:0,855 kg/m



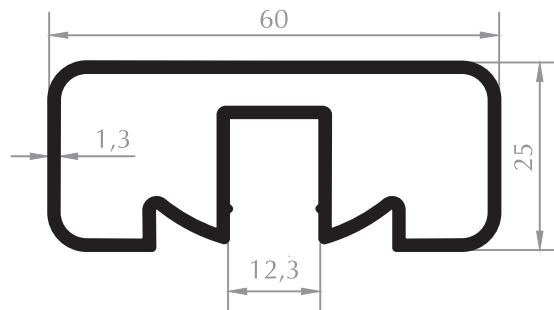
**ÖNDEN CAMLI ÜST PROFİL**  
UPPER PROFILE  
Kod/Code :KP1017  
Ağırlık/Weight:0,626 kg/m



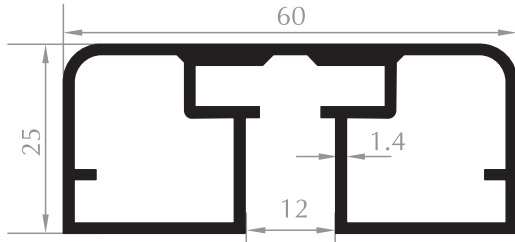
**ÖNDEN CAMLI ÜST PROFİL**  
UPPER PROFILE  
Kod/Code :KP1046  
Ağırlık/Weight:0,780 kg/m



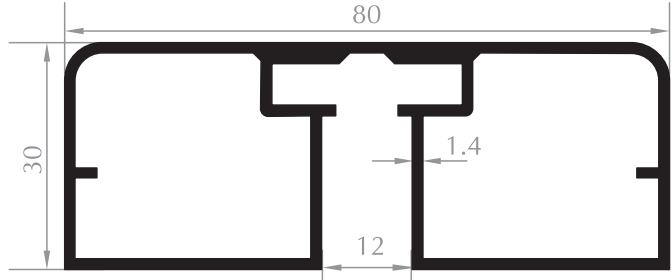
**ÖNDEN CAMLI ÜST PROFİL**  
UPPER PROFILE  
Kod/Code :KP1047  
Ağırlık/Weight:0,799 kg/m



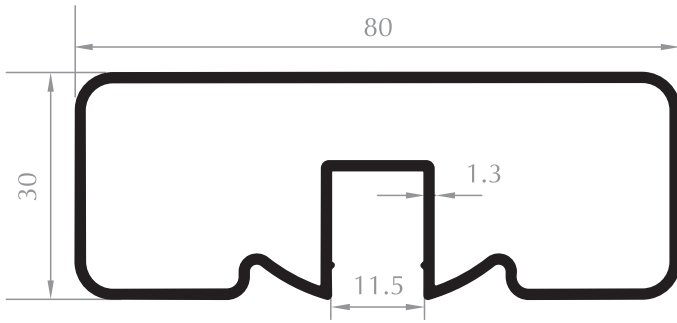
**CAMLI ÜST PROFİL**  
UPPER PROFILE  
Kod/Code :KP1018  
Ağırlık/Weight:0,716 kg/m



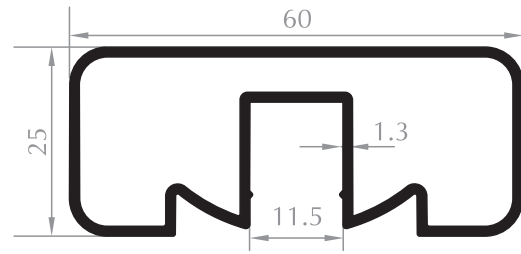
**KANALLI ÜST PROFİL**  
SINGLE CHANNEL UPPER PROFILE  
Kod/Code : KP1045  
Ağırlık/Weight : 0.892 kg/m



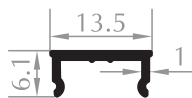
**KANALLI ÜST PROFİL**  
SINGLE CHANNEL UPPER PROFILE  
Kod/Code : KP1044  
Ağırlık/Weight : 1.120 kg/m



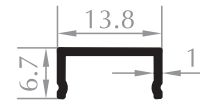
**KANALLI ÜST PROFİL**  
SINGLE CHANNEL UPPER PROFILE  
Kod/Code : KP1016  
Ağırlık/Weight : 0,879 kg/m



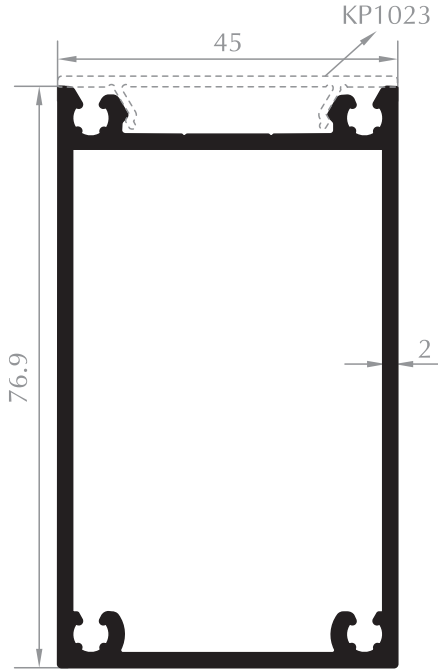
**KANALLI ÜST PROFİL**  
SINGLE CHANNEL UPPER PROFILE  
Kod/Code : KP1018  
Ağırlık/Weight : 0.716 kg/m



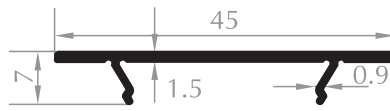
**KÜPEŞTE KAPAK**  
HANDRAIL CAP  
Kod/Code : KP1013  
Ağırlık/Weight : 0,072 kg/m



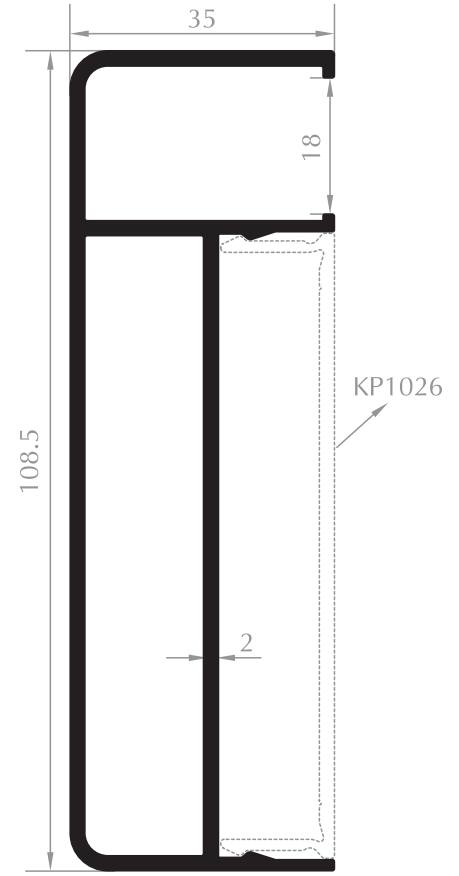
**KÜPEŞTE KAPAK**  
HANDRAIL CAP  
Kod/Code : KP1010  
Ağırlık/Weight : 0,069 kg/m



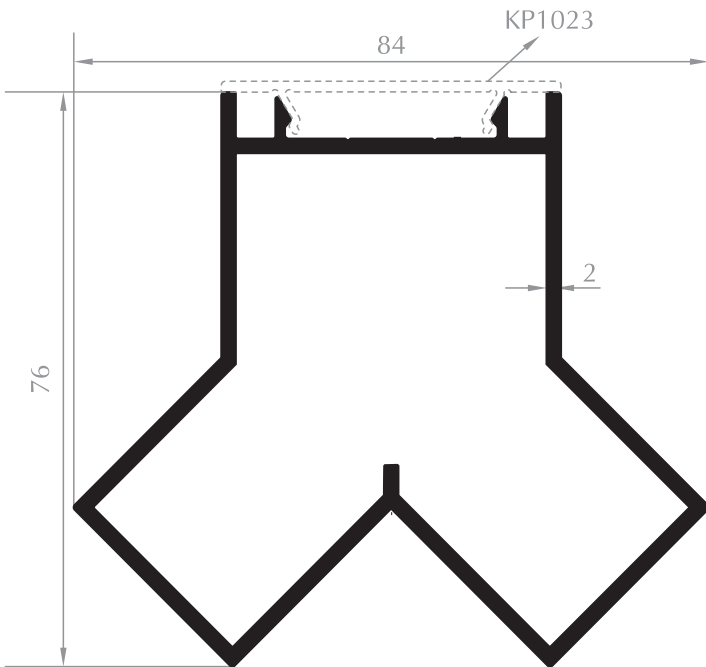
**DİKME PROFİLİ**  
VERTICAL PROFILE  
Kod/Code :KP1022  
Ağırlık/Weight: 1.448 kg/m



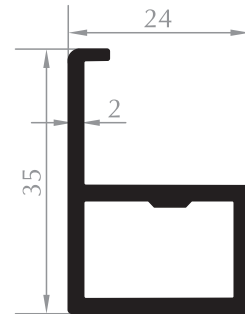
**DİKME KAPAK**  
CAP  
Kod/Code :KP1023  
Ağırlık/Weight: 0.213 kg/m



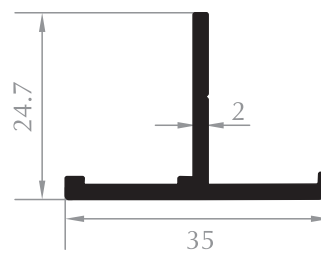
**ÖNDEN CAMLI ÜST PROFİL**  
UPPER PROFILE  
Kod/Code :KP1025  
Ağırlık/Weight: 1.539 kg/m



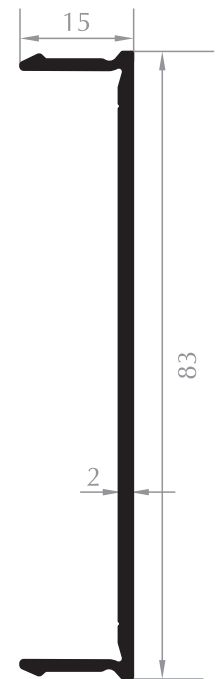
**DİKME PROFİLİ**  
VERTICAL PROFILE  
Kod/Code :KP1024  
Ağırlık/Weight: 1.587 kg/m



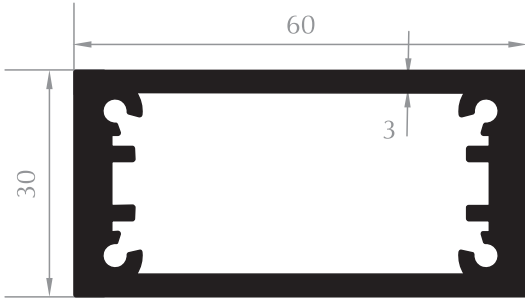
**KÜPEŞTE P PROFİLİ**  
HANDRAIL P PROFILE  
Kod/Code :KP1027  
Ağırlık/Weight: 0.520 kg/m




**KÜPEŞTE T PROFİLİ**  
HANDRAIL T PROFILE  
Kod/Code :KP1028  
Ağırlık/Weight: 0.329 kg/m



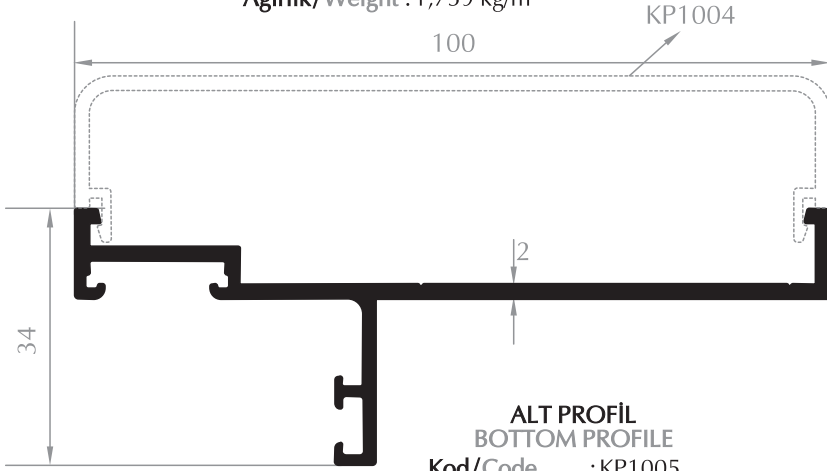
**KAPAK PROFİLİ**  
CAP PROFILE  
Kod/Code :KP1026  
Ağırlık/Weight: 0.549 kg/m



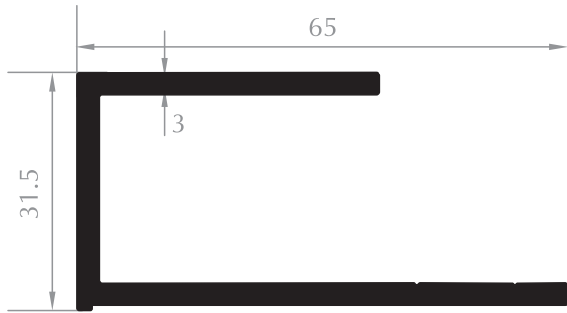
**DİKME PROFİLİ**  
VERTICAL PROFILE  
Kod/Code : KP1003  
Ağırlık/Weight : 1,759 kg/m



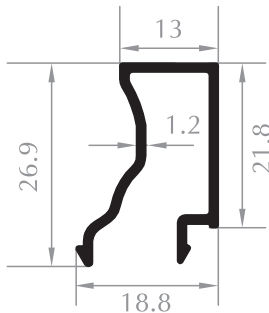
**ÜST KAPAK PROFİLİ**  
TOP CAP PROFILE  
Kod/Code : KP1004  
Ağırlık/Weight : 0,557 kg/m




**ALT PROFİL**  
BOTTOM PROFILE  
Kod/Code : KP1005  
Ağırlık/Weight : 0,853 kg/m



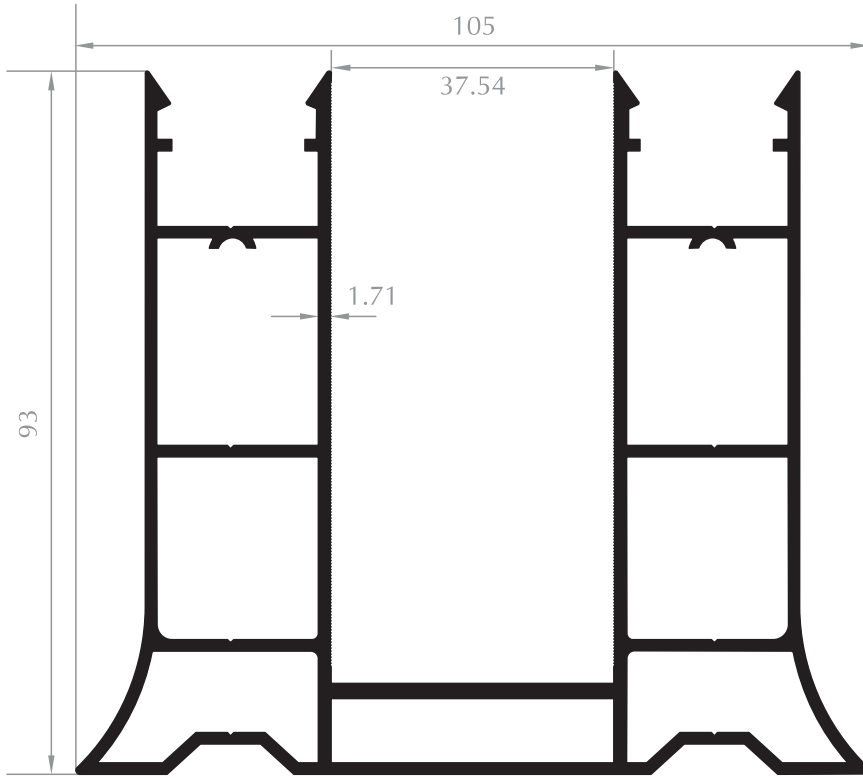
**ALT U PROFİLİ**  
BOTTOM U PROFILE  
Kod/Code : KP1006  
Ağırlık/Weight : 1,064 kg/m



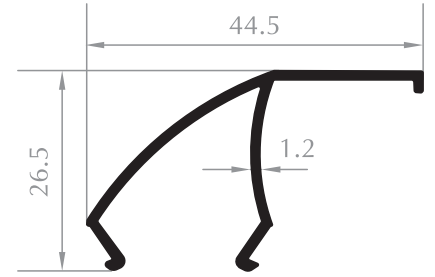
**ÇITA**  
GLAZING BEAD  
Kod/Code : KP1007  
Ağırlık/Weight : 0,235 kg/m



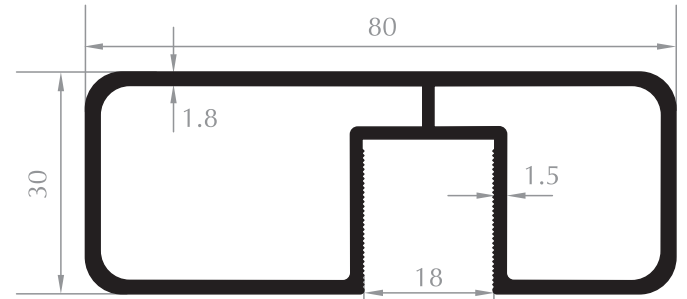
**CAM GEÇME KÜPEŞTE PROFİLİ**  
HANDRAIL PROFILE  
Kod/Code : KP1042  
Ağırlık/Weight : 18,334 kg/m



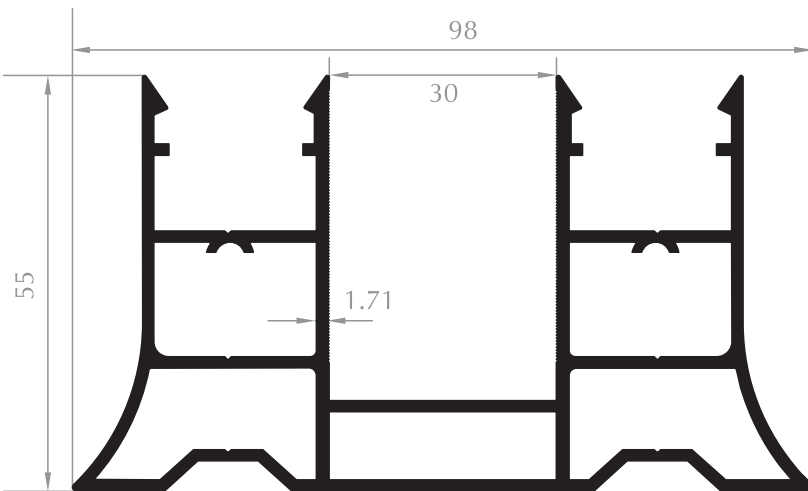
**ALT BAZA BÜYÜK KASA**  
BASE PROFILE  
Kod/Code : KP1036  
Ağırlık/Weight : 2,832 kg/m



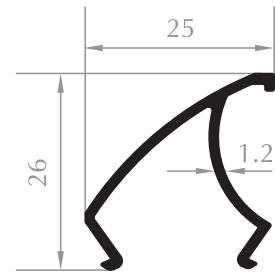
**TEK CAM ÇITA**  
GLAZING BEAD  
Kod/Code : KP1039  
Ağırlık/Weight : 0,290 kg/m



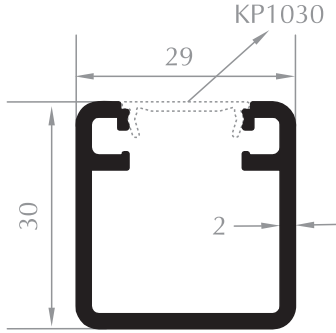
**ORTADAN CAMLI ÜST PROFİL**  
UPPER PROFILE  
Kod/Code : KP1038  
Ağırlık/Weight : 1,245 kg/m



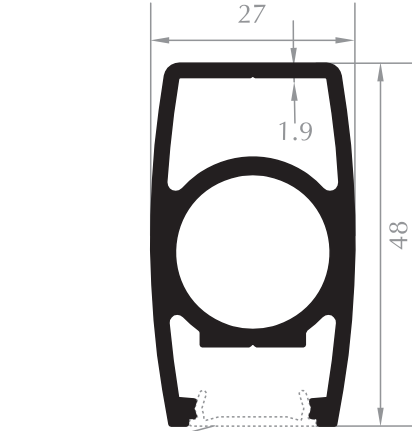
**ALT BAZA KÜÇÜK KASA**  
BASE PROFILE  
Kod/Code : KP1037  
Ağırlık/Weight : 1,908 kg/m



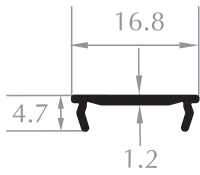
**ÇİFT CAM ÇITA**  
GLAZING BEAD  
Kod/Code : KP1040  
Ağırlık/Weight : 0,225 kg/m



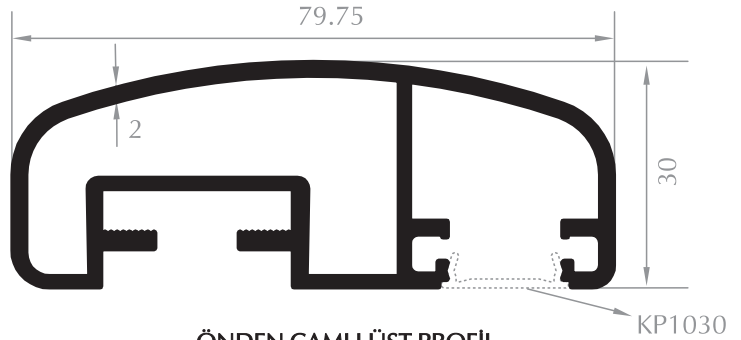
**KÜPEŞTE BAZA**  
BASE PROFILE  
Kod/Code : KP1031  
Ağırlık/Weight : 0,556 kg/m



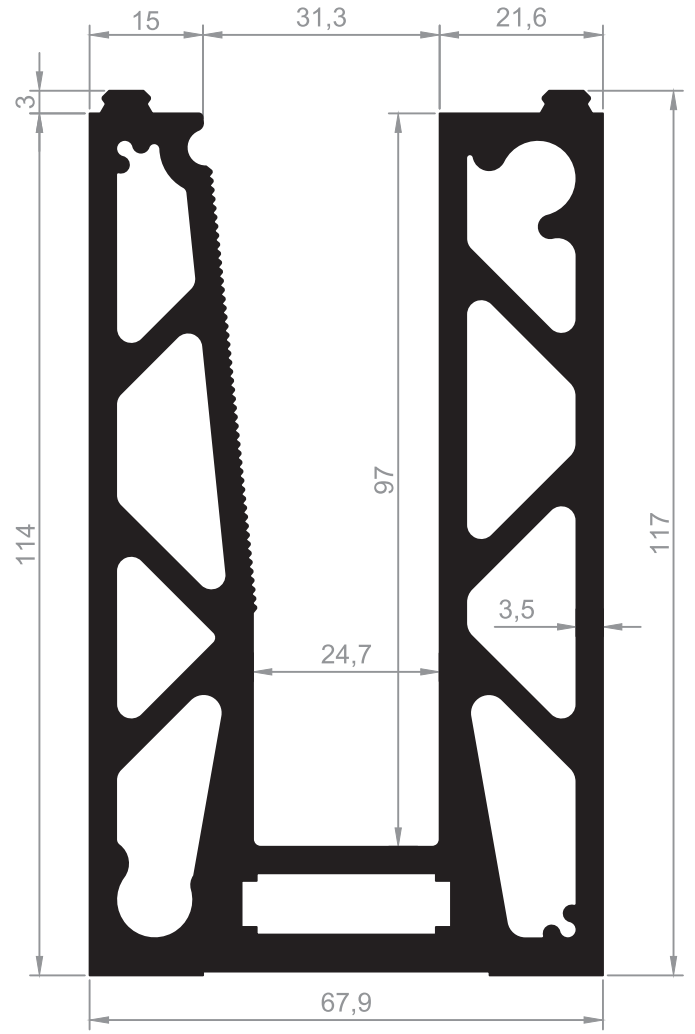
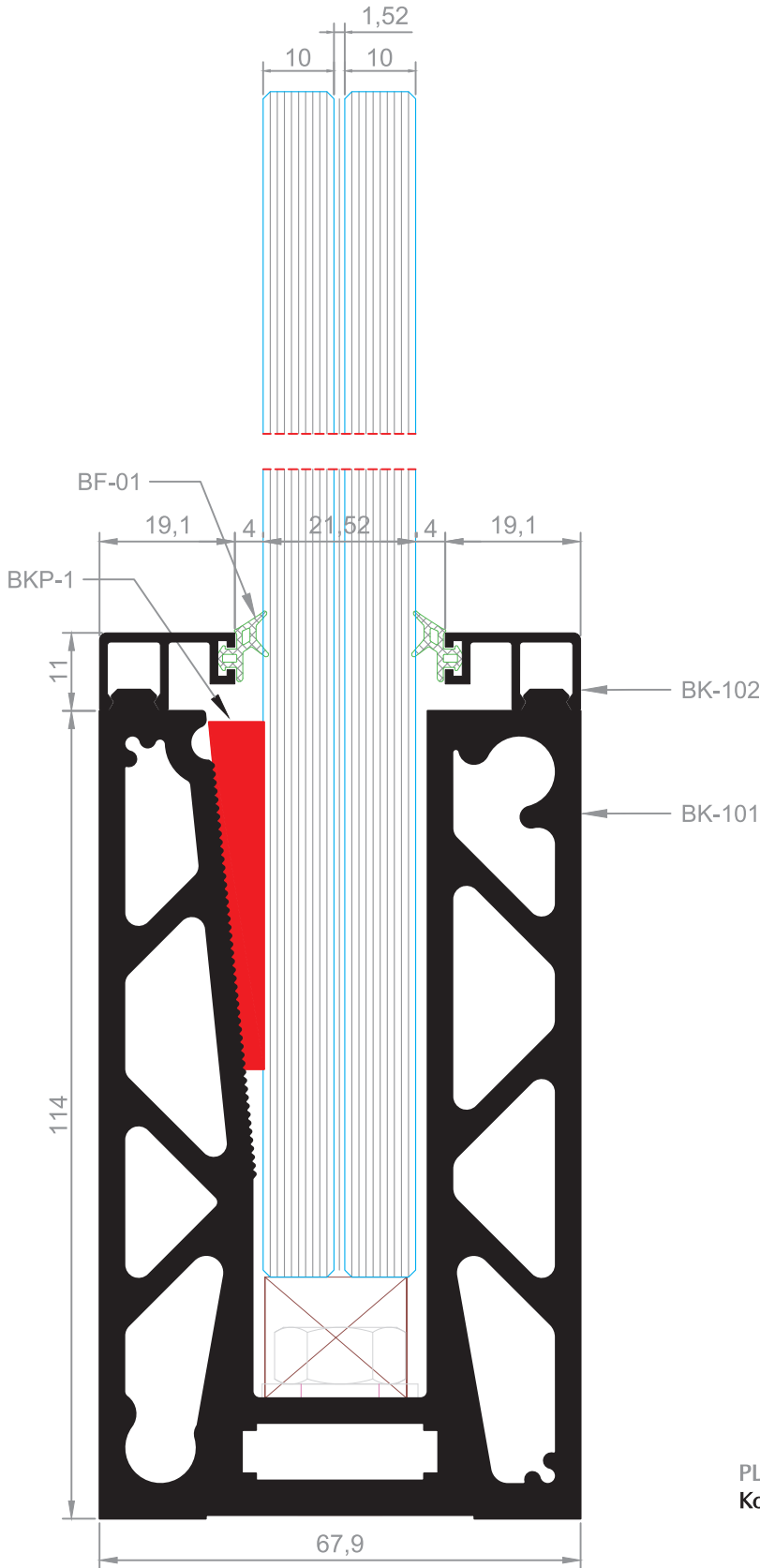
**DİKME PROFİLİ**  
VERTICAL PROFILE  
Kod/Code : KP1029  
Ağırlık/Weight : 1,087 kg/m



**DİKME KAPAK**  
CAP  
Kod/Code : KP1030  
Ağırlık/Weight : 0,068 kg/m



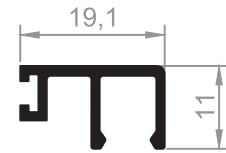
**ÖNDEN CAMLI ÜST PROFİL**  
UPPER PROFILE  
Kod/Code : KP1032  
Ağırlık/Weight : 1,319 kg/m



**ALT BAZAPROFİLİ**  
**BASE PROFILE**

Kod/Code : BK-101

Ağırlık/Weight : 7,390 kg/m




**CAM ÇİTASI**  
**GLAZING BEAD**

Kod/Code : BK-102

Ağırlık/Weight : 0,160 kg/m

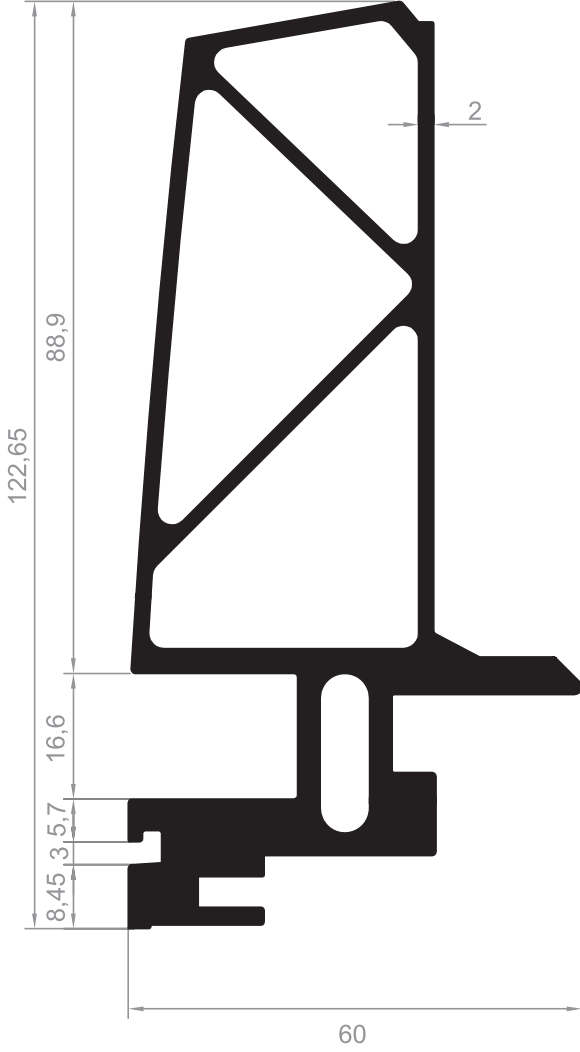
**CAM SIKIŞTIRMA PLASTİĞİ**  
**PLASTIC PART FOR GLASS FIXING**

Kod/Code : BKP-1



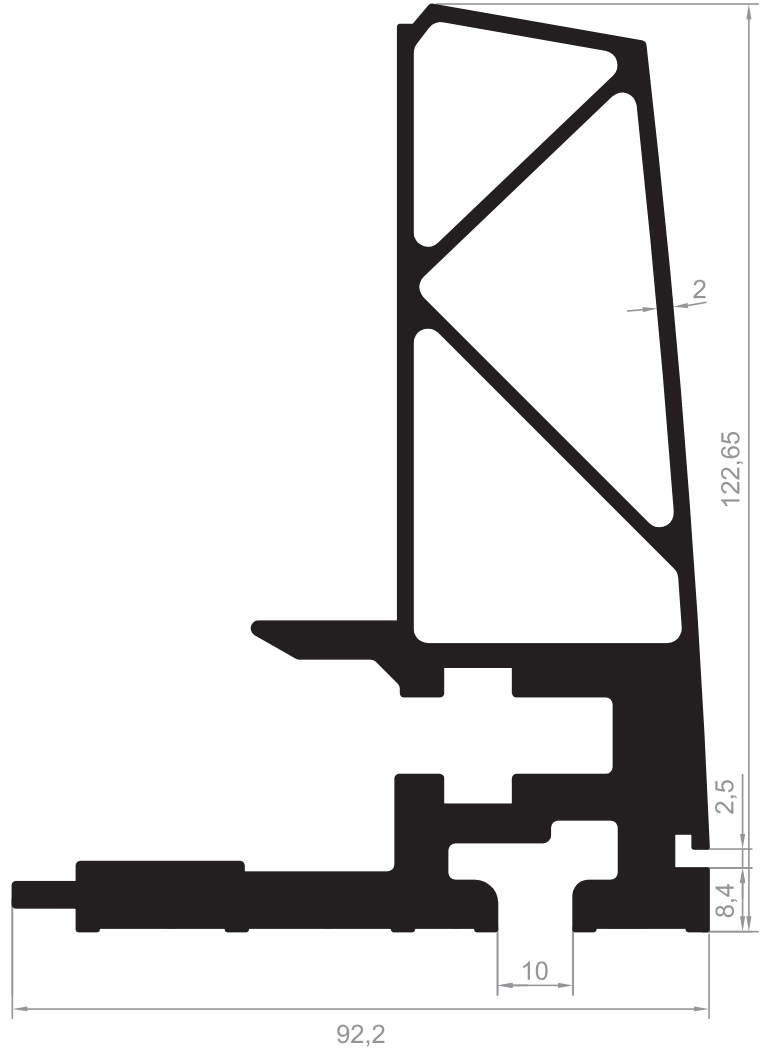
**CAM FİTİLİ**  
**GASKET**

Kod/Code : BK-01



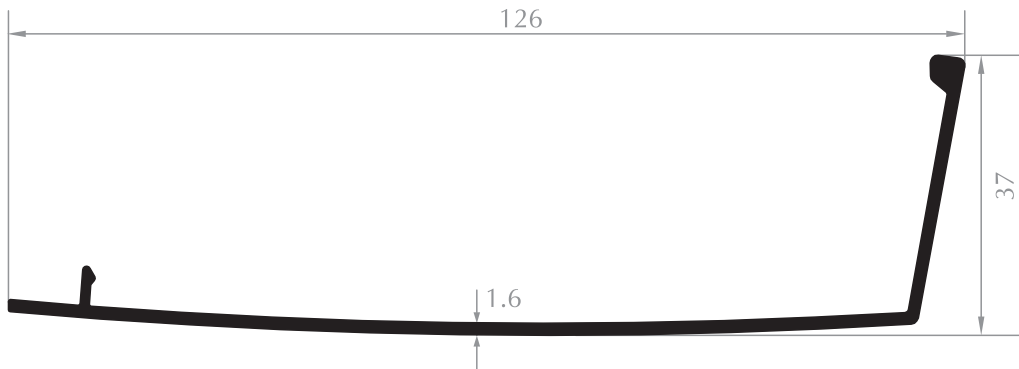
**CAM GEÇME KÜPEŞTE BAZA**  
BASE PROFILE

Kod/Code :CG1005  
Ağırlık/Weight:3,644 kg/m



**CAM GEÇME KÜPEŞTE BAZA**  
BASE PROFILE

Kod/Code :CG1004  
Ağırlık/Weight:5,395 kg/m



**KÜPEŞTE KAPAK**  
HANDRAIL CAP

Kod/Code :CG1006  
Ağırlık/Weight:0,714 kg/m