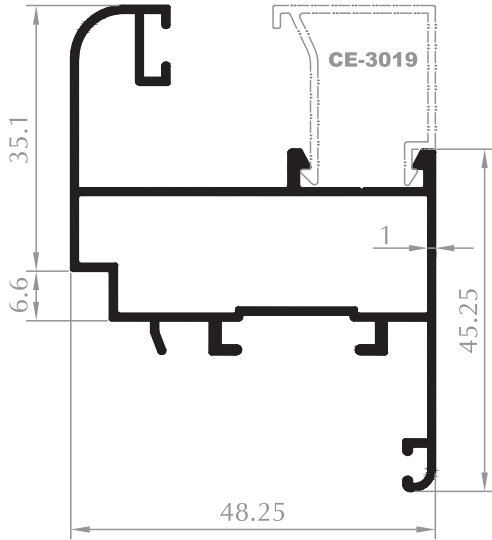


Aldom
G R O U P

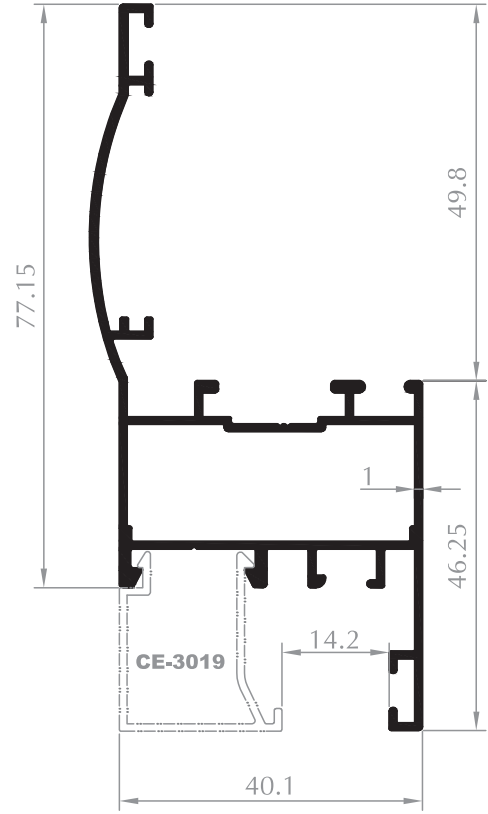
ECO-LITE

Ekonomik Seri Kapı, Pencere ve Sürme Sistemi
Economic Series Door, Window and Sliding System

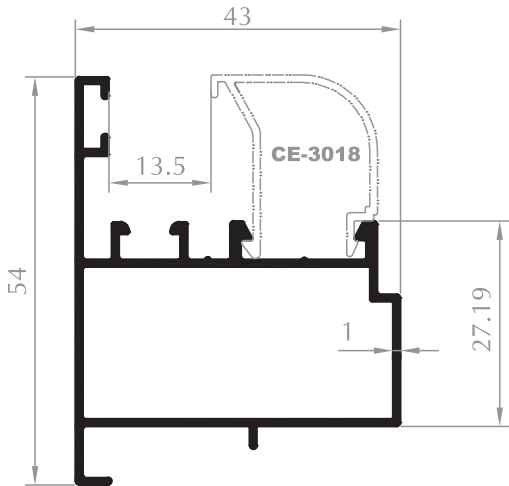




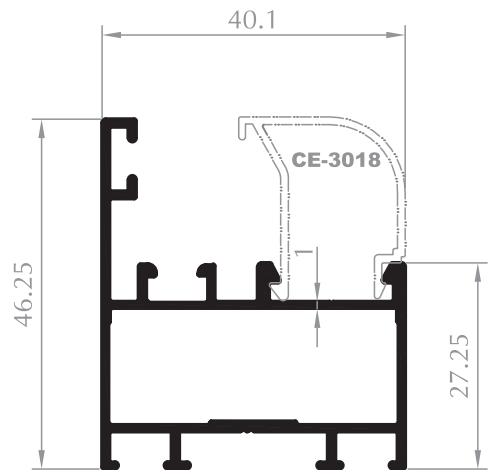
KANAT PROFİLİ
SASH PROFILE
Kod/Code : CE3024
Ağırlık/Weight : 0,686 kg/m



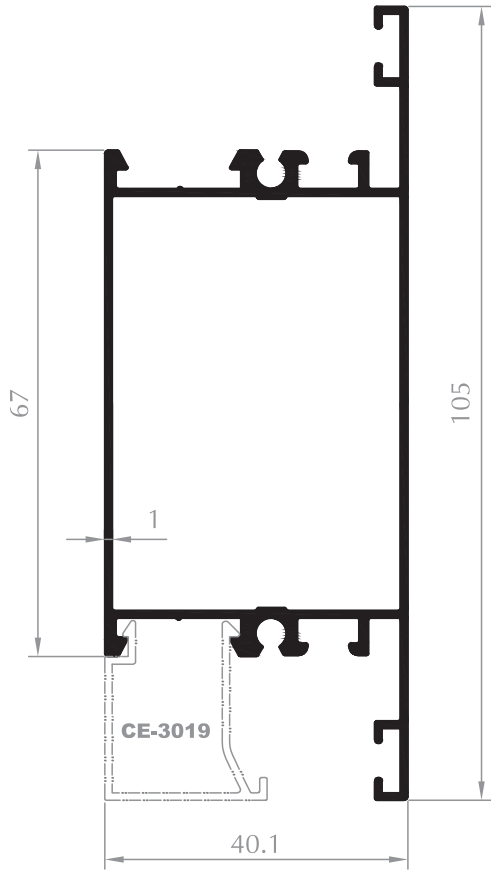
PERVAZLI KASA PROFİLİ
FRAME PROFILE
Kod/Code : CE3023
Ağırlık/Weight : 0,791 kg/m



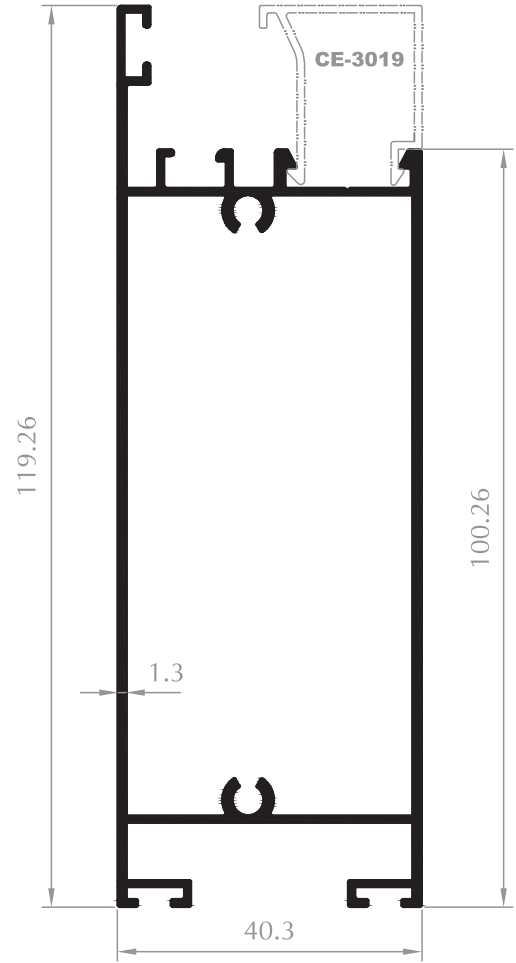
KASA PROFİLİ
FRAME PROFILE
Kod/Code : CE3020
Ağırlık/Weight : 0,565 kg/m



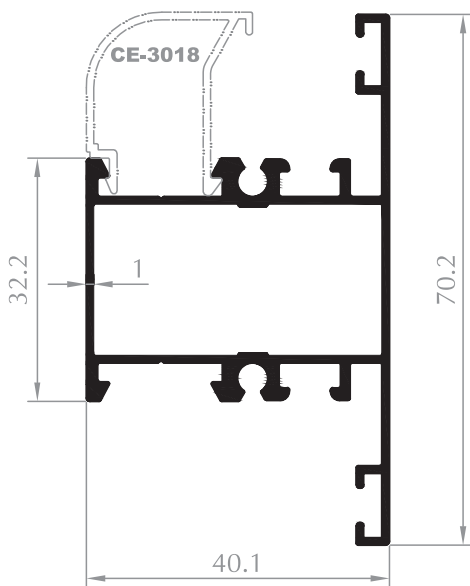
KASA PROFİLİ
FRAME PROFILE
Kod/Code : CE3017
Ağırlık/Weight : 0,572 kg/m



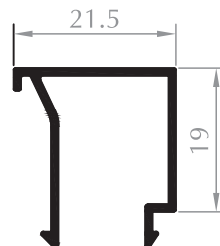
ORTA KAYIT PROFİLİ
MULLION PROFILE
Kod/Code : CE3016
Ağırlık/Weight: 0,951 kg/m



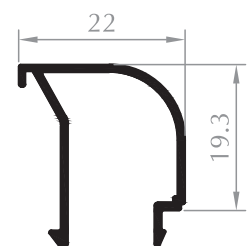
ETEK PROFİLİ
KICK PLATE PROFILE
Kod/Code : CE3021
Ağırlık/Weight: 1,254 kg/m



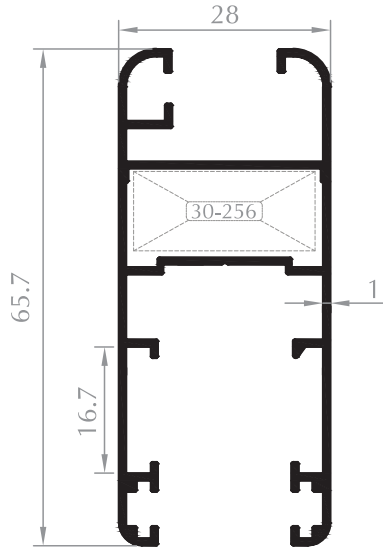
ORTA KAYIT PROFİLİ
MULLION PROFILE
Kod/Code : CE3022
Ağırlık/Weight: 0,768 kg/m



CAM ÇITASI
GLAZING BEAD
Kod/Code : CE3019
Ağırlık/Weight: 0,202 kg/m

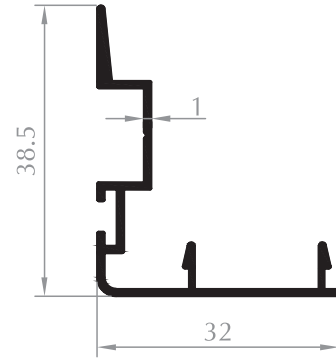


CAM ÇITASI
GLAZING BEAD
Kod/Code : CE3018
Ağırlık/Weight: 0,198 kg/m



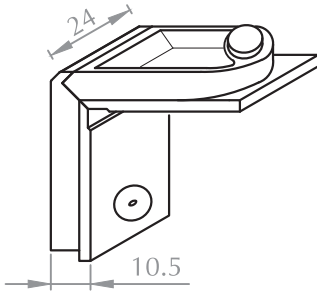
KANAT PROFİLİ
SASH PROFILE

Kod/Code : CE3026
Ağırlık/Weight: 0,675 kg/m



KENET PROFİLİ
INTERLOCKING PROFILE

Kod/Code : CE3027
Ağırlık/Weight: 0,283 kg/m



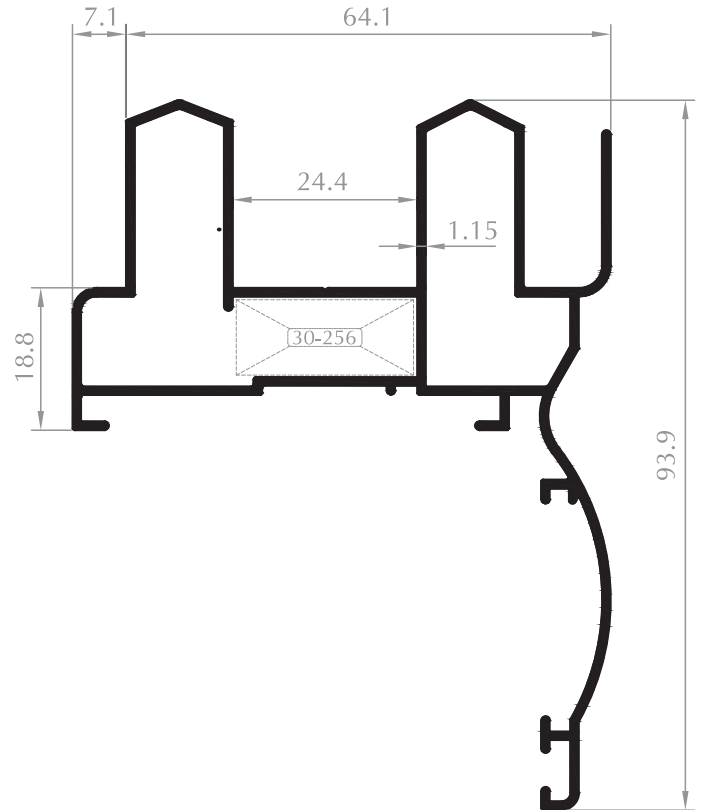
KÖŞE TAKOZU
CLEATS

Kod/Code : 30-256



RULMAN
ROLLER

Kod/Code : 30-257



PERVAZLI KASA PROFİLİ
FRAME PROFILE

Kod/Code : CE3025
Ağırlık/Weight: 1,176 kg/m