



*Geleceęe, Birlikte...  
Towards the future, Together...*





Aldom  
G R O U P



**ALDOM GROUP** FİRMA TANITIMI COMPANY PRESENTATION

7

**SL 54** ISI YALITIMSIZ SÜRME KAPI & PENCERE SİSTEMİ UNINSULATED SLIDING DOOR & WINDOW SYSTEM


13

Profiller Profiles 15

Sürme Sistem Detayları Sliding System Details 23

Aksesuarlar Accessories 51

İmalat Kesim Ölçüleri Fabrication &amp; Cutting Sizes 57

**SL 77 MN** ISI YALITIMLI SÜRME KAPI & PENCERE SİSTEMİ THERMAL SLIDING DOOR & WINDOW SYSTEMS

61

Profiller Profiles 63

Sürme Sistem Detayları Sliding System Details 69

Aksesuarlar Accessories 101

**SL 82** ISI YALITIMLI SÜRME KAPI & PENCERE SİSTEMİ THERMAL SLIDING DOOR & WINDOW SYSTEMS

105

Profiller Profiles 107

Sürme Sistem Detayları (AVANTGARDE) Sliding System Details (AVANTGARDE) 123

Sürme Sistem Detayları (PREMIUM) Sliding System Details (PREMIUM) 157

Aksesuarlar Accessories 183

**SL 92** ISI YALITIMLI SÜRME KAPI & PENCERE SİSTEMİ THERMAL SLIDING DOOR & WINDOW SYSTEMS

191

Profiller Profiles 193

45° Bağlantı Detayı Corner Assembly Detail In 45° 203

90° Bağlantı Detayı Corner Assembly Detail In 90° 277

Aksesuarlar Accessories 345

**SL 92 HS** ISI YALITIMLI KALDIRMA SÜRME KAPI & PENCERE SİSTEMİ THERMAL LIFT & SLIDING DOOR & WINDOW SYSTEMS

351

Profiller Profiles 353

Kaldır Sür Detayı Lift and Slide Detail 363

Aksesuarlar Accessories 425



# Aldom Dünyası'na Hoş Geldiniz!

*25 yılı aşkın süredir Alüminyum ve İnşaat sektöründe faaliyet gösteren Aldom Group; alüminyum profil ve alüminyum kompozit panel ürünlerinde birçok dünya markasıyla işbirliği yapmış ve sektörde kendine saygın bir yer edinmiştir.*

Günümüzde, Çerkezköy / Tekirdağ'da bulunan **13.000 m<sup>2</sup> kapalı, 7.000 m<sup>2</sup> açık** alana sahip tesislerinde faaliyet gösteren Aldom Group, alüminyum profil sistemleri ve alüminyum kompozit panel üretimi yapmaktadır.

**11.000 ton / yıl** kapasiteli alüminyum profil üretimi ve **8.000 ton/yıl** kapasiteli elektrostatik toz boya tesisi, ayrıca Aresbond markasıyla **4.000.000 m<sup>2</sup>/yıl** kapasiteli alüminyum kompozit panel üretim tesisine sahip firmamız; en yüksek kalitedeki üretimi, A1 - A2 yanmaz sınıf ürünleri ve yerli / yabancı sertifikasyonlarıyla **5 farklı kıtada, 20'den fazla ülkeye ihracat** yapmaktadır.

Aldom Group olarak, yaratıcılığa destek verme arzumuz ve her zaman farklı olma çabamız, bizi daima gelişmeye ve yeniliklere götürüyor.

*Biz, Dünyamızın daha güzel bir yer haline gelmesi için var gücümüzle çalışmaya devam edeceğimizi taahhüt ediyoruz.*

ares architectural systems | aresbond<sup>®</sup> U.S.A. Aluminium Composite Panels | Aldom Aluminium



## Welcome to the Aldom World !

*Engaging in Aluminum and Construction sectors for more than 25 years, Aldom Group has cooperated with world's many leading brands in aluminum profiles and aluminum composite panel products, and gained a reputable place in the sector.*

Today, Aldom Group is one of the biggest manufacturers in aluminum sector with its aluminum profile systems and composite panel productions, operating in its facilities with a **13,000 m<sup>2</sup> of indoor and 7,000 m<sup>2</sup> of outdoor area**, located in Çerkezköy-Tekirdağ / TURKEY.

With an annual production capacity of **11.000 tons** of aluminum profile systems, **8.000 tons** of electrostatic powder coating, and **4.000.000m<sup>2</sup>** of aluminum composite panels, along with its highest quality - latest technology productions, A1-A2 class incombustible products and domestic & foreign certifications; the company exports its products to more than **20 countries in 5 different continents**.

As Aldom Group, our passion to support creativity and the efforts to be always different lead us to continuous development and innovations.

*We are committed to keep working in order to make our World a better place.*

Aldom Group'un 25 yılı aşkın tecrübesi ve gücüyle, Türkiye ve uluslararası pazara sunmaktan gurur duyduğu markası '**ares Mimari Sistemler**'; zarif ve şık tasarımı, mükemmel yalıtımı, maliyet verimli çözümleri ve projelerin tüm gereksinimlerini karşılayan geniş ürün yelpazesıyla, tüm iş ortaklarına doğru ve kaliteli hizmet vermeyi amaçlar, binalarda enerji kullanımını azaltmak ve termal konforu geliştirmek için mükemmel çözümler sunar.

With its more than 25 years of knowledge and strong reputation in the market, Aldom Group proudly presents its '**ares Architectural Systems**', providing an elegant and stylish design, excellent insulation, cost effective solutions, wide range of products that meets all requirements of the projects and offers a consistent and high quality service to all its business partners. It provides perfect solutions for reducing the energy consumption and increasing thermal comfort at buildings.



## Yeni Nesil Mimari Çözümler...

### New Generation Architectural Solutions

**ares** architectural  
systems®



**aresbond**®  
U.S.A  
Aluminium Composite Panels

## Güvenli Yaşam "Aresbond" ile Başlar...

### Safety Starts with "Aresbond"...

Türkiye'de ve Dünyada birçok prestijli projenin dış görünümüne zarafet katan Aresbond U.S.A kompozit paneller; uluslararası sertifikasyonları, en yüksek seviyede yanmazlığı, geniş renk yelpazesi, dokulu yüzey / özel serileri ve zorlu şartlara karşı uzun ömürlü dayanımıyla mimarların rüya seçimidir.

*Adding elegancy to exterior view of many prestigious projects in Turkey and worldwide, Aresbond U.S.A. composite panels are the dream choice of architects with their international certifications, highest level of fireproofness, broad color range, textured surface / special series and long lasting durability against hard conditions.*



# Aldom Group Story



**Aldom**  
ALUMINIUM

Hayatın Her Alanında...  
At Every Corner of Life...

Aldom Alüminyum Ekstrüzyon Profil Üretim Tesisleri; entegre yapısı, üstün kalite güvence sistemleri, son teknolojiye sahip üretim parkuru ve hızlı-esnek-müşteri odaklı hizmet anlayışıyla alüminyum profil sektöründe fark yaratmaktadır.

*Aldom Aluminum Extrusion Profile Production Facilities creates a significant difference in aluminum sector with its integrated structure, premium quality assurance systems, latest technology production, and fast-flexible-customer oriented services.*



# Proje Dizaynı için Toplam Çözümler!

Aldom Group, varolduđu 25 yılı aşkın sürede yatırımcılar, cephe uygulama firmaları ve en ünlü mimarlarla, ülkemizde ve dünya çapında birçok projede işbirliği yaparak güçlü bağlantılar kurmuştur. Yenilikçi yapısı ve müşteri odaklı yaklaşımıyla, modern görünümlü ve özel projelerde kendine saygın bir yer edinmiştir.

Mimarlar ve tasarımcılar arasında kaliteli, uzun ömürlü ve güvenilir ürün grupları olarak tanınan Aresbond Kompozit Paneller ve Ares Mimari Sistemler, ayrıca yeni tasarım akımları için de vazgeçilmez markalar haline gelmişlerdir.

Planlama - tedarik sürecinde ve cephenin tüm teknik detaylarının belirlenmesinde Aldom Group Mimari Ekibi aktif rol oynar ve size en kazançlı çözümleri sunar. Aldom Group'un mimarlara ve tasarımcılara sunduđu Toplam Çözümler, onların hayallerinin gerçeğe dönüşmesine yardım eder ve yaratıcı vizyonları için en uygun sonuca ulaşmalarını sağlar.

Türkiye'de ve Dünyada çok sayıda ünlü proje, Aldom Group ekibinin siz değerli müşterileri için verdiği gayretin en anlamlı kanıtıdır.



## Total Solutions For Project Design

During more than 25 years of existence, Aldom Group made strong connections with investors, facade application companies and architects, through cooperation on numerous projects in Turkey and all over the world. With its innovative structure and customer-oriented approach, Aldom gained a reputable place on various projects with specific requirements and modern appearance.

Among architects and designers, Aresbond Composite Panels & Ares Architectural Systems are known as high quality, long lasting and reliable product groups, also became essential brands for new design tendencies. In process of preparation and planning, Aldom Architectural Team is actively present during initiative phase of planning, when all technical details need to be defined and until best available option chosen.

Main purpose of this consulting is to benefit to provide investors the best profitable solution. The Total Solutions, which Aldom offers to architects and designers, help to materialize ideas and achieve optimal result for their creative vision.

Great number of prestigious projects in all over the world are the best approval of the efforts which Aldom Team gives to their clients.





ares architectural<sup>®</sup>  
systems

# SL 54

Isı Yalıtımsız Sürme Kapı & Pencere Sistemi  
Uninsulated Sliding Door & Window System



Aldom Group'un 20 yılı aşkın tecrübesi ve gücüyle, Türkiye ve uluslararası pazara sunmaktan gurur duyduğu markası '**ares Mimari Sistemler**'; zarif ve şık tasarımı, mükemmel yalıtımı, maliyet verimliliği ve projelerin tüm gereksinimlerini karşılayan geniş ürün yelpazesıyla, tüm iş ortaklarına doğru ve kaliteli hizmet vermeyi amaçlar, binalarda enerji kullanımını azaltmak ve termal konforu geliştirmek için mükemmel çözümler sunar.

Yapılarda güvenlik ve konforun üstün kalitede bir sistemle sağlanması fikriyle özel olarak tasarlanan **SL 54 Isı Yalıtımsız Sürme Kapı ve Pencere Sistemleri**; mükemmel su, hava ve akustik yalıtım performansı sunarken, zorlu koşullara dayanıklılığı, estetik dizaynı ve maliyet verimli çözümleriyle tüm projelerde güvenle tercih edilmektedir.

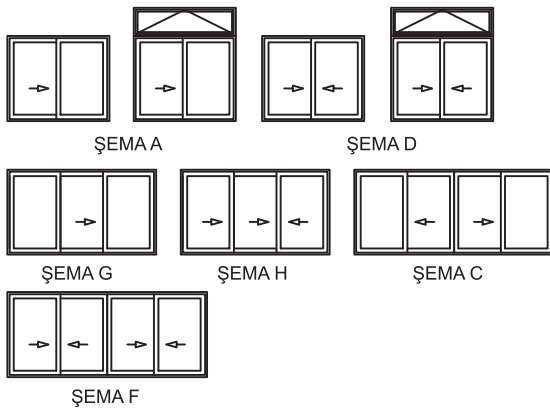
#### ÖZELLİKLER:

- 54 mm kasa kesit derinliği
- Perdeli kıl fitillerle sızdırmazlık
- 18 ila 22 mm aralığında cam kalınlıkları
- Euro tip aksesuarların tümüne uyumlu
- Elektrostatik toz boyalı veya eloksallı yüzey kaplama

#### AVANTAJLAR:

- Akustik, su ve hava yalıtımında yüksek performans
- Çok sayıda değişik tip mimari detay alternatifi
- Hafif strüktür, kolay üretim
- Estetik iç ve dış görünüm
- Tüm pencere ve kapı tipleri ile adaptasyon

#### AÇILIM TİPLERİ:



#### PERFORMANS:

Su sızdırmazlık EN 1027-EN 12208	1A (0Pa)	2A (50Pa)	3A (100Pa)	4A (150Pa)	5A (200Pa)	6A (250Pa)	7A (300Pa)	8A (450Pa)	9A (600Pa)	Exxxx (>2000Pa)
Hava geçirgenlik EN 1026 - EN 12207	1 (150Pa)	2 (300Pa)	3 (600Pa)	4 (600Pa)						

Rüzgar yükü dayanımı EN 12211 - EN 12210	max pressure	1 (400Pa)	2 (800Pa)	3 (1200Pa)	4 (1800Pa)	5 (2000Pa)	Exxx (>2000Pa)
	with deflection	A (≤ 1/150)	B (≤ 1/200)	C (≤ 1/300)			

With its more than 20 years of knowledge and strong reputation in the market, Aldom Group proudly presents its '**ares Architectural Systems**', providing an elegant and stylish design, excellent insulation, cost effectiveness, wide range of products that meets all requirements of the projects and offers a consistent and high quality service to all its business partners. It provides perfect solutions for reducing the energy consumption and increasing thermal comfort at buildings.

Specially designed with the idea of securing comfort at buildings, **SL 54 Uninsulated Sliding Door & Window Systems** ensures perfect waterproofing, air and acoustic insulation; consequently being preferred at all projects with its superior quality, elegant design and cost effective solutions.

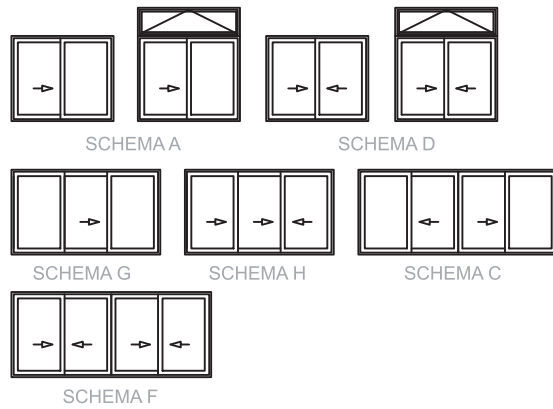
#### FEATURES:

- 54 mm system cross section depth
- Impermeability with Pile Weather Strips
- 18 mm to 22 mm glass thickness range
- Compatible with all Euro-type accessories
- Electrostatic powder coating or anodized surfaces

#### ADVANTAGES:

- High performance in acoustic, water and air insulation
- Numerous types of architectural detail alternatives
- Light structure, easy processing
- Aesthetic interior and exterior view
- Adoptable to all types of doors and windows

#### OPENING TYPES:



#### PERFORMANCE:

Watertightness EN 1027 - EN 12208	1A (0Pa)	2A (50Pa)	3A (100Pa)	4A (150Pa)	5A (200Pa)	6A (250Pa)	7A (300Pa)	8A (450Pa)	9A (600Pa)	Exxxx (>2000Pa)
Air permeability EN 1026 - EN 12207	1 (150Pa)	2 (300Pa)	3 (600Pa)	4 (600Pa)						

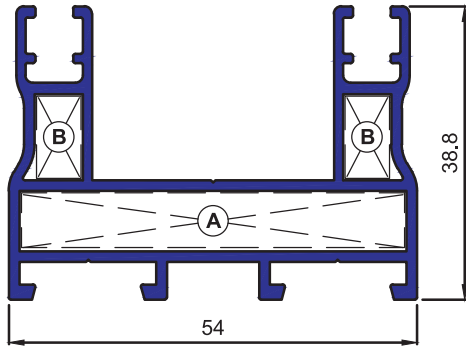
Resistance to wind load EN 12211 - EN 12210	max pressure	1 (400Pa)	2 (800Pa)	3 (1200Pa)	4 (1800Pa)	5 (2000Pa)	Exxx (>2000Pa)
	with deflection	A (≤ 1/150)	B (≤ 1/200)	C (≤ 1/300)			

ares architectural<sup>®</sup>  
s y s t e m s

SL 54

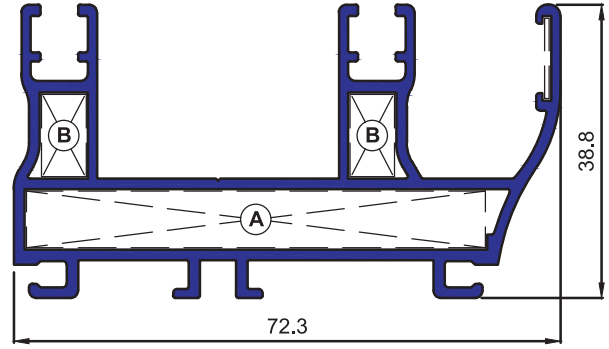
Profiller  
Profiles

KASA PROFİLLERİ / FRAME PROFILES



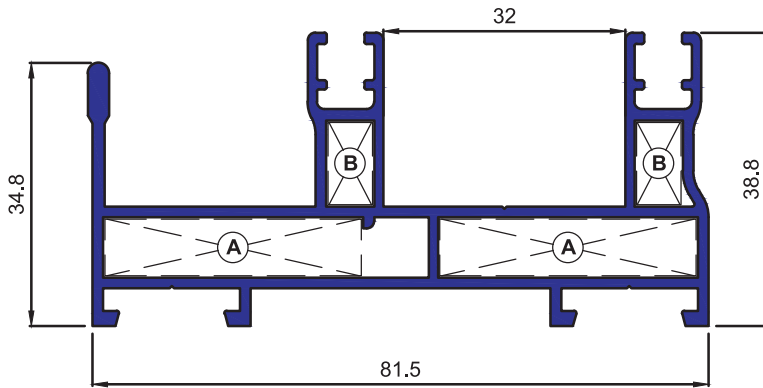
54 SL F01

0,995 kg/m  
Jx=4,46 cm<sup>4</sup> Jy=13,67 cm<sup>4</sup>



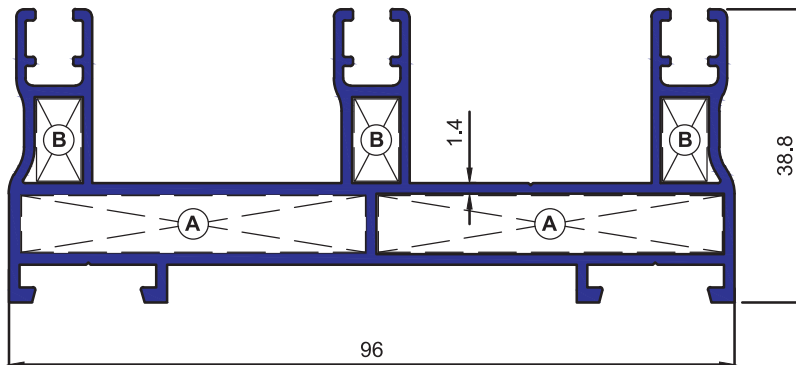
54 SL F02

1,223 kg/m  
Jx=5,46 cm<sup>4</sup> Jy=24,50 cm<sup>4</sup>



54 SL F03

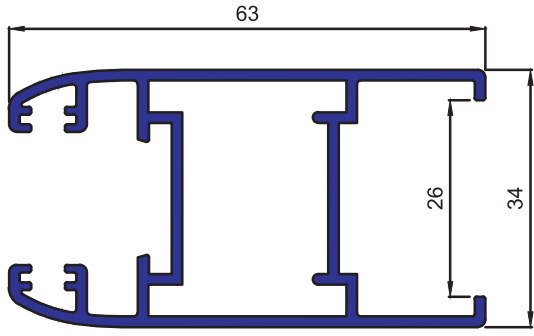
1,338 kg/m  
Jx=5,45 cm<sup>4</sup> Jy=36,40 cm<sup>4</sup>



54 SL F04

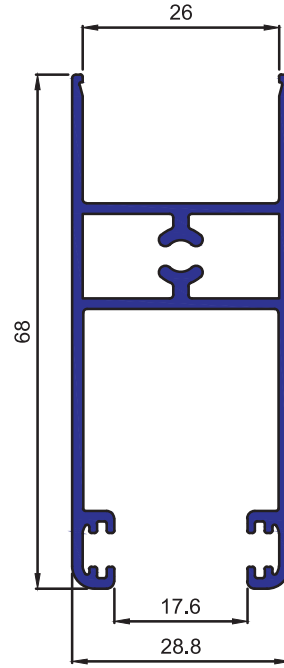
1,542 kg/m  
Jx=6,47 cm<sup>4</sup> Jy=59,17 cm<sup>4</sup>

KANAT PROFİLLERİ / VENT PROFILES



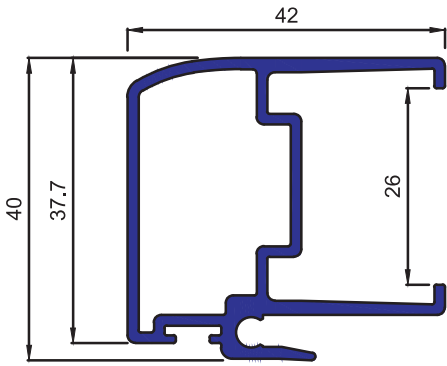
54 SL V 01

0,926 kg/m  
Jx=10,56 cm<sup>4</sup> Jy=6,27 cm<sup>4</sup>



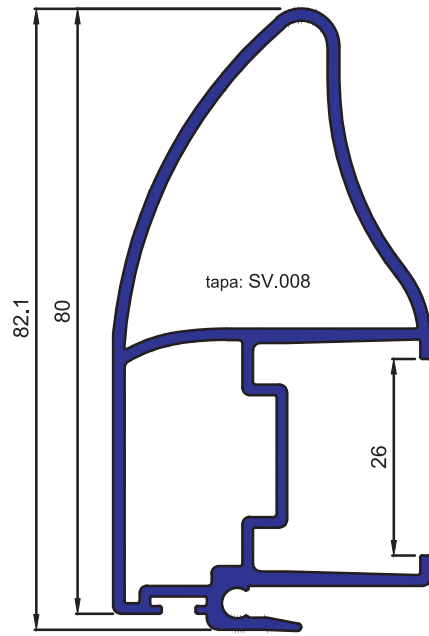
54 SL V 02

0,887 kg/m  
Jx=11,35 cm<sup>4</sup> Jy=4,44 cm<sup>4</sup>



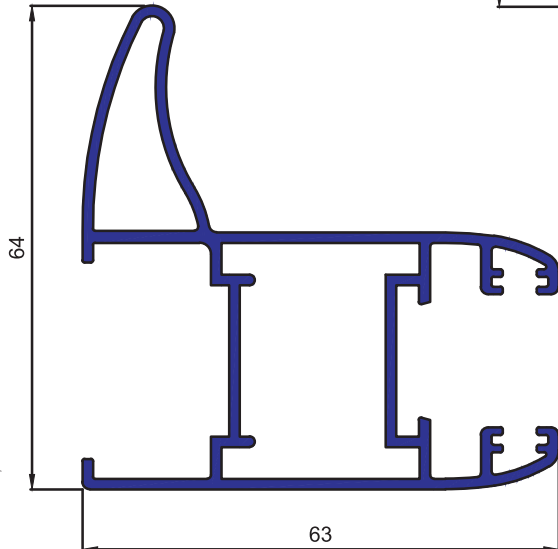
54 SL V 03

0,763 kg/m  
Jx=5,85 cm<sup>4</sup> Jy=3,91 cm<sup>4</sup>



54 SL V 04

1,195 kg/m  
Jx=26,75 cm<sup>4</sup> Jy=6,76 cm<sup>4</sup>

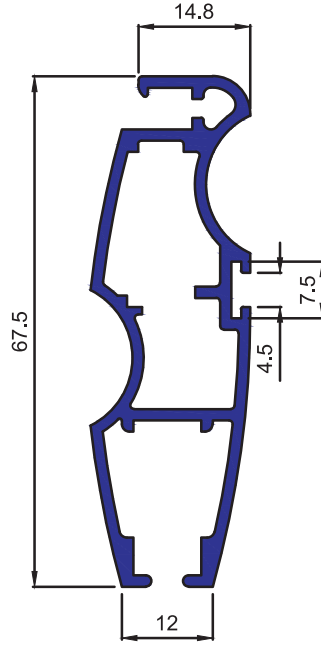


54 SL V 05

1,165 kg/m  
Jx=15,79 cm<sup>4</sup> Jy=14,29 cm<sup>4</sup>

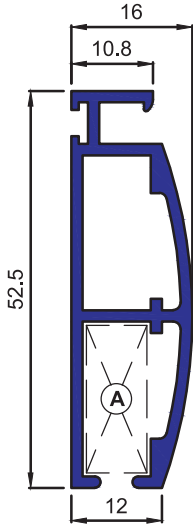
Ölçek: 1/1  
Scale: 1/1

SİNEKLİK PROFİLLERİ / FLYSCREEN PROFILES



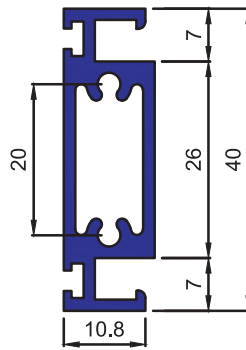
54 SL A 01

0,870 kg/m



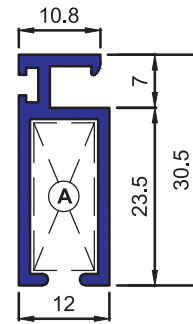
54 SL A 02

0,600 kg/m



54 SL A 03

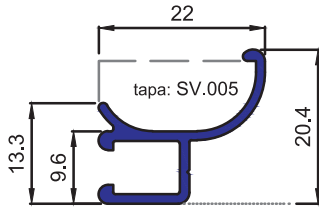
0,488 kg/m



54 SL A 04

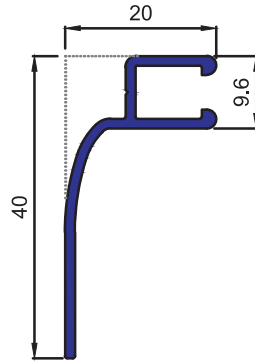
0,325 kg/m

DAMLALIK PROFİLLERİ / DROPPER PROFILES



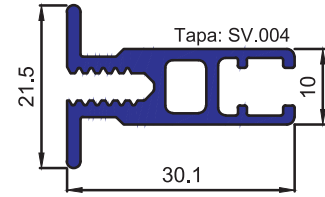
54 SL A 05

0,196 kg/m



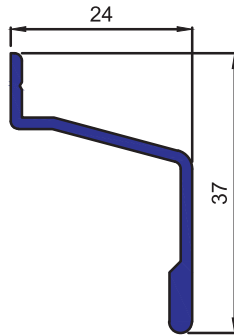
54 SL A 06

0,240 kg/m



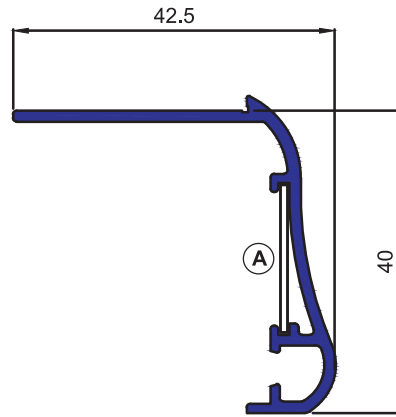
54 SL A 07

0,430 kg/m



54 SL A 08

0,254 kg/m

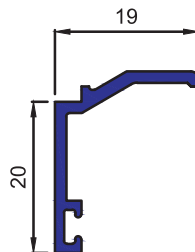


54 SL A 09

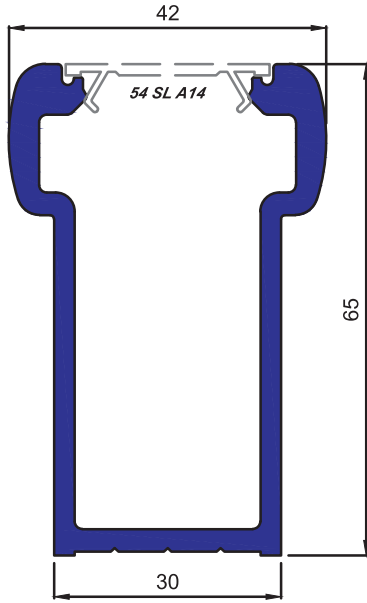
0,410 kg/m

54 SL A 15

0,180 kg/m

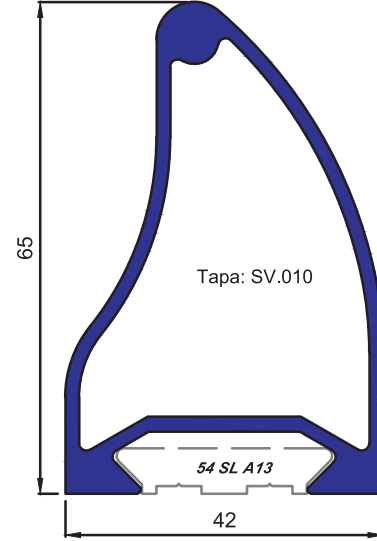


TAKVİYE PROFİLLERİ / REINFORCEMENT PROFILES



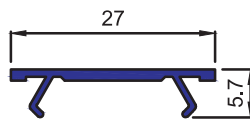
54 SL A 10

1,446 kg/m  
Jx=25,92 cm<sup>4</sup> Jy=11,36 cm<sup>4</sup>



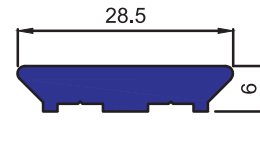
54 SL A 11

1,195 kg/m  
Jx=26,75 cm<sup>4</sup> Jy=6,76 cm<sup>4</sup>



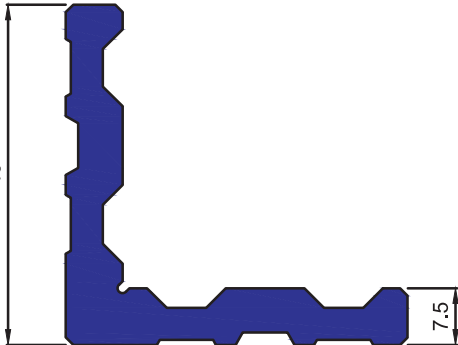
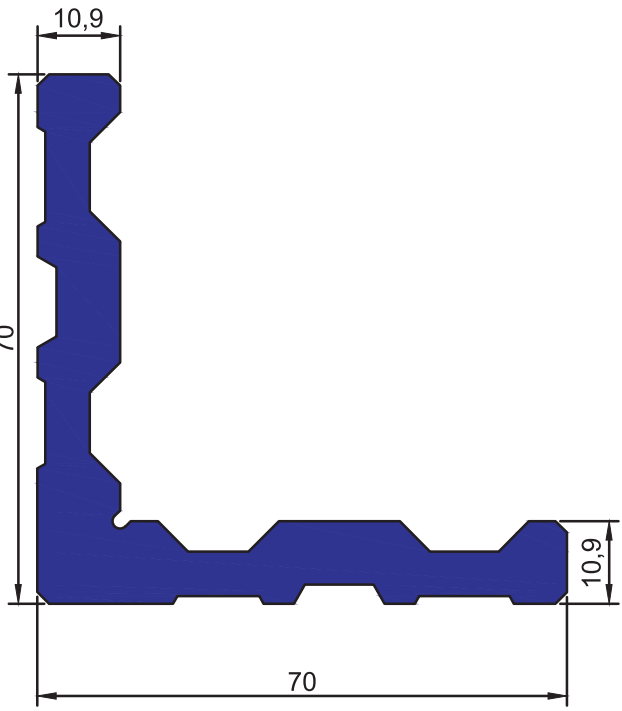
54 SL A 14

0,122 kg/m



54 SL A 13

0,375 kg/m

KÖŞE TAKOZU / CLEATS			
ÜRÜN ÇİZİMİ DRAWING	SİSTEM KODU SYSTEM CODE	MALZEME MATERIAL	kg / mt
	KT-08	PRES	1,339 kg/mt
	KT-09	PRES	2,976 kg/mt

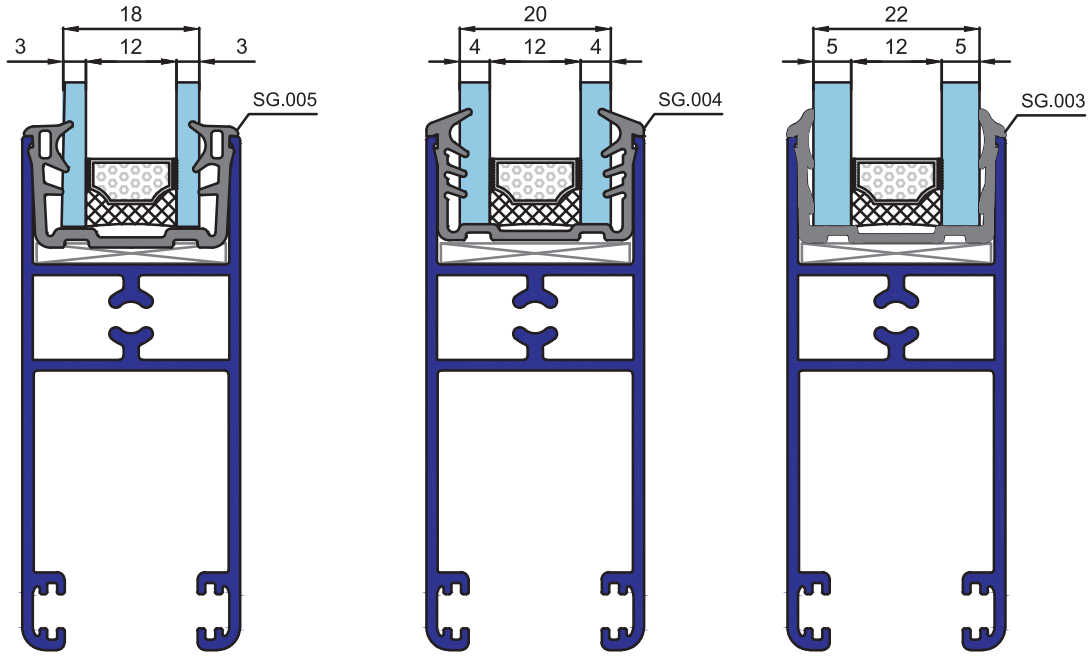
(A)

Profil Kod	Kesim Ölçüsü	Boy Sipariş Kodu	Parça Sipariş Kodu
54 SL F01	50,7 mm	KT08	KT-8010
54 SL F02	60,7 mm	KT08	KT-8020
54 SL F03	33,9 mm	KT08	KT-8030
54 SL F04	45,5 mm	KT08	KT-8040

(B)

Profil Kod	Kesim Ölçüsü	Boy Sipariş Kodu	Parça Sipariş Kodu
54 SL F01	5,9 mm	KT09	KT-9010
54 SL F02	5,9 mm	KT09	KT-9020
54 SL F03	5,9 mm	KT09	KT-9030
54 SL F04	5,9 mm	KT09	KT-9040

CAM TABLOSU / GLAZING TABLE

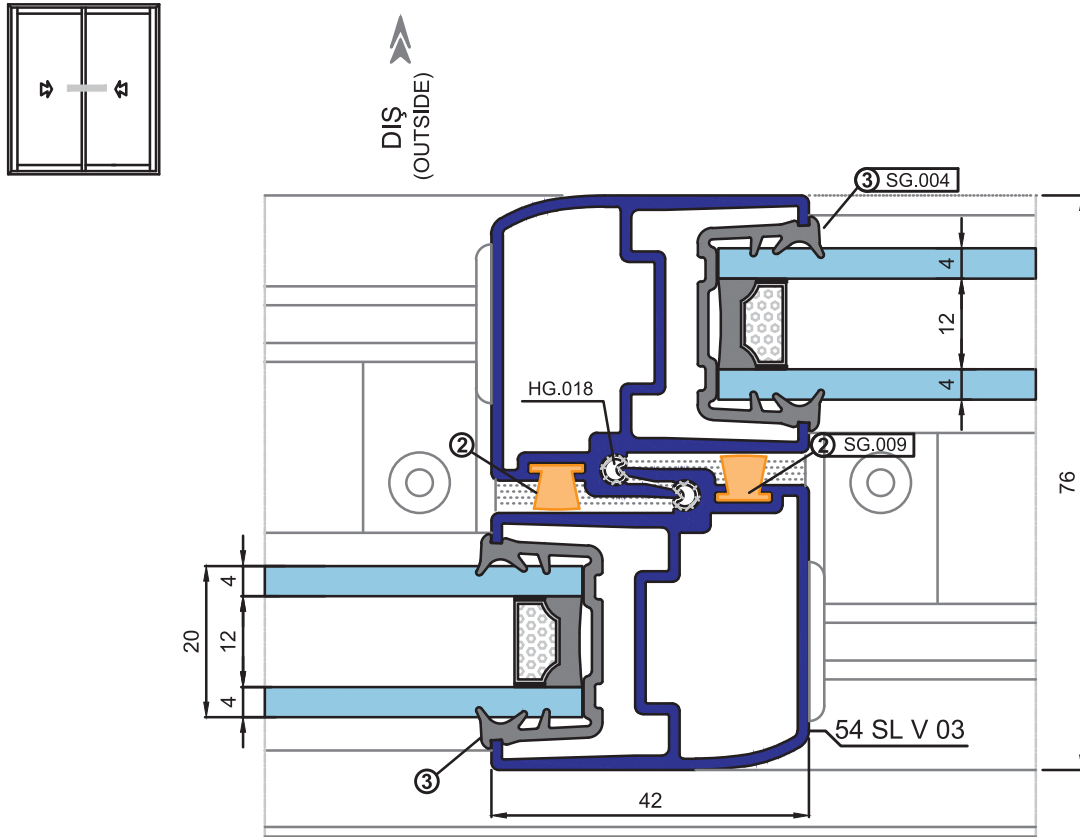
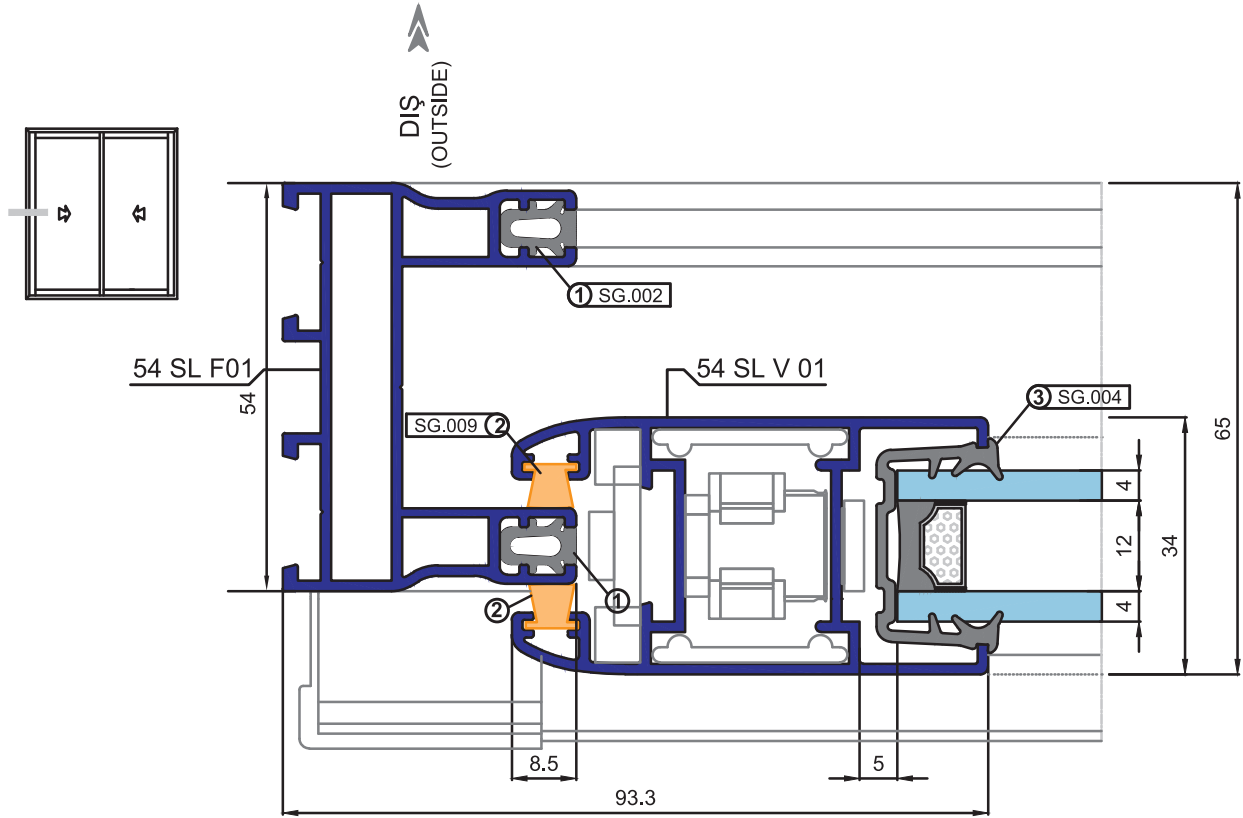


ares architectural®  
s y s t e m s

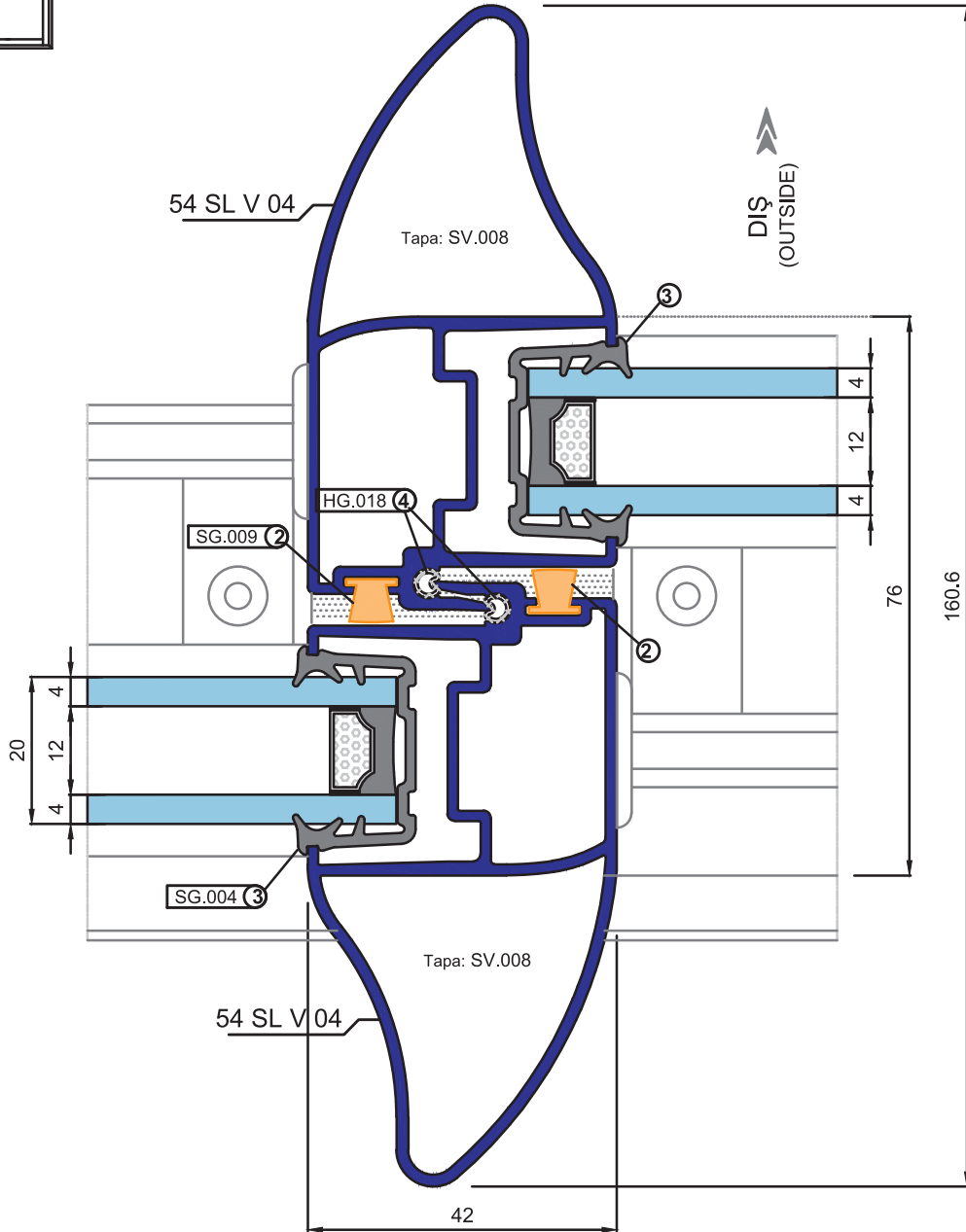
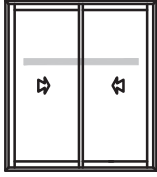
SL 54

Sürme Sistem Detayları  
Sliding System Details

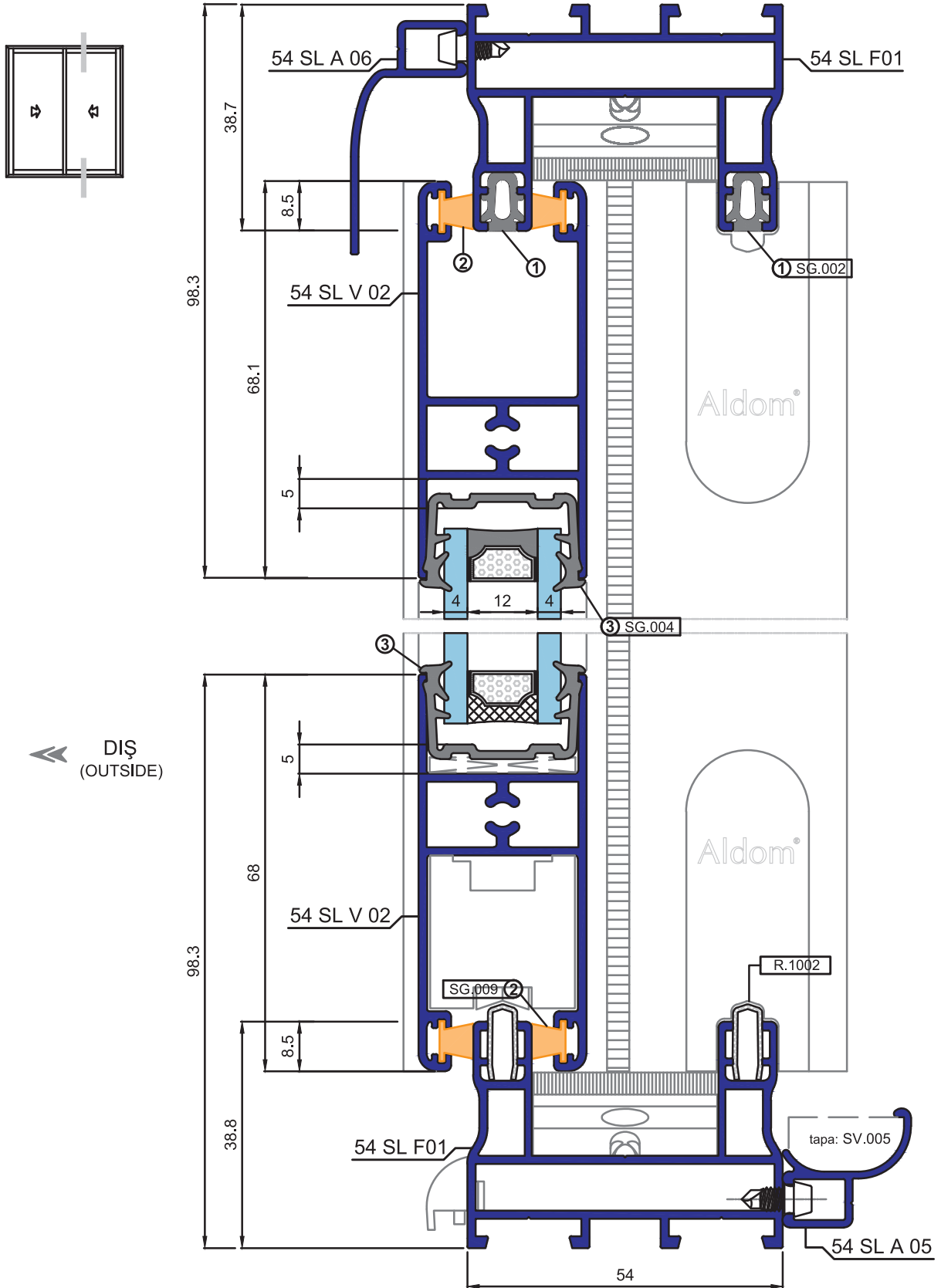
SİSTEM DETAYLARI / SYSTEM DETAILS



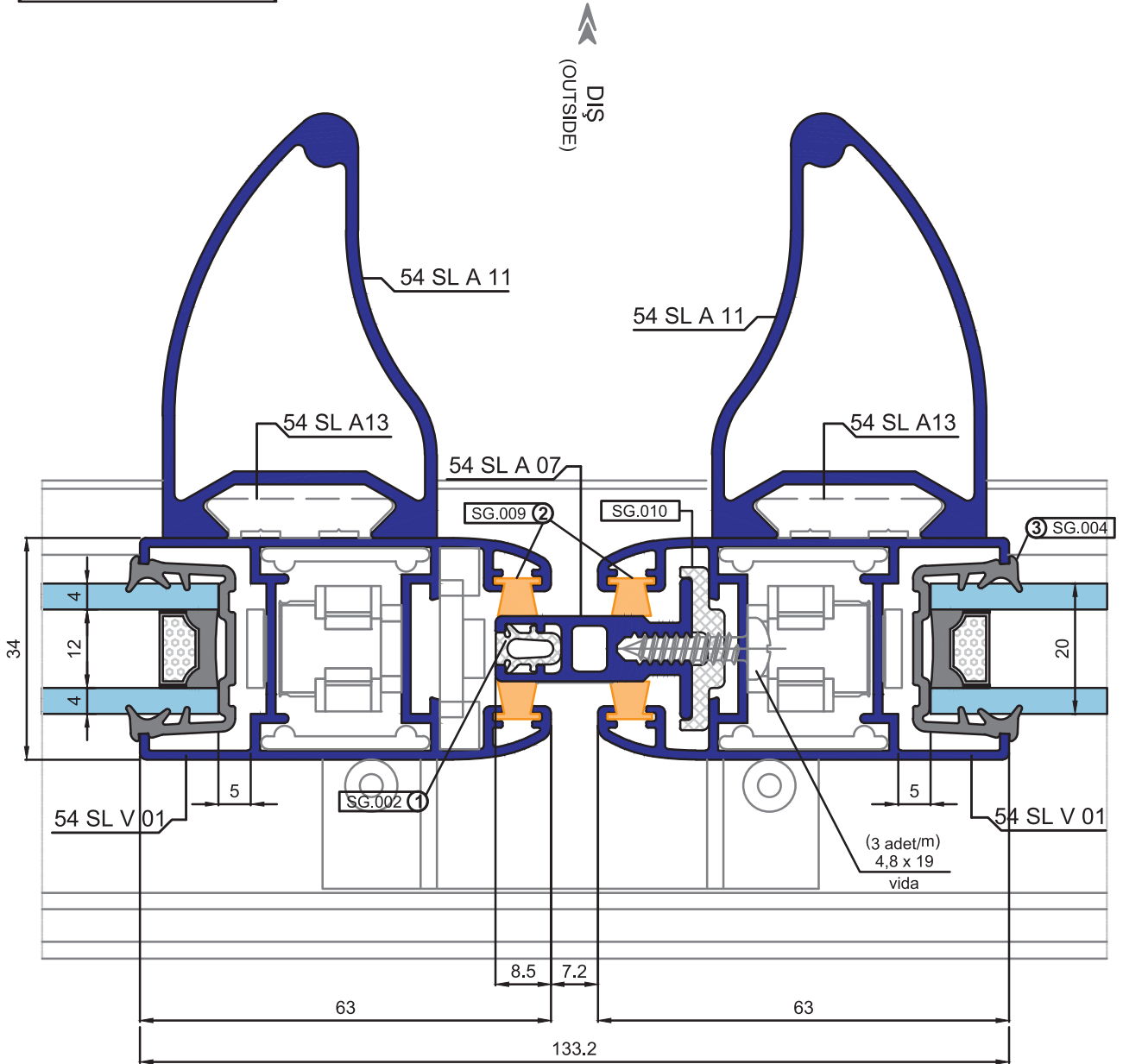
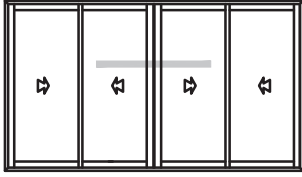
SİSTEM DETAYLARI / SYSTEM DETAILS



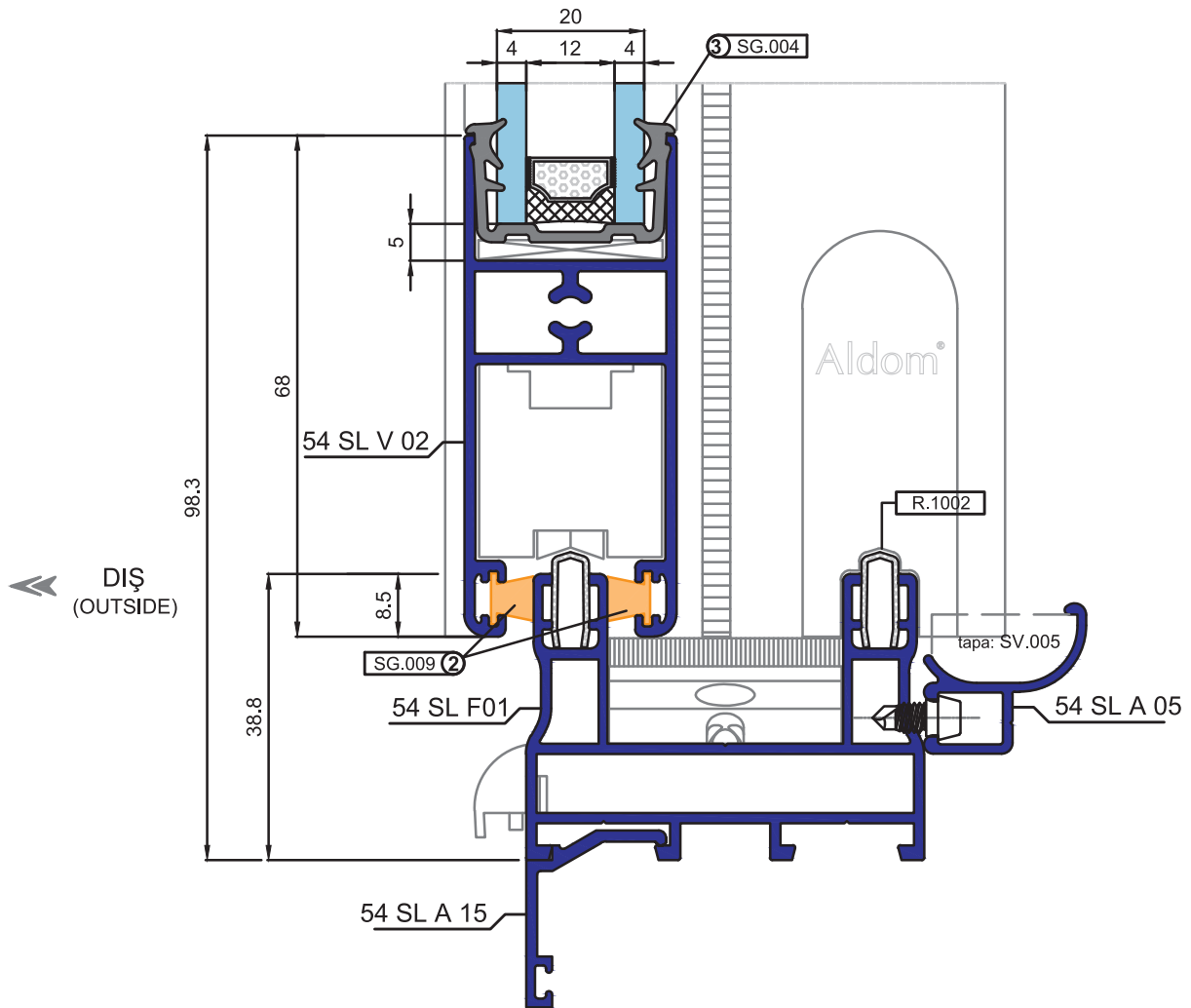
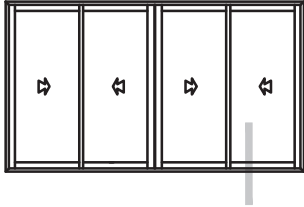
SİSTEM DETAYLARI / SYSTEM DETAILS



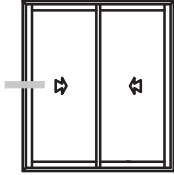
SİSTEM DETAYLARI / SYSTEM DETAILS



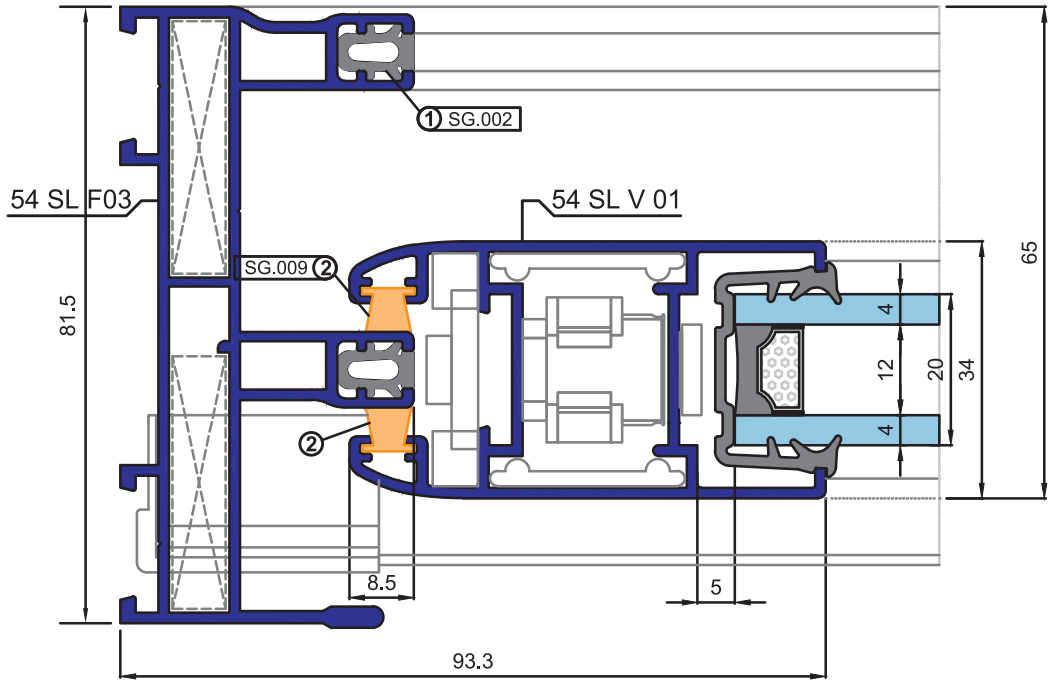
SİSTEM DETAYLARI / SYSTEM DETAILS



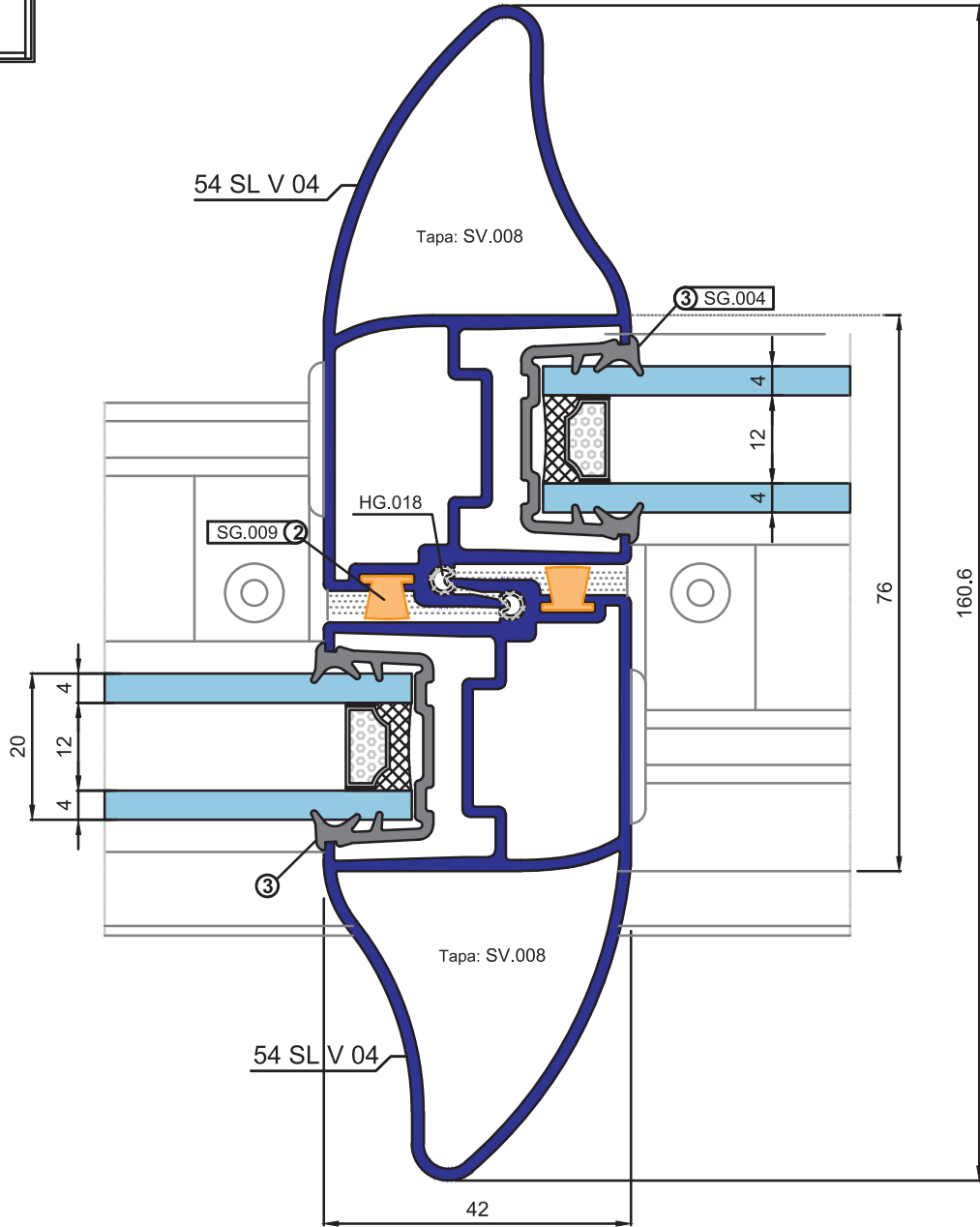

SİSTEM DETAYLARI / SYSTEM DETAILS



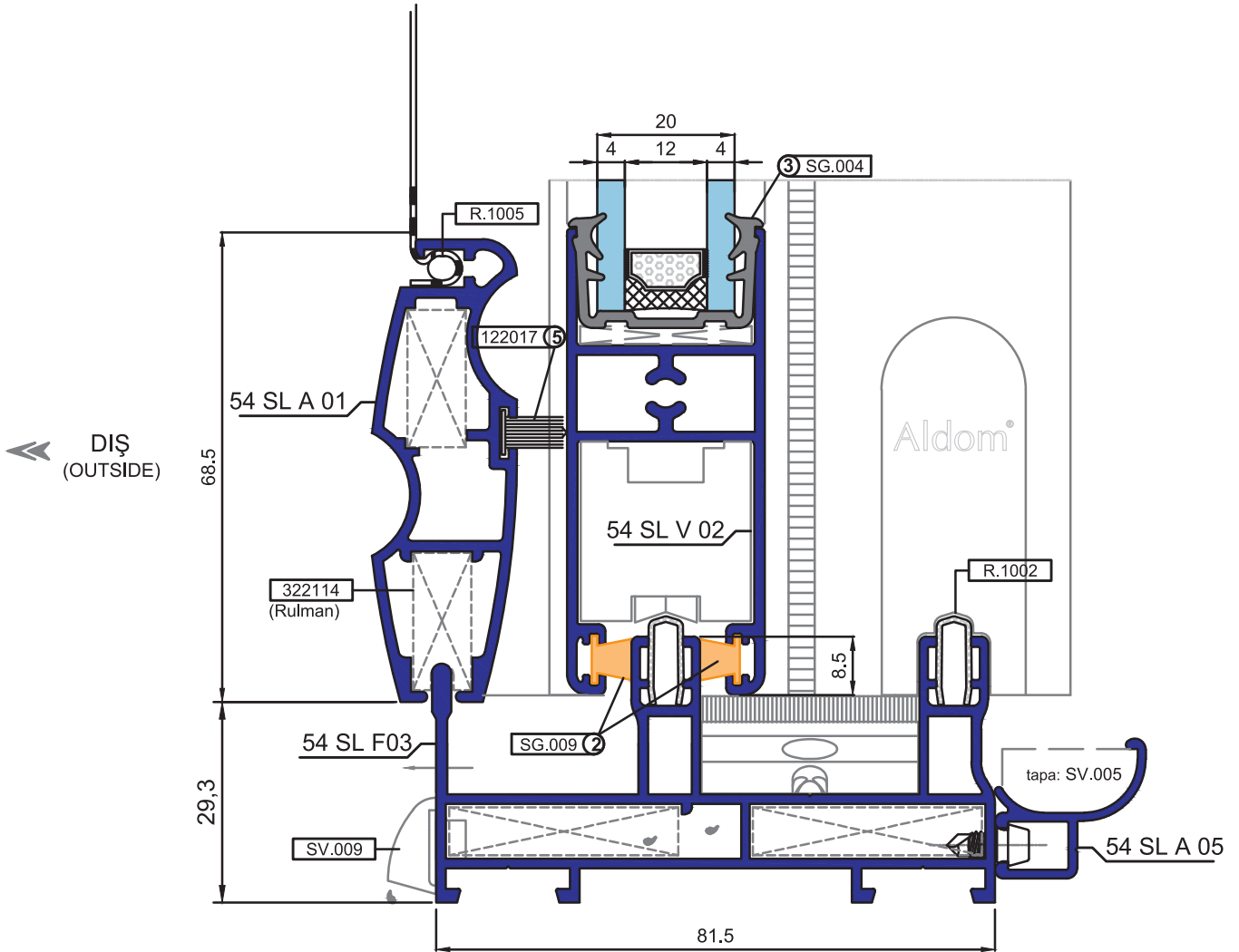
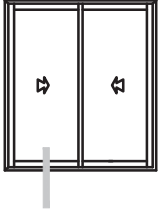
DIŞ  
(OUTSIDE)



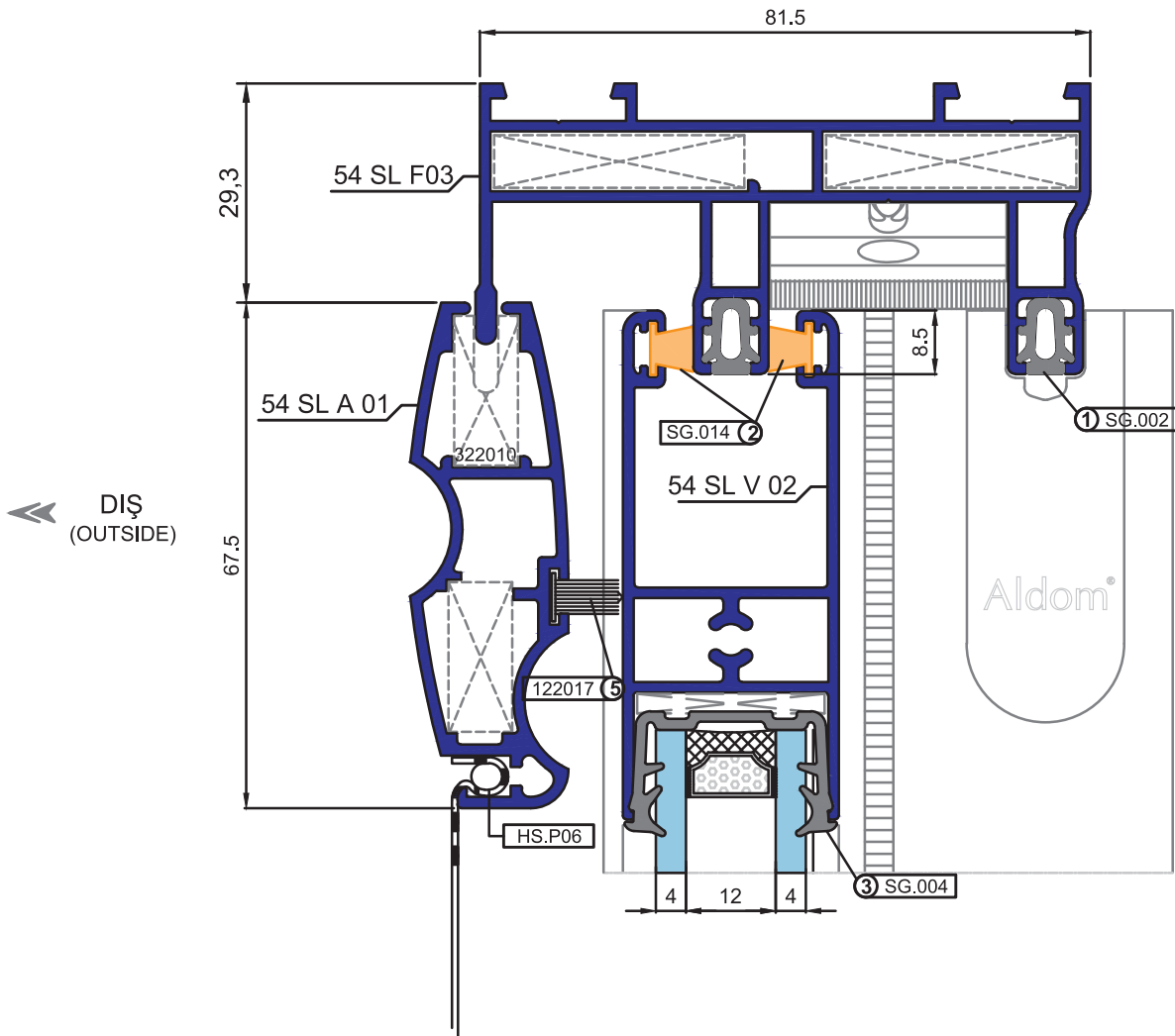
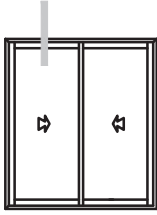
SİSTEM DETAYLARI / SYSTEM DETAILS



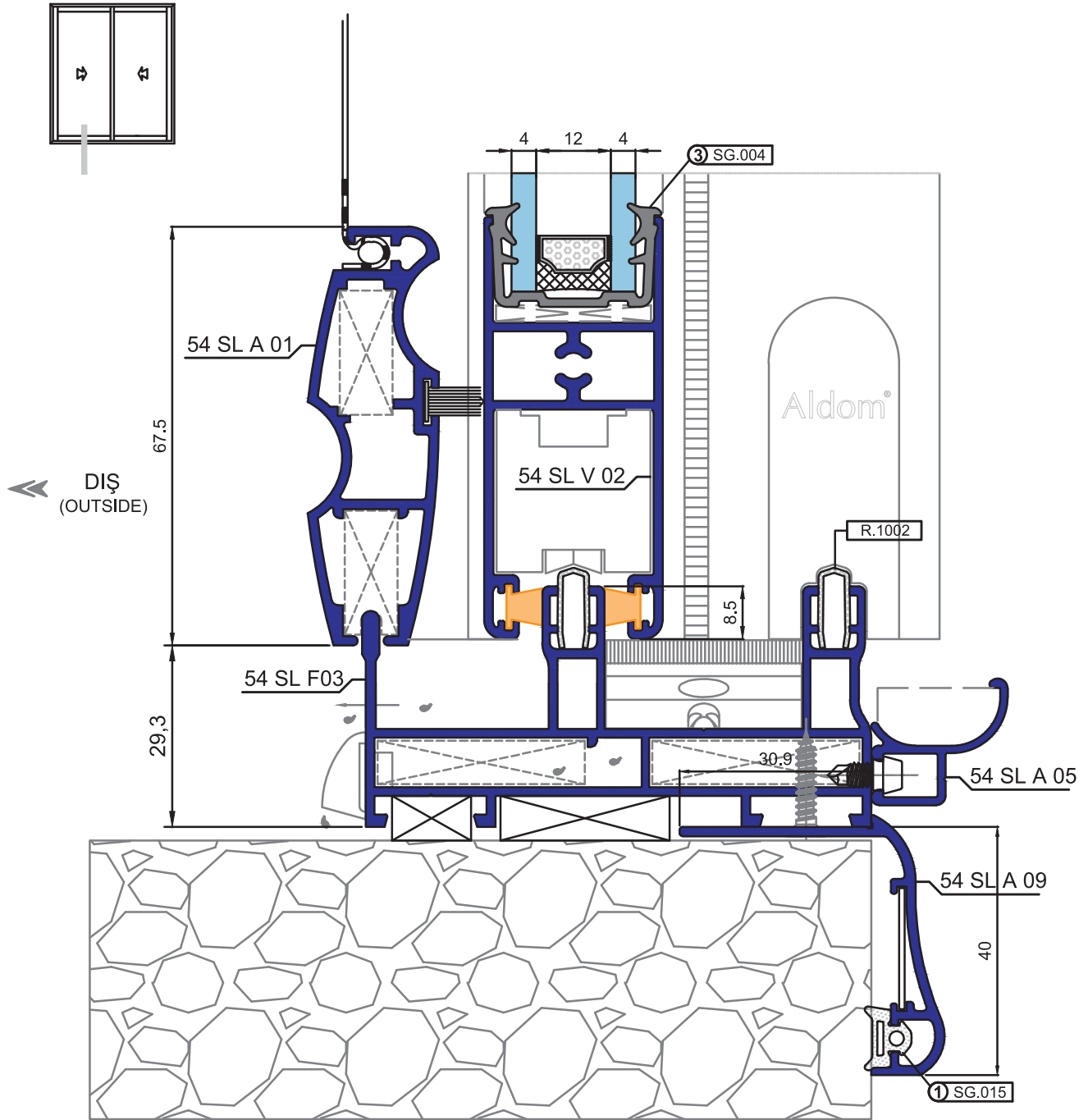
SİSTEM DETAYLARI / SYSTEM DETAILS



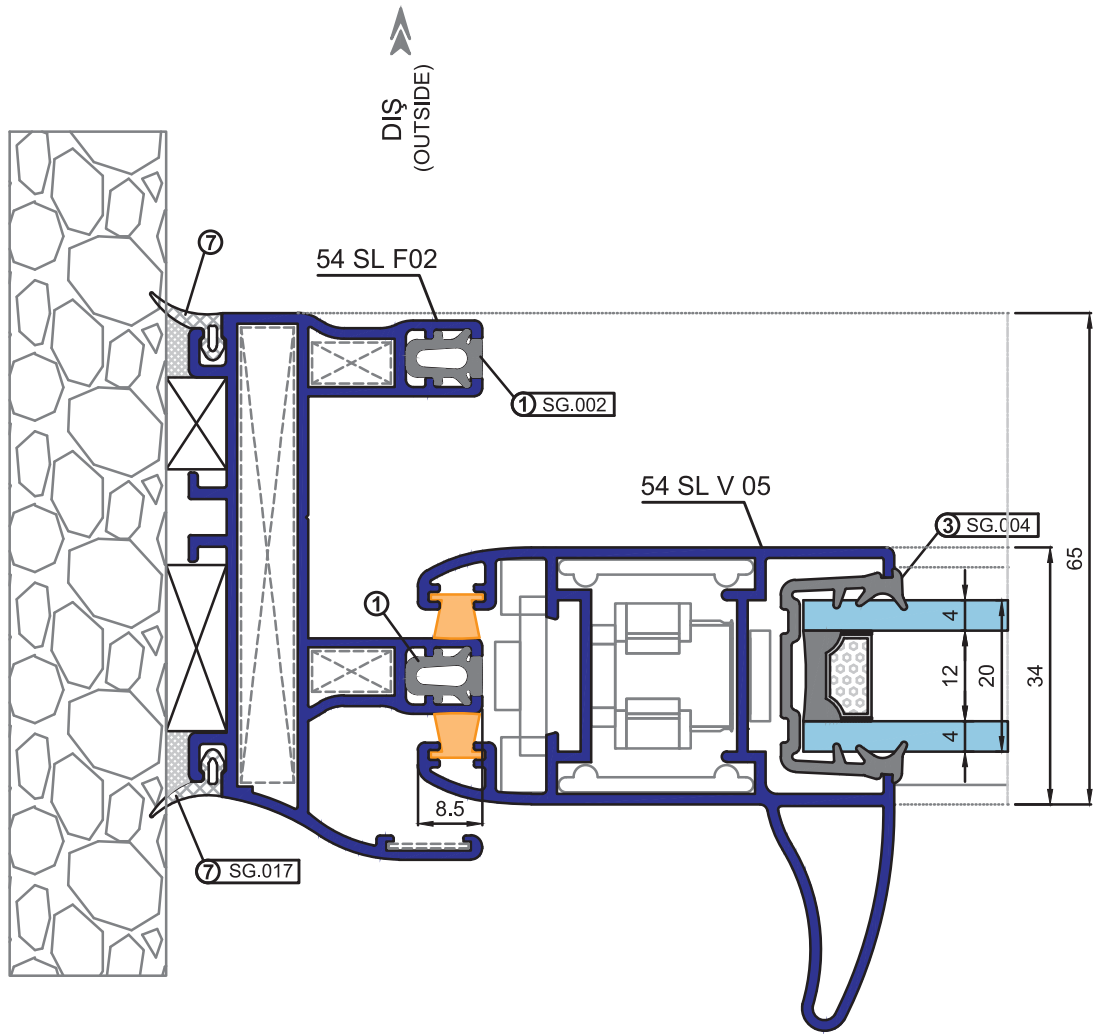
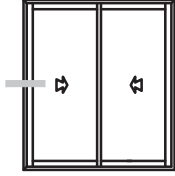
SİSTEM DETAYLARI / SYSTEM DETAILS



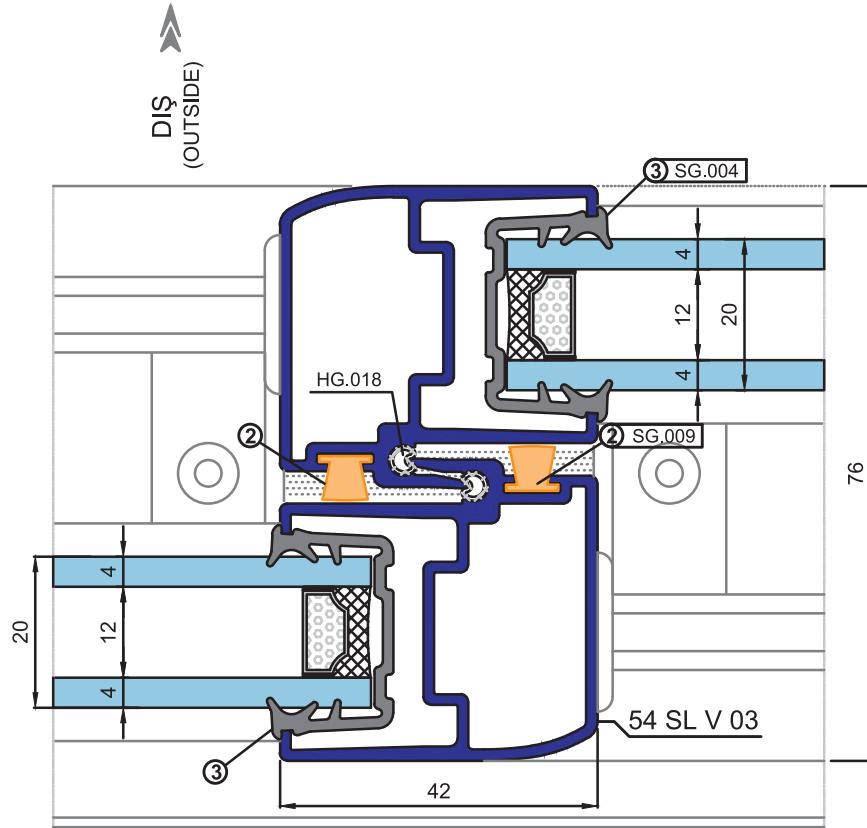
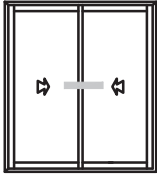
SİSTEM DETAYLARI / SYSTEM DETAILS



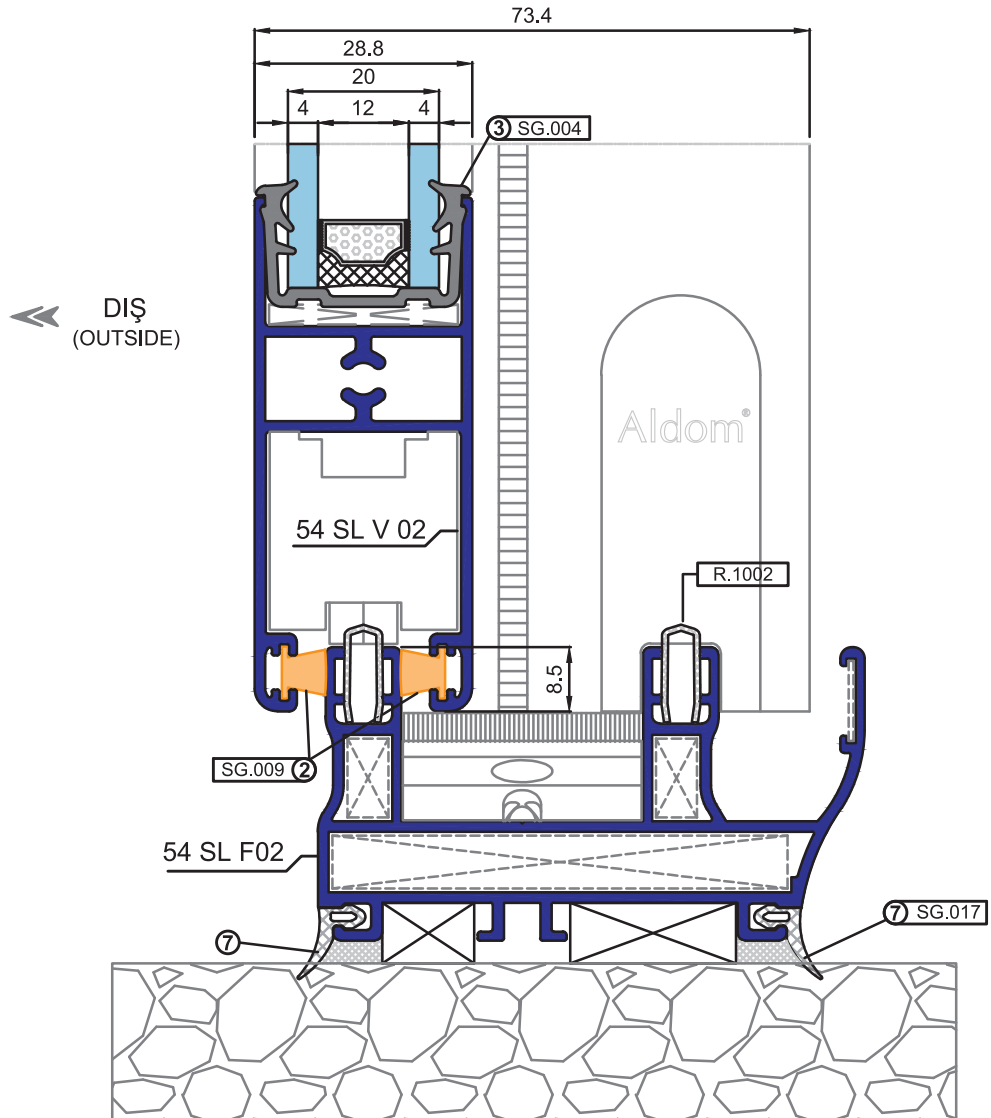
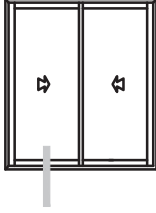
SİSTEM DETAYLARI / SYSTEM DETAILS



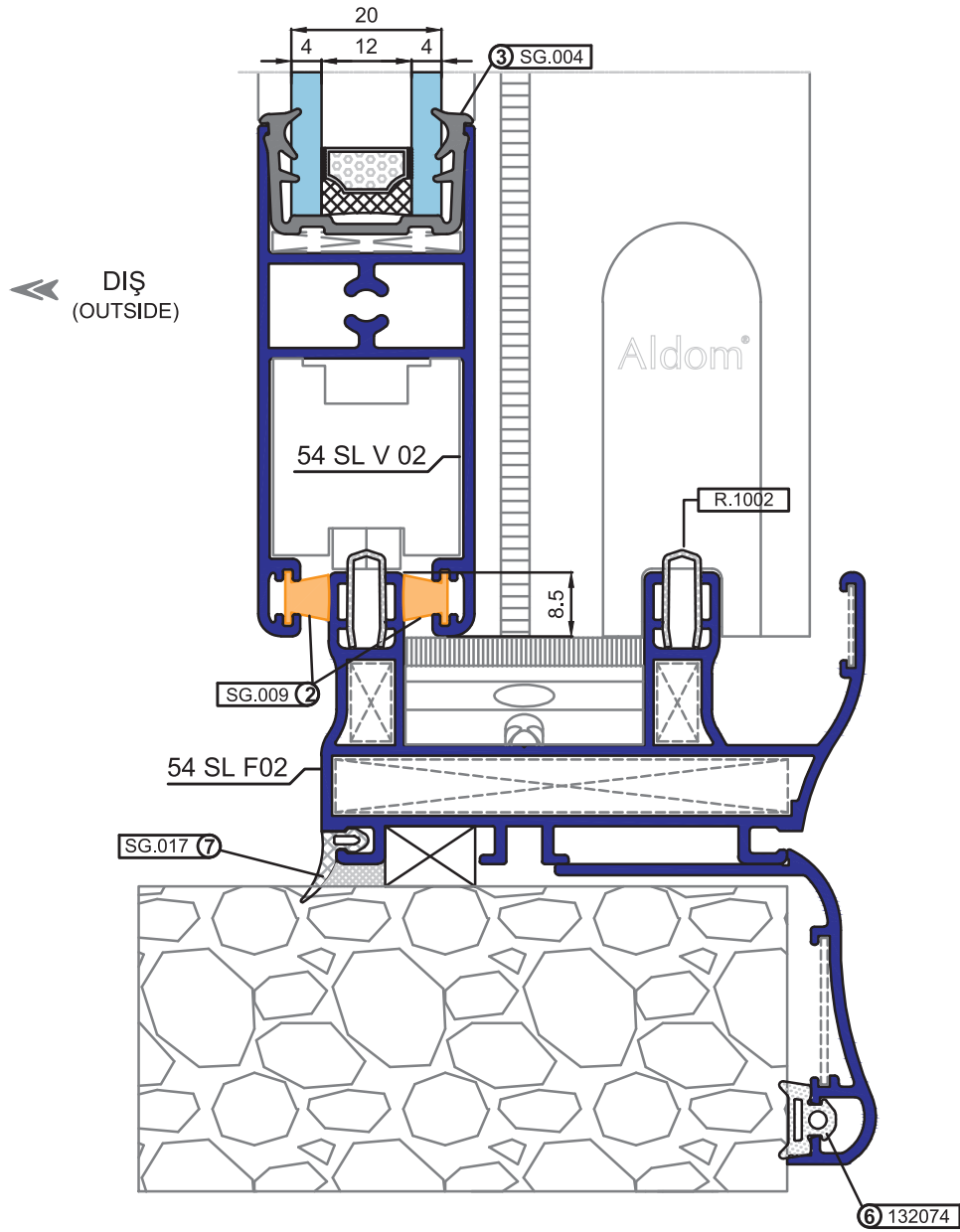

SİSTEM DETAYLARI / SYSTEM DETAILS



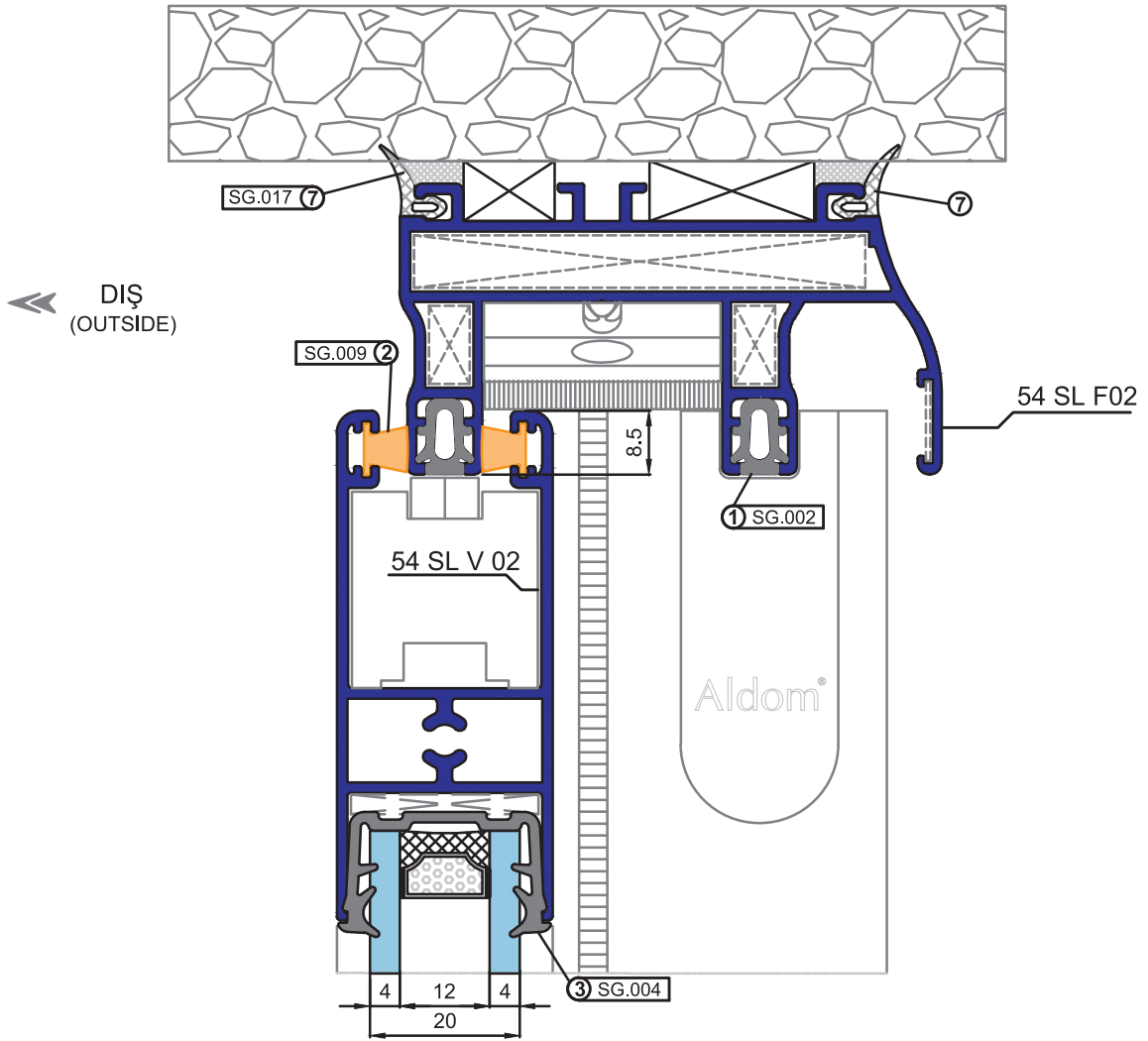

SİSTEM DETAYLARI / SYSTEM DETAILS



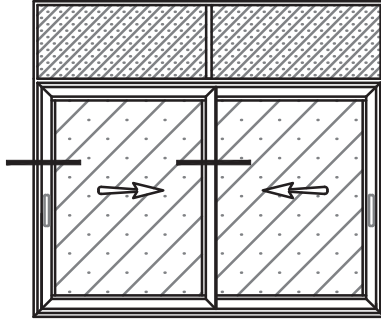
SİSTEM DETAYLARI / SYSTEM DETAILS



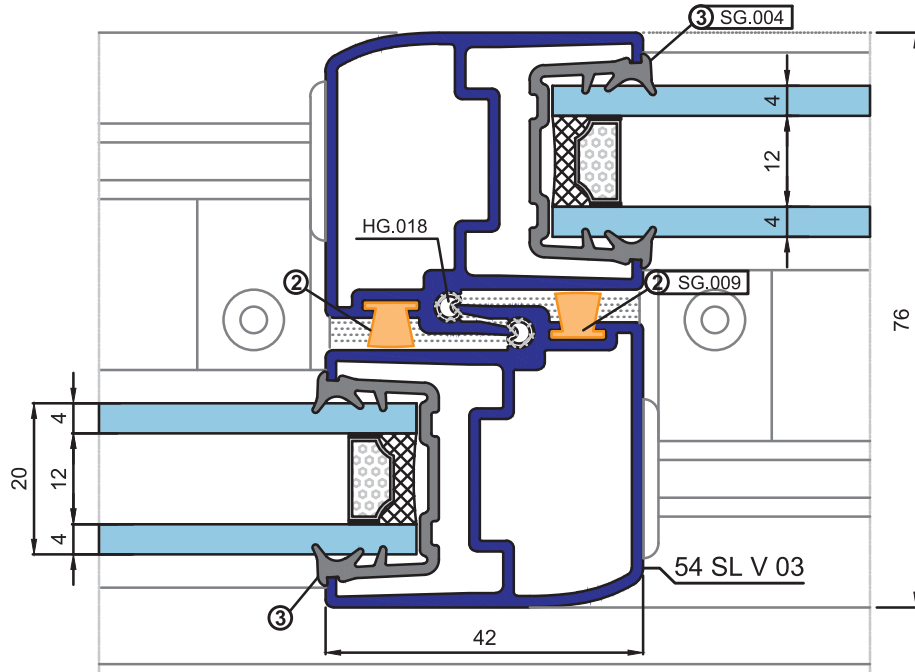
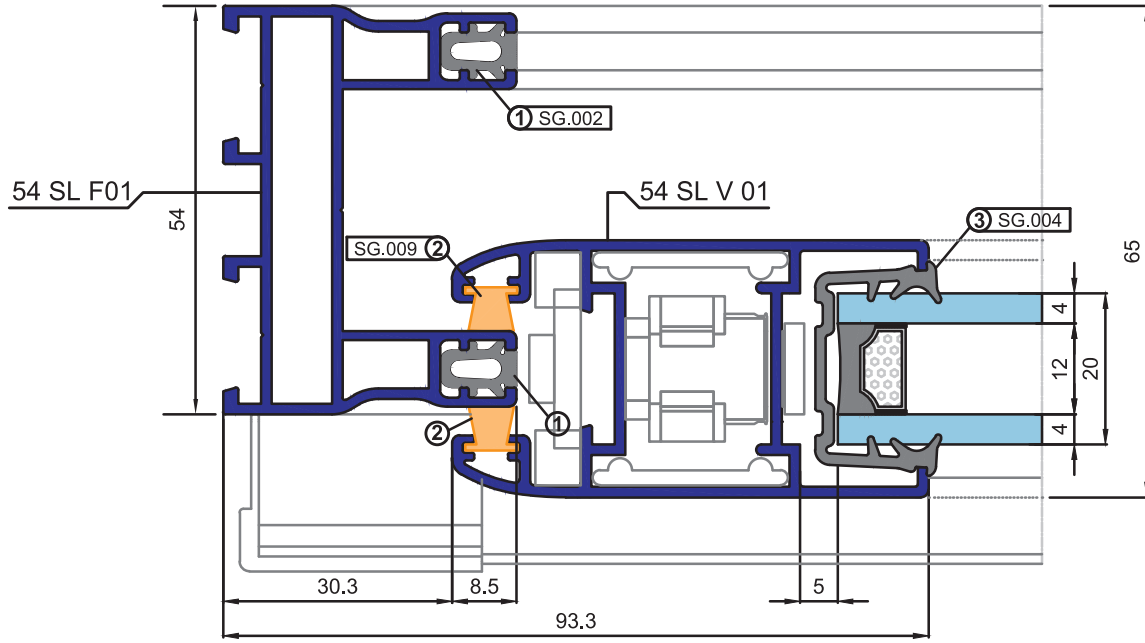
SİSTEM DETAYLARI / SYSTEM DETAILS



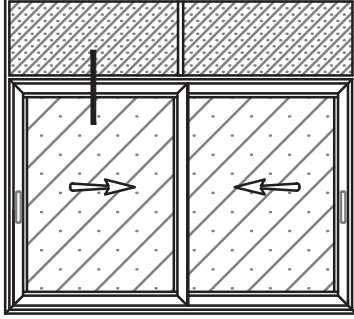
SİSTEM DETAYLARI / SYSTEM DETAILS



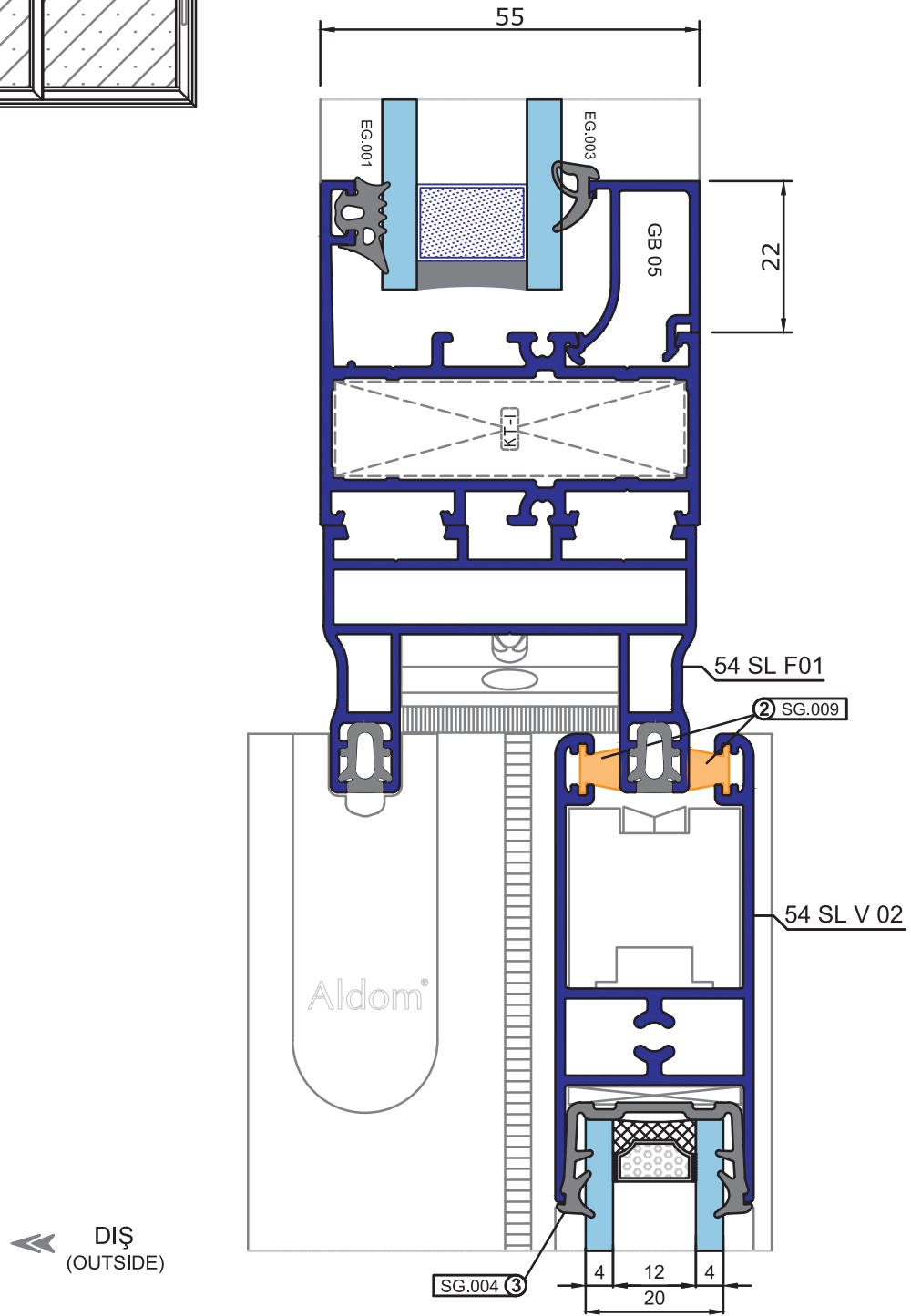
ÜSTTE SABİTLİ NORMAL SÜRME  
SLIDING DOOR WITH FIXED CASEMENT AT THE TOP



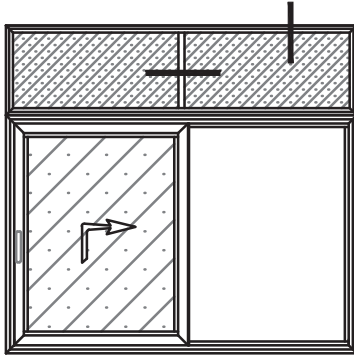
SİSTEM DETAYLARI / SYSTEM DETAILS



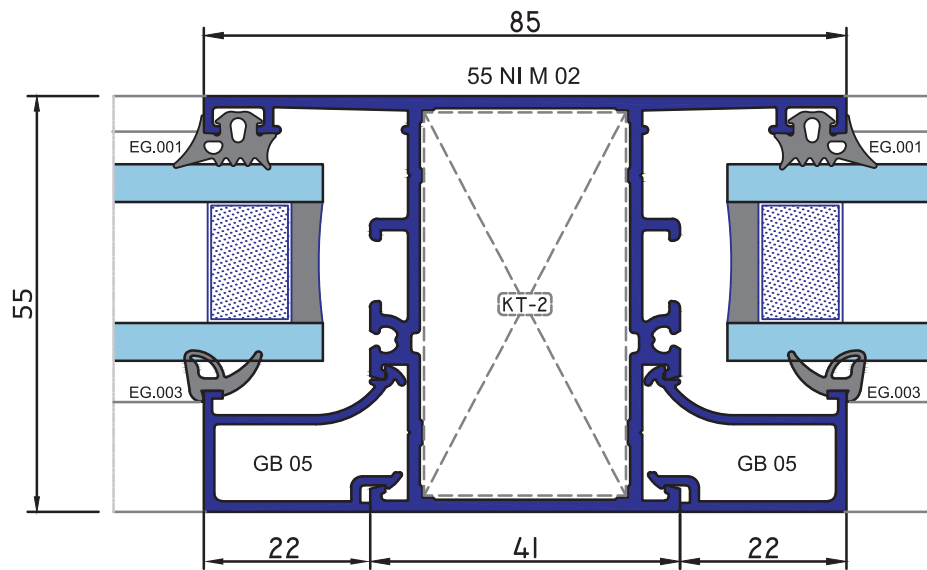
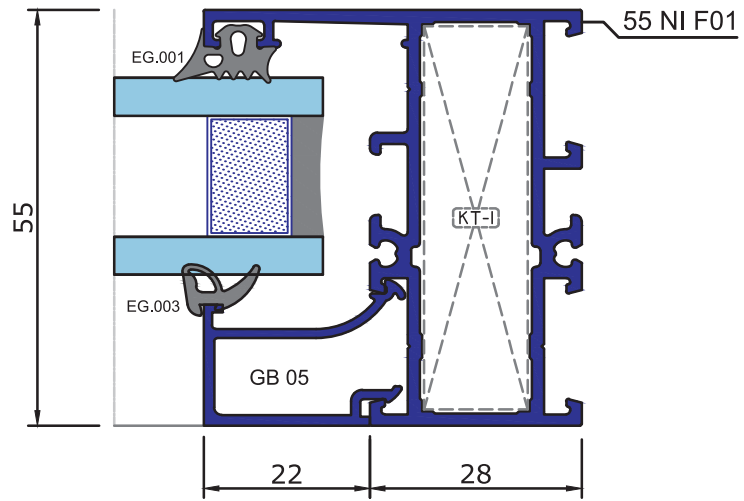
ÜSTTE SABİTLİ NORMAL SÜRME  
SLIDING DOOR WITH FIXED CASEMENT AT THE TOP



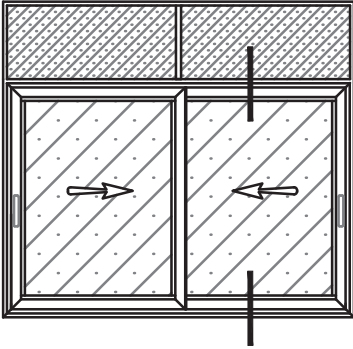
SİSTEM DETAYLARI / SYSTEM DETAILS



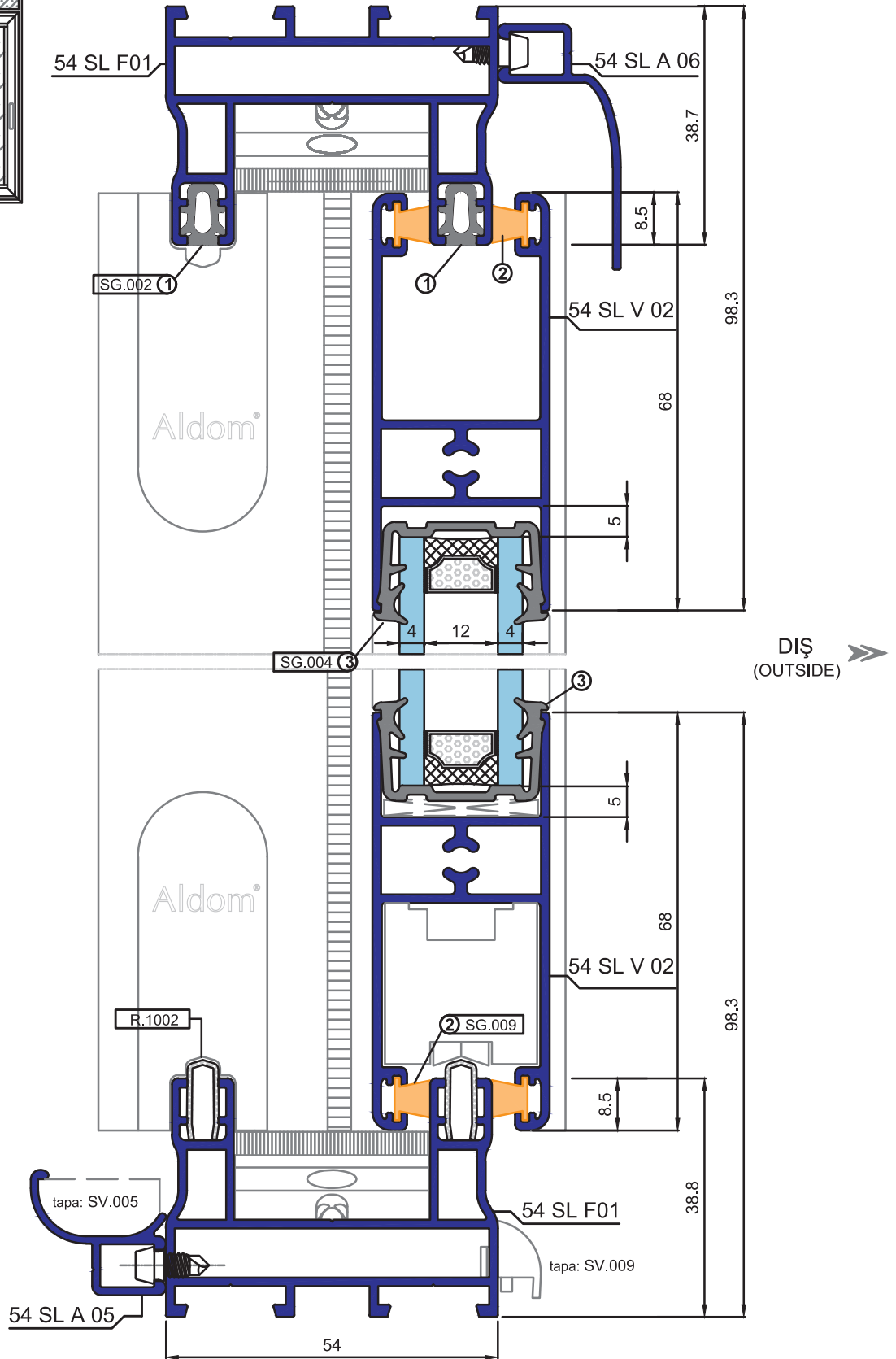
ÜSTTE SABİTLİ NORMAL SÜRME  
SLIDING DOOR WITH FIXED CASEMENT AT THE TOP



SİSTEM DETAYLARI / SYSTEM DETAILS

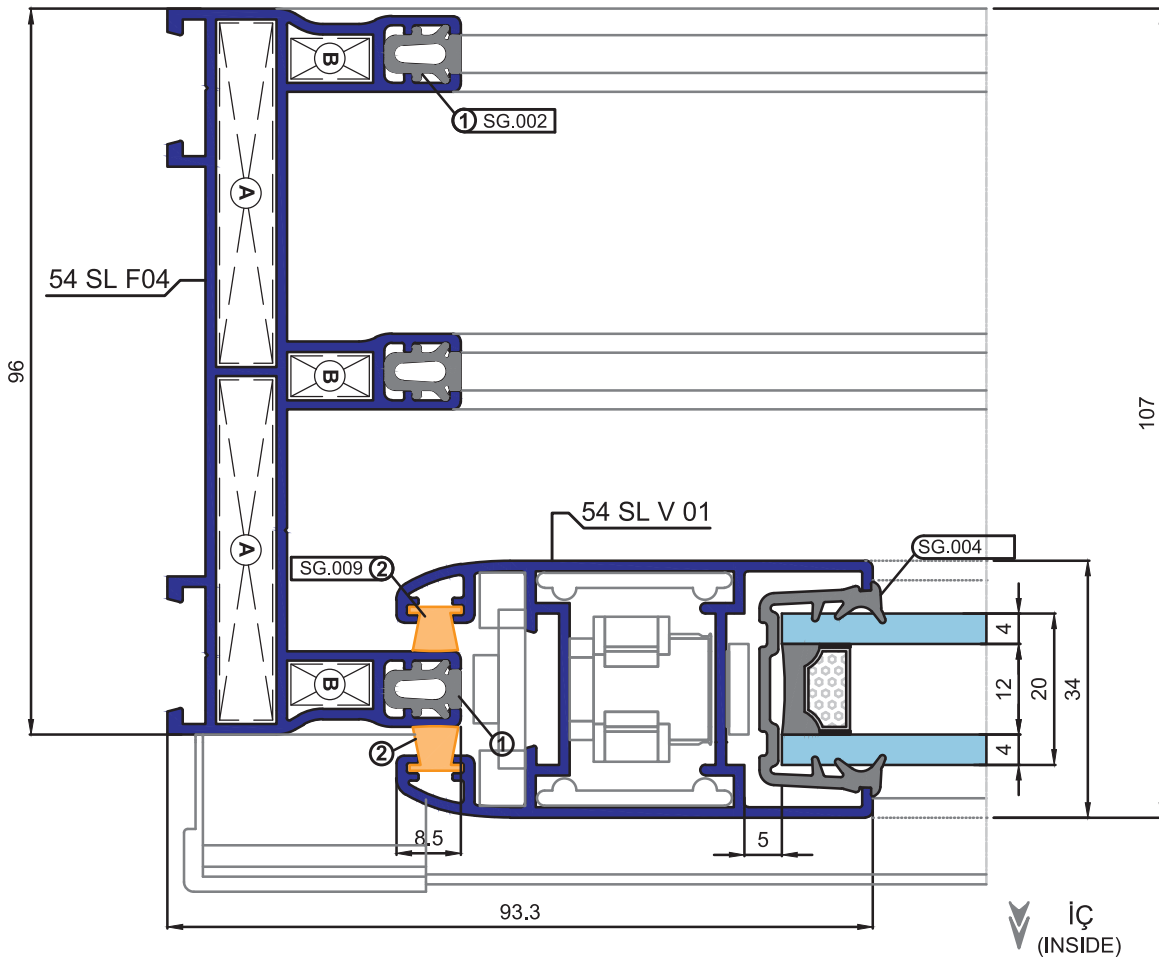
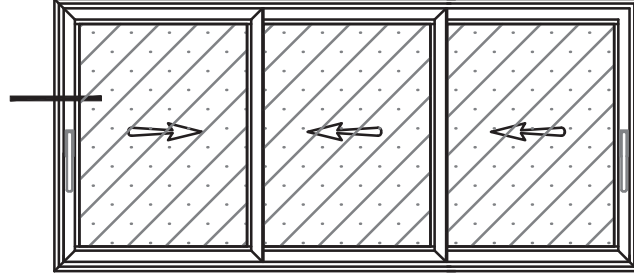


ÜSTTE SABİTLİ NORMAL SÜRME  
SLIDING DOOR WITH FIXED CASEMENT AT THE TOP



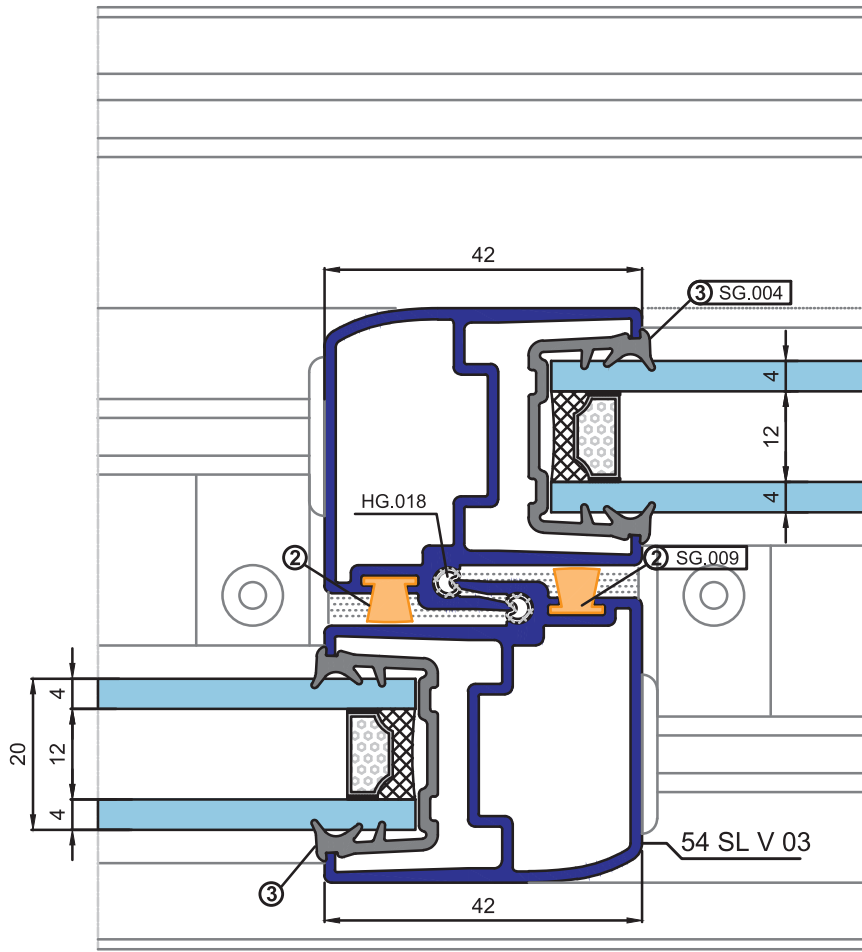
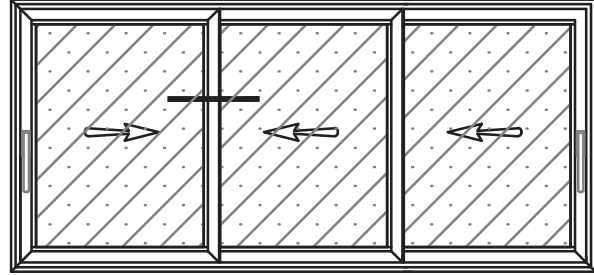
SİSTEM DETAYLARI / SYSTEM DETAILS

ÜÇ RAYLI NORMAL SÜRME  
SLIDING DOOR WITH TRIPLE RAILS



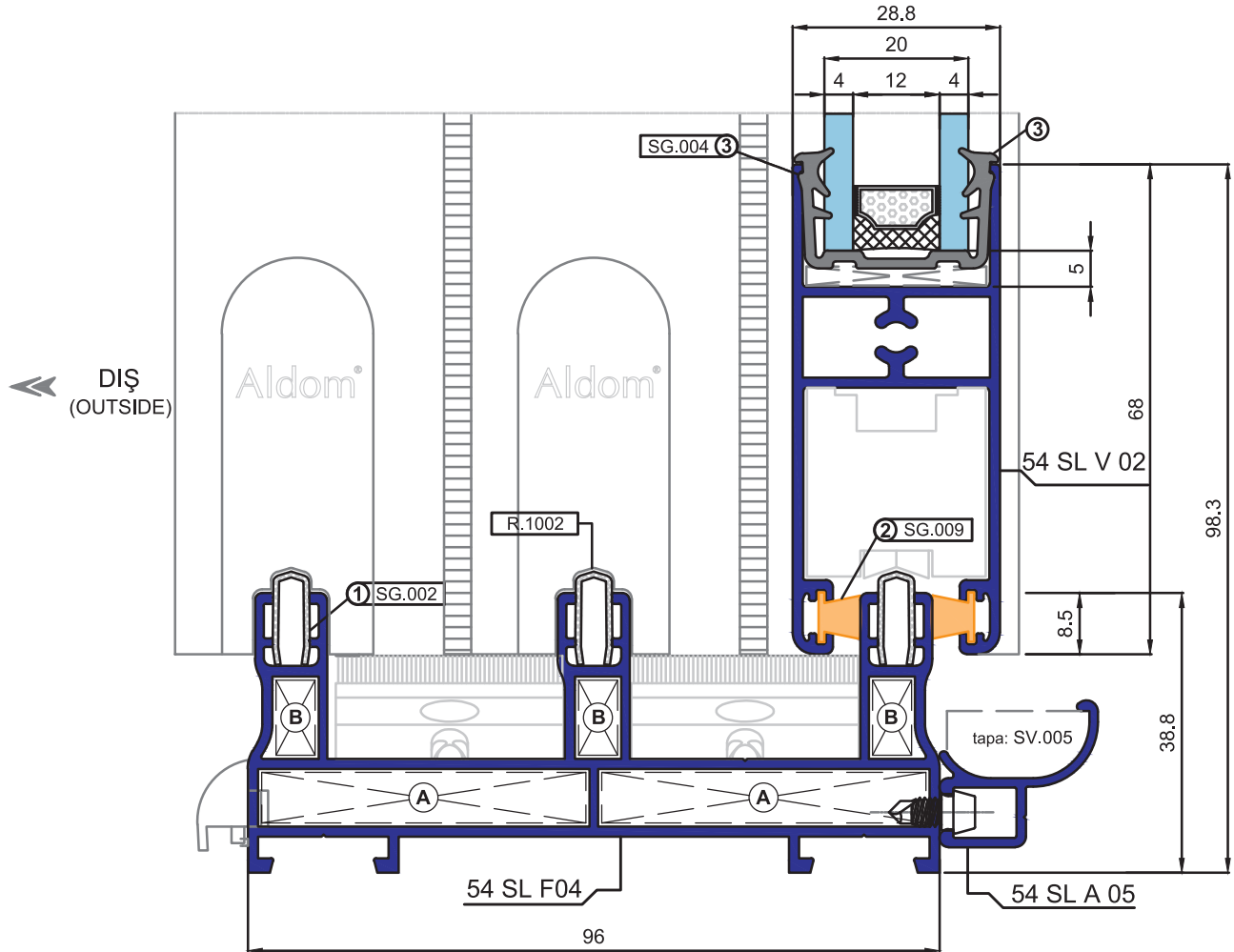
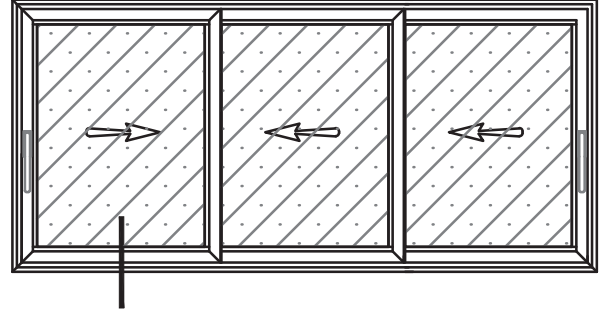
SİSTEM DETAYLARI / SYSTEM DETAILS

ÜÇ RAYLI NORMAL SÜRME  
SLIDING DOOR WITH TRIPLE RAILS



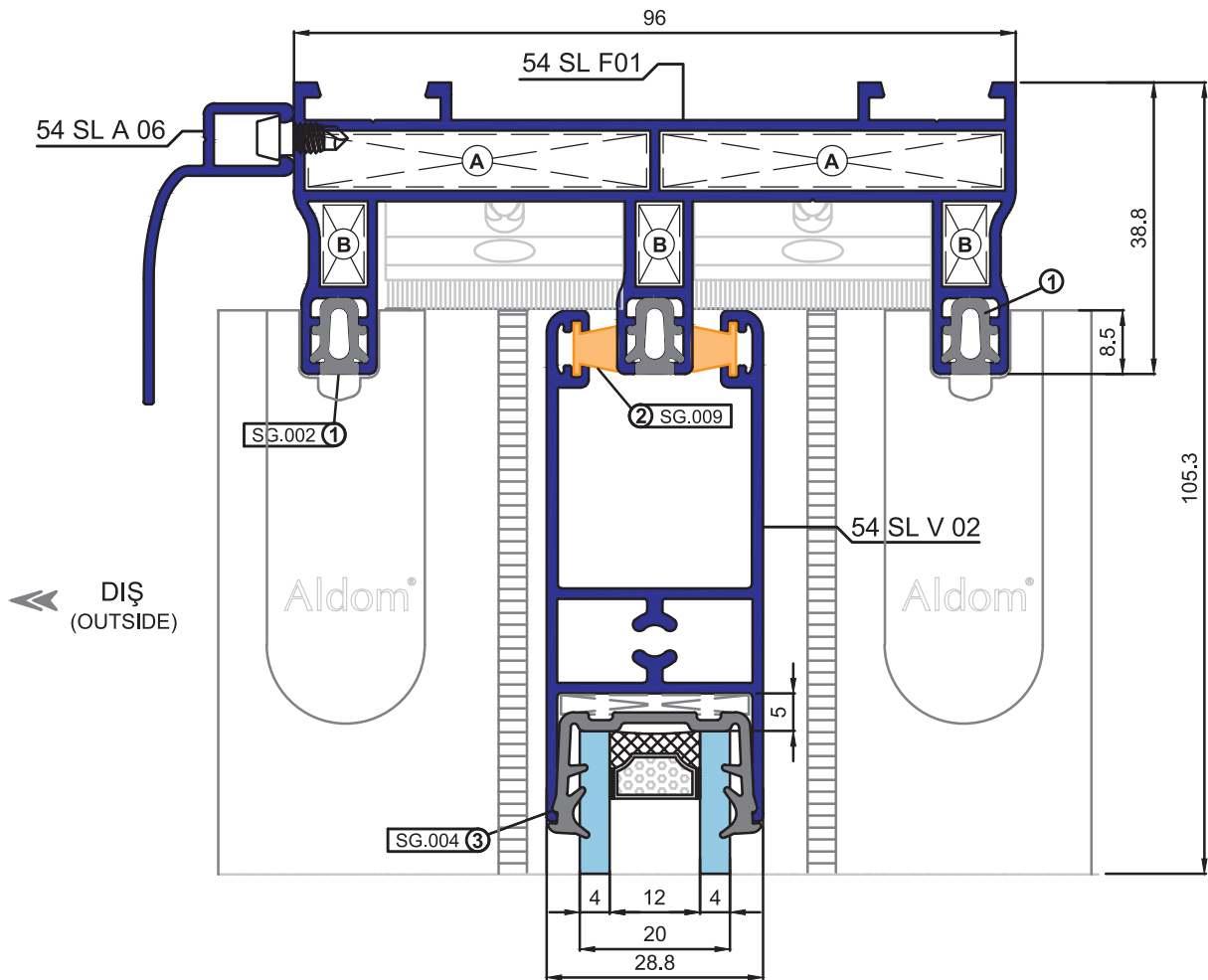
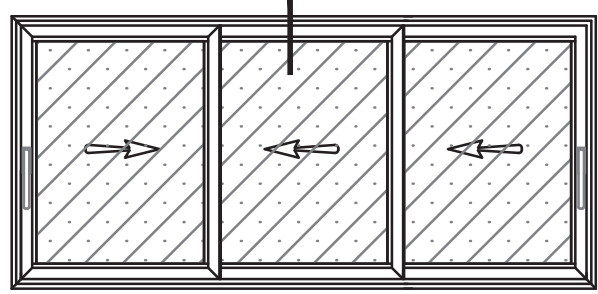
SİSTEM DETAYLARI / SYSTEM DETAILS

ÜÇ RAYLI NORMAL SÜRME  
SLIDING DOOR WITH TRIPLE RAILS



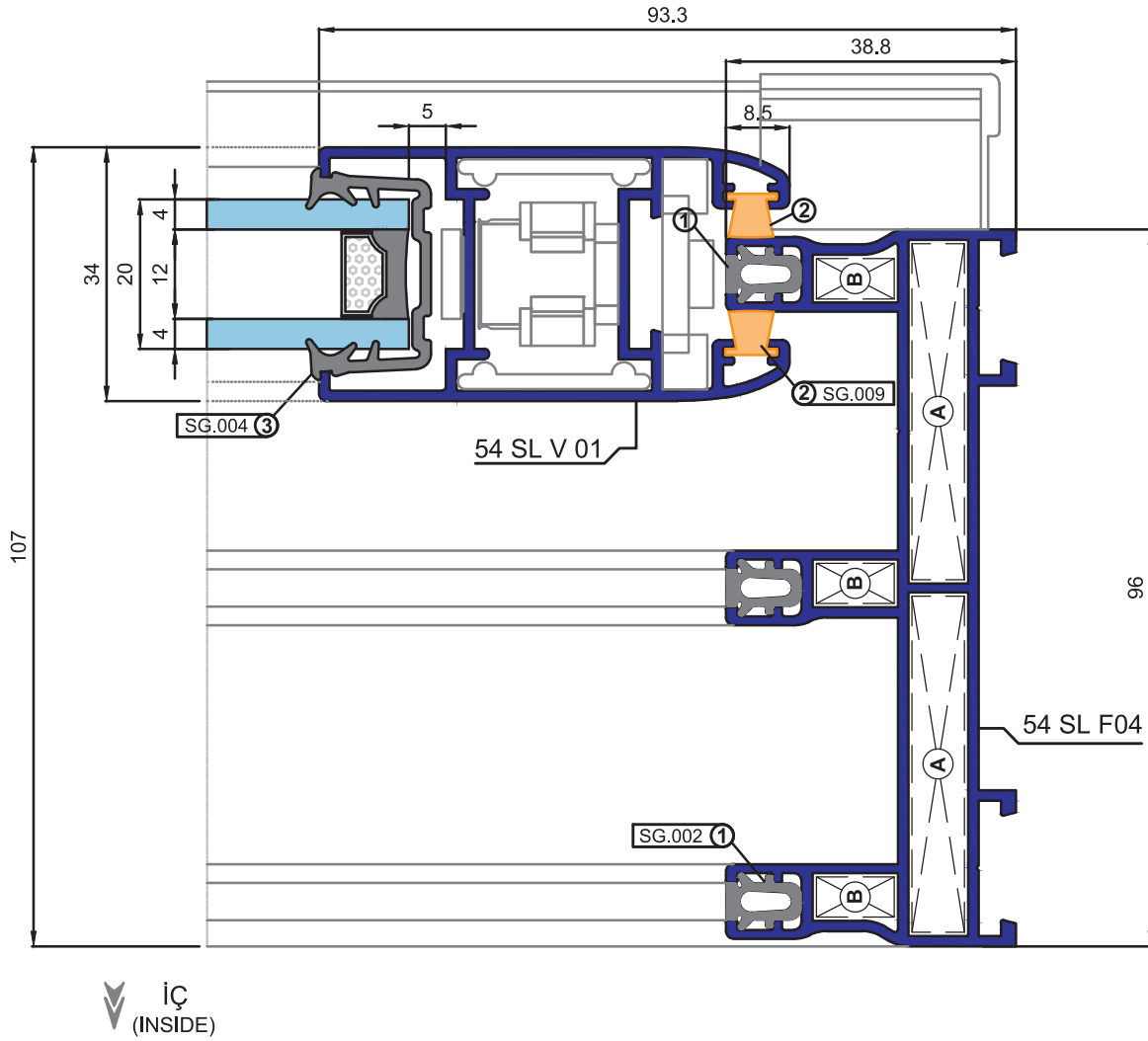
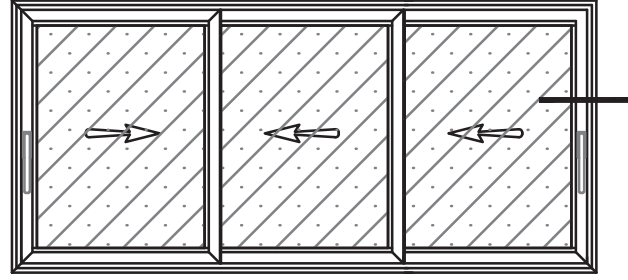
SİSTEM DETAYLARI / SYSTEM DETAILS

ÜÇ RAYLI NORMAL SÜRME  
SLIDING DOOR WITH TRIPLE RAILS



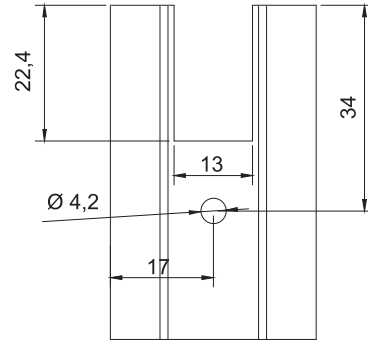
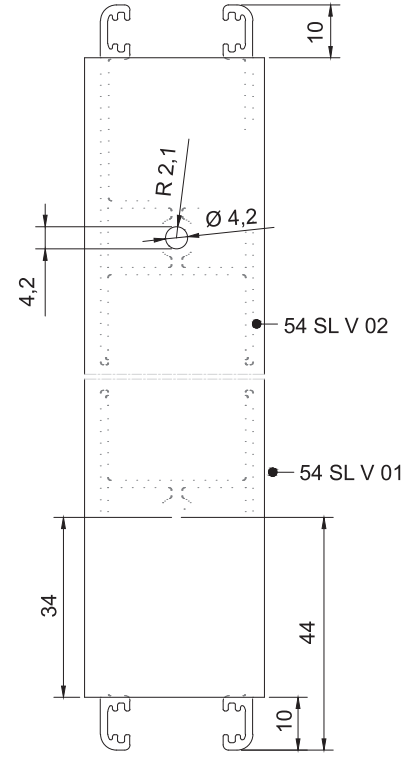
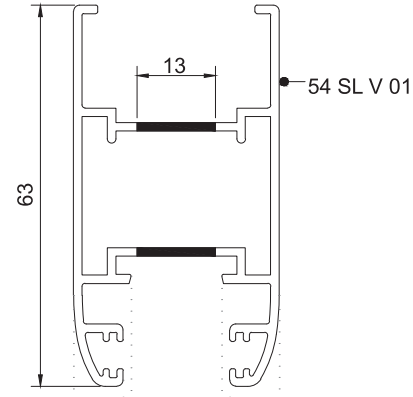
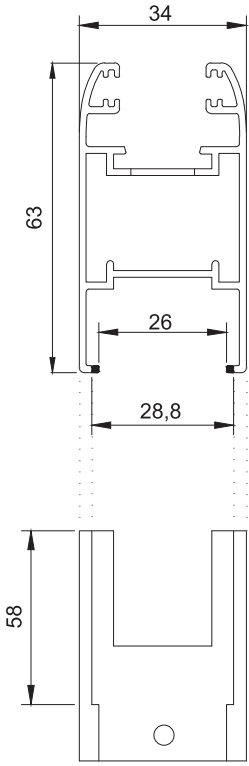


SİSTEM DETAYLARI / SYSTEM DETAILS


ÜÇ RAYLI NORMAL SÜRME  
SLIDING DOOR WITH TRIPLE RAILS



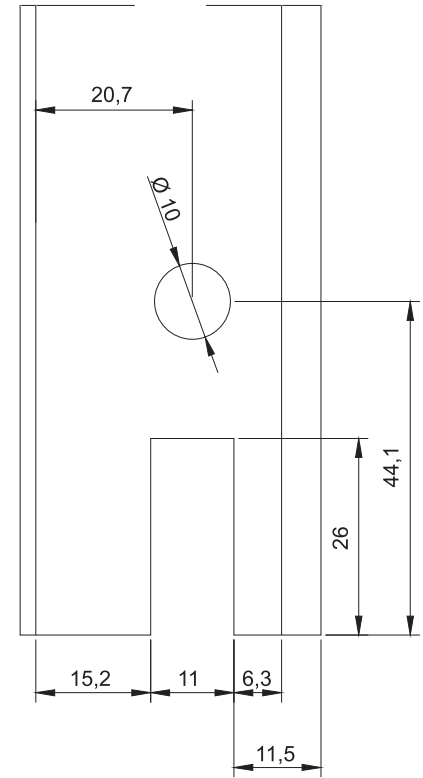
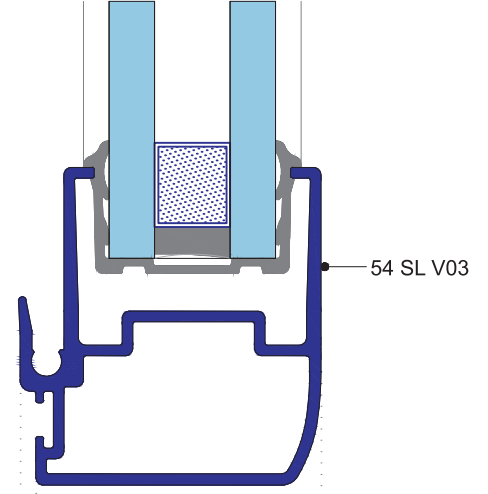
SİSTEM DETAYLARI / SYSTEM DETAILS



SİSTEM DETAYLARI / SYSTEM DETAILS



SİSTEM DETAYLARI / SYSTEM DETAILS







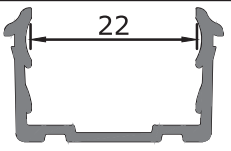
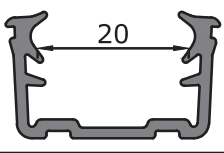
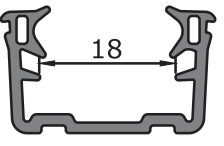



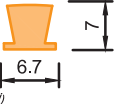




\* KERTME DETAYI  
54 SL V 03, 54 SL V 04 İÇİN UYGULANIR

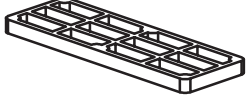
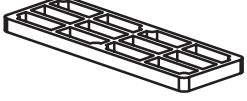
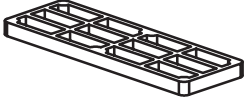

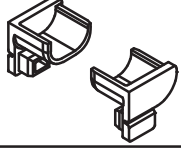
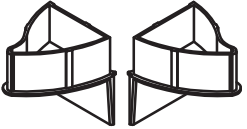

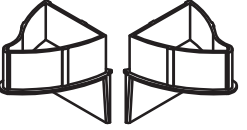

ares architectural®  
s y s t e m s

SL 54



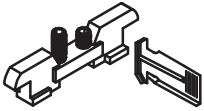




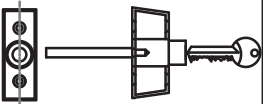
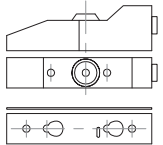
Aksesuarlar  
Accessories

FİTİLLER / GASKETS				
ÜRÜN ÇİZİMİ DRAWING	SİSTEM KODU SYSTEM CODE	ÜRÜNÜN ADI DESCRIPTION	MALZEME MATERIAL	mt / koli(15kg) mt / box(15kg)
	EG.001 72 gr	DIŞ CAM FİTİLİ OUTER GLAZING GASKET	EPDM	235 mt / Koli (15kg)
	EG.002 32 gr	İÇ CAM FİTİLİ 2mm INNER GLAZING GASKET	EPDM	485 mt / Koli (15kg)
	EG.003 39 gr	İÇ CAM FİTİLİ 3-4mm INNER GLAZING GASKET	EPDM	375 mt / Koli (15kg)
	EG.004 69 gr	İÇ CAM FİTİLİ 5-6mm INNER GLAZING GASKET	EPDM	215 mt /Koli (15kg)
	SG.015 53 gr	İÇ CAM FİTİLİ 4,5mm INNER GLAZING GASKET	EPDM	280 mt / koli(15kg)
	SG.017 33 gr	İÇ CAM FİTİLİ 4,5mm INNER GLAZING GASKET	EPDM	454 mt / koli(15kg)
	SG.003 106 gr	CAM FİTİLİ (22mm) INNER GLAZING GASKET	EPDM	140 mt / koli(15kg)
	SG.004 123 gr	CAM FİTİLİ (20mm) INNER GLAZING GASKET	EPDM	122 mt / koli(15kg)
	SG.005 144 gr	CAM FİTİLİ (18mm) INNER GLAZING GASKET	EPDM	104 mt / koli(15kg)

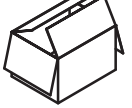
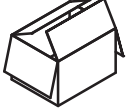
FİTİLLER / GASKETS				
ÜRÜN ÇİZİMİ DRAWING	SİSTEM KODU SYSTEM CODE	ÜRÜNÜN ADI DESCRIPTION	MALZEME MATERIAL	mt / koli(15kg) mt / box(15kg)
	SG.002	KAPATMA FİTİLİ (FINISHING GASKET)	EPDM	340 mt / koli(15kg)
 (PERDELİ)	SG.009	FİRÇA FİTİL (WEATHER STRIP BRUSH)		Mt
	R.1002	ÇELİK RAY (STEEL RAIL)	-	Mt
	HG.018	KİLİTLEME FİTİLİ (LOCKING GASKET)	EPDM	3125 mt / koli(15kg)
	R.1004	ALÜMİNYUM RAY (ALUMINIUM RAIL)	ALÜMİNYUM (ALUMINIUM)	Mt
	R.1005	SİNEK TELİ İÇİN 5 mm'lik FİTİL (5 mm GASKET FOR FLY SCREEN FASTENING)	EPDM	Mt

TAPALAR / PLUGS				
ÜRÜN ÇİZİMİ DRAWING	SİSTEM KODU SYSTEM CODE	ÜRÜNÜN ADI DESCRIPTION	MALZEME MATERIAL	ADET PIECES
	SV.001	3 mm CAM TAKOZU GLAZING PLUGS	PVC	
	SV.002	4 mm CAM TAKOZU GLAZING PLUGS	PVC	
	SV.003	5 mm CAM TAKOZU GLAZING PLUGS	PVC	
	SV.004	4 LÜ KANAT(54 SL A07) için TAPA PAIR OF PLUGS FOR (54 SL A07 ) WITH FOUR VENT	POLYAMID	
	SV.005	54 SL A 05 için DAMLALIK TAPASI PAIR OF PLUGS FOR 54 SL A 05	PVC	
	SV.008	54 SL V04 için MERKEZİ TAPA PAIR OF CENTRAL CONNECTION PLUGS FOR PR. 54 SL V04	PLASTIC	
	SV.009	TAHLİYE TAPASI DRAINING SLOT COVER	POLYAMID	
	SV.010	54 SL A11 için MERKEZİ TAPA PAIR OF CENTRAL CONNECTION PLUGS FOR PR. 54 SL A11	PLASTIC	
	PT-001	KAPATMA FİTİLİ (FINISHING GASKET)	PVC	Mt

AKSESUARLAR / ACCESSORIES

ÜRÜN ÇİZİMİ DRAWING	SİSTEM KODU SYSTEM CODE	ÜRÜNÜN ADI DESCRIPTION	MALZEME MATERIAL	Adet / koli Pcs / box
	SA.001	HAVUZLU KİLİT (SİYAH) BUILT IN INSIDE HANDLE (BLACK)		
	SA.001.A	HAVUZLU KOL FLUSH HANDLE		
	SA.001.01	SA.001 İÇİN KARŞILIK LOCKING KIT FOR HANDLE SA.001		
	SA.003	TEKLİ RULMAN(70 kg) SLIDING CARRIAGE SINGLE ROLLER 70 Kg. CAPACITY FOR SASH		
	SA.005.01	ÇİFTLİ AYARLI RULMAN (120 kg) SLIDING CARRIAGE ADJUSTING ROLLER 120 Kg. CAPACITY FOR SASH		
	SA.006.01	SÜRME KOL SLIDING HANDLE		
	SA.006.02	SÜRME KIRIK KOL SLIDING HANDLE		
	SA.007	GÜVENLİK KİLİDİ SAFETY LOCK		
	SA.008.01	STOPER SAFETY PLUG		

AKSESUARLAR / ACCESSORIES

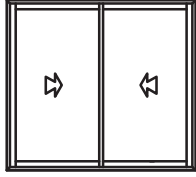
ÜRÜNÜN ADI DESCRIPTION	SİSTEM KODU SYSTEM CODE	İÇİNDEKİLER LİSTESİ TABLE OF CONTENTS	Adet / koli Pcs / box
ÇİFT KANAT SÜRME AKSESUAR KİTİ DOUBLE SASH SLIDE ACCESSORIES	SV.013	Adaptör-Kanat Kapakları (Adapter-Sash Covers) ..... 4 adet / pcs Tozluk (Gaiters) ..... 2 adet / pcs Plastik Takoz (Plastic Plugs) ..... 4 adet / pcs Plastik Takoz Bağlantı Parçası (Connection Plastic Plugs) ..... 4 adet / pcs Adaptör-Kanat için Plastik Takoz (Plastic Plugs for Adapter-Sash) 4 adet / pcs	
3 KANAT SÜRME AKSESUAR KİTİ 3 SASH SLIDE ACCESSORIES	SV.014	Adaptör-Kanat Kapakları (Adapter-Sash Covers) ..... 6 adet / pcs Tozluk (Gaiters) ..... 4 adet / pcs Plastik Takoz (Plastic Plugs) ..... 6 adet / pcs Plastik Takoz Bağlantı Parçası (Connection Plastic Plugs) ..... 6 adet / pcs Adaptör-Kanat için Plastik Takoz (Plastic Plugs for Adapter-Sash) 6 adet / pcs	
4 KANAT SÜRME AKSESUAR KİTİ 4 SASH SLIDE ACCESSORIES	SV.015	Adaptör-Kanat Kapakları (Adapter-Sash Covers) ..... 8 adet / pcs Tozluk (Gaiters) ..... 6 adet / pcs Plastik Takoz (Plastic Plugs) ..... 8 adet / pcs Plastik Takoz Bağlantı Parçası (Connection Plastic Plugs) ..... 8 adet / pcs Adaptör-Kanat için Plastik Takoz (Plastic Plugs for Adapter-Sash) 8 adet / pcs	

ares architectural®  
s y s t e m s

SL 54

İmalat Kesim Ölçüleri  
Fabrication & Cutting Sizes

İMALAT KESİM ÖLÇÜLERİ  
FABRICATION & CUTTING SIZES



PROFİL / PROFILE

ADET Pcs	KOD Code	PROFİL TANIMI Description	KESİM ÖLÇÜSÜ Cutting Dimension	KESİM AÇISI Cutting Angle
2	54 SL F01	Düşey Kasa Pr. (Vertical Frame Pr.)	H	45°/45°
2	54 SL F01	Yatay Kasa Pr. (Horizontal Frame Pr.)	L	45°/45°
2	54 SL V01	Düşey Kanat Pr. (Vertical Vent Pr.)	H - 80,6	90°/90°
1	54 SL V03	Düşey Kanat Pr. (Vertical Vent Pr.)	H - 60,6	90°/90°
1	54 SL V04	Düşey Kanat Pr. (Vertical Vent Pr.)	H - 60,6	90°/90°
4	54 SL V02	Yatay Kanat Pr. (Horizontal Vent Pr.)	L / 2 - 78,3	90°/90°
1	54 SL A06	Damlalık Pr. (Drip Weather Pr.)	L	90°/90°
1	54 SL A05	Denizlik Pr. (Inside Drip Weather Pr.)	L	90°/90°

AKSESUAR / ACCESSORY

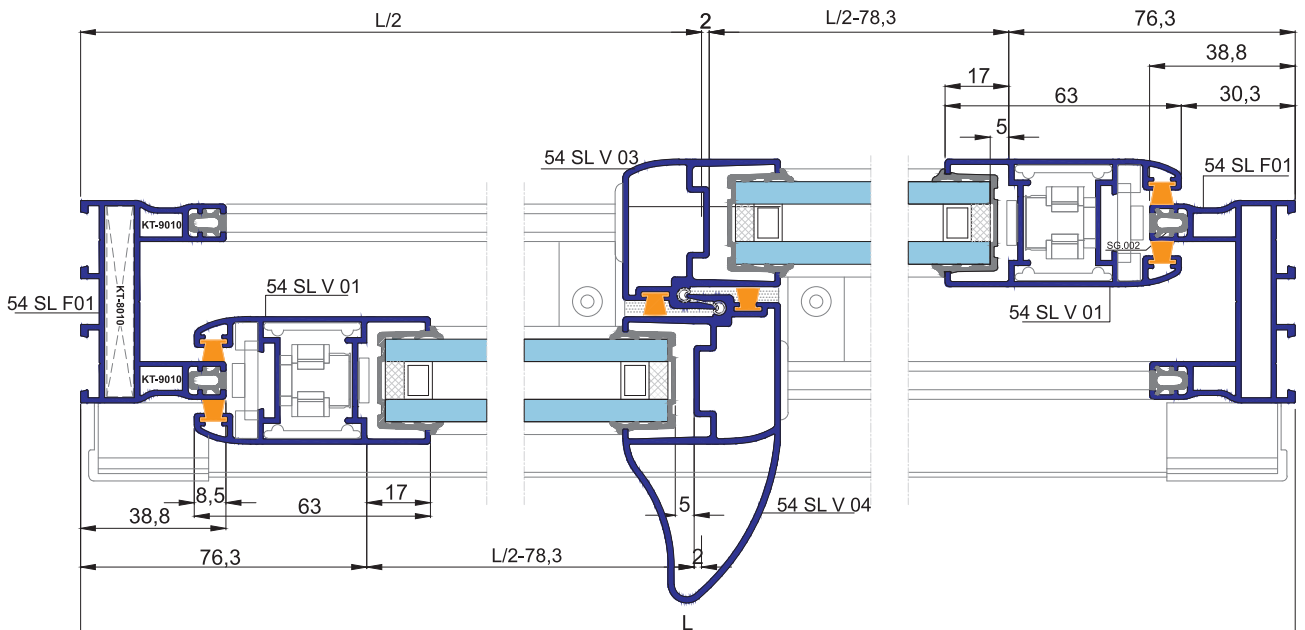
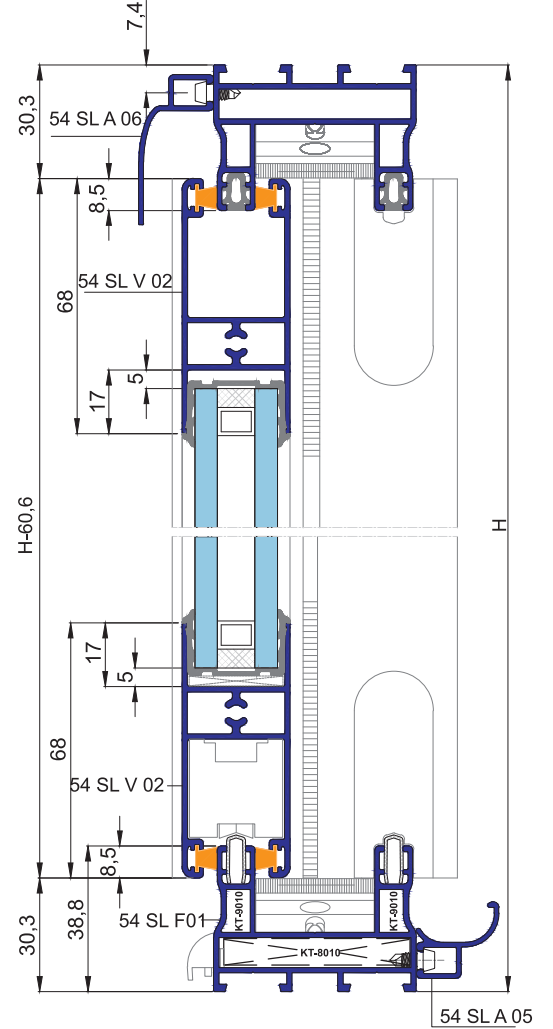
ADET Pcs	KOD Code	AKSESUAR TANIMI Description
12	SV.001	Cam Takozu 3 mm'lik (Glazing Plugs)
4	SV.002	Cam Takozu 4 mm'lik (Glazing Plugs)
4	KT-8010	Köşe Takozu (Corner Cleats)
8	KT-9010	Köşe Takozu (Corner Cleats)
1 Tk	SV.005	Damlalık Tapası (Pair Plugs For 54 SL A05)
2	SA.001	Havuzlu Kilit (Built In Inside Handle)
2	SA.002	SA.001 için karşılık (Locking kit for handle SA.001)
1	SV.013	Çift Kanat Sürme Aksesuarları (Double vent slide accessories)
4	SV.009	Tahliye Tapası (Draining Slot Cover)
4	SA.003	Tekli Rulman (Sliding Carriage Single Roller)
1 Tk	SV.008	54 SL V 04 için merkezi Tapa (Plugs for pr. 54 SL V 04)

FİTİLLER / GASKETS

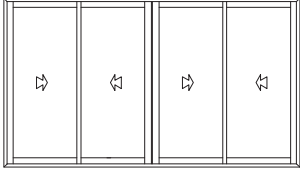
KOD Code	AKSESUAR TANIMI Description	KESİM ÖLÇÜSÜ Cutting Dimension
SG.013	U Şeklinde Cam Fitolü 20 mm (U Shapped Gasket)	4 H + 2 L
SG.002	Kasa Fitolü (Gasket For Inside Rabbet)	4 H + 2 L
SG.009	Fırça Fitolü (Weather Strip Brush)	6 H + 4 L
R.1002	Çelik Ray Fitolü (Steel Sliding Guide)	2 L
HG.018	İzolasyon Malzemesi (Insulation Material)	2 H

Tahliye tapası 500mm'de bir,  
Draining slot at every 500mm

Cam kesim ölçüsü (Glass Cutting Size)  
Düşey (Vertical) = H - 172,6  
Yatay (Horizontal) = L / 2 - 90,3



İMALAT KESİM ÖLÇÜLERİ  
FABRICATION & CUTTING SIZES



PROFİL / PROFILE

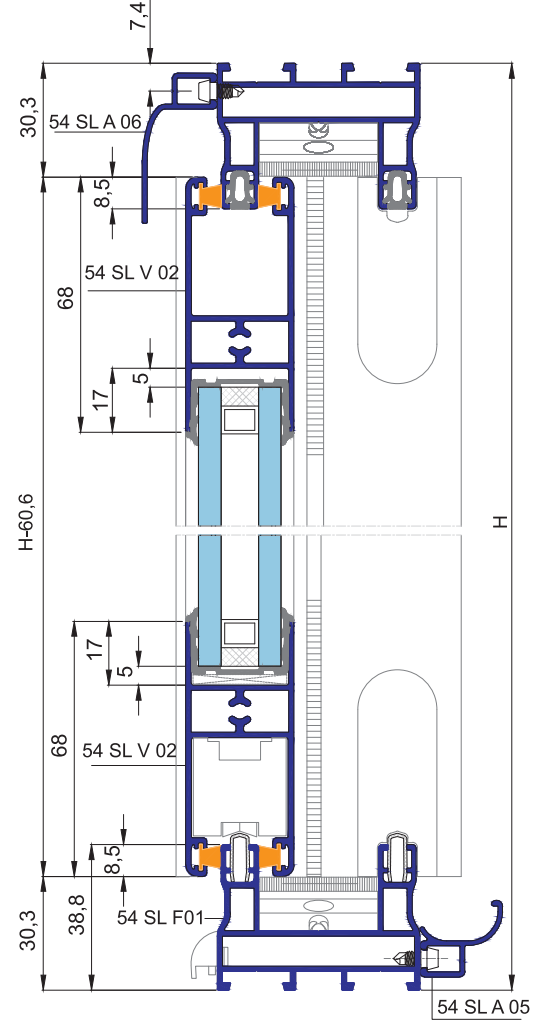
ADET Pcs	KOD Code	PROFİL TANIMI Description	KESİM ÖLÇÜSÜ Cutting Dimension	KESİM AÇISI Cutting Angle
2	54 SL F01	Düsey Kasa Pr. (Vertical Frame Pr.)	H	45°/45°
2	54 SL F01	Yatay Kasa Pr. (Horizontal Frame Pr.)	L	45°/45°
4	54 SL V 01	Düsey Kanat Pr. (Vertical Vent Pr.)	H - 80,6	90°/90°
4	54 SL V 03	Düsey Kanat Pr. (Vertical Vent Pr.)	H - 60,6	90°/90°
8	54 SL V 02	Yatay Kanat Pr. (Horizontal Vent Pr.)	L / 4 - 64,95	90°/90°
1	54 SL A 07	4'lü Sürme Orta Kilitleme Pr. (Drip Wheather Pr.)	H - 182,6	90°/90°
1	54 SL A 06	Damlalık Pr. (Drip Wheather Pr.)	L	90°/90°
1	54 SL A 05	Denizlik Pr. (Inside Drip Wheather Pr.)	L	90°/90°

AKSESUAR / ACCESSORY

ADET Pcs	KOD Code	AKSESUAR TANIMI Description
24	SV.001	Cam Takozu 3 mm'lik (Glazing Plugs)
8	SV.002	Cam Takozu 4 mm'lik (Glazing Plugs)
8	KT-8010	Köşe Takozu (Corner Cleats)
16	KT-9010	Köşe Takozu (Corner Cleats)
1 Tk	SV.005	Damlalık Tapası (Pair Plugs For 54 SL A05)
3	SA.001	Havuzlu Kilit (Built In Inside Handle)
2	SA.002	SA.001 için karşılık (Locking kit for handle SA.001)
1	SV.013	Çift Kanat Sürme Aksesuarları (Double vent slide accessories)
4	SV.009	Tahliye Tapası (Draining Slot Cover)
4	SA.003	Tekli Rulman (Sliding Carriage Single Roller)
2	SV.008	4'lü Kanat için tapa (Pair of plugs)

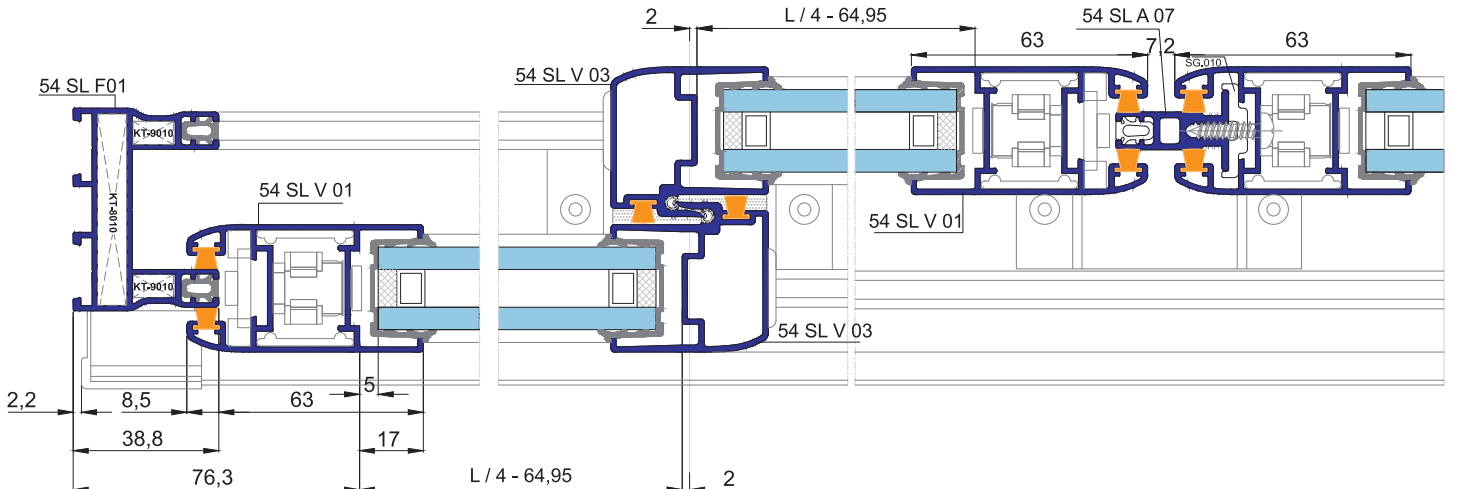
FİTİLLER / GASKETS

KOD Code	AKSESUAR TANIMI Description	KESİM ÖLÇÜSÜ Cutting Dimension
SG.013	U Şeklinde Cam Fitili 20 mm (U Shapped Gasket)	8 H + 2 L
SG.002	Kasa Fitili (Gasket For Inside Rabbet)	5 H + 2 L
SG.009	Fırça Fitili (Weather Strip Brush)	12 H + 4 L
R.1002	Çelik Ray Fitili (Steel Sliding Guide)	2 L
SG.018	Kapatma Fitili (Closing Sliding Guide for 54 SL A 07)	H - 182,6
HG.018	İzolasyon Malzemesi (Insulation Material)	4 H



Tahliye tapası 500mm'de bir.  
Draining slot at every 500mm

Cam kesim ölçüsü (Glass Cutting Size)  
Düsey (Vertical) = H - 172,6  
Yatay (Horizontal) = L / 4 - 76,85





ares architectural<sup>®</sup>  
systems

# SL 77 MN

Isı Yalıtımlı Sürme Kapı & Pencere Sistemi

Thermally Insulated Sliding Door & Window System



Aldom Group'un 25 yılı aşkın tecrübesi ve gücüyle, Türkiye ve uluslararası pazara sunmaktan gurur duyduğu markası 'ares Mimari Sistemler'; zarif ve şık tasarımı, mükemmel yalıtımı, maliyet verimli çözümleri ve projelerin tüm gereksinimlerini karşılayan geniş ürün yelpazesıyla, tüm iş ortaklarına doğru ve kaliteli hizmet vermeyi amaçlar, binalarda enerji kullanımını azaltmak ve termal konforu geliştirmek için mükemmel çözümler sunar.

Yapılarda güvenlik ve konforun üstün kalitede bir sistemle sağlanması fikriyle özel olarak tasarlanan SL 77 MN Isı Yalıtımlı Sürme Kapı ve Pencere Sistemleri; mükemmel termal, su, hava ve akustik yalıtım performansı sunar, zorlu koşullara dayanıklılığı ve estetik dizaynıyla özellikle prestijli projelerde tercih edilir.


#### ÖZELLİKLER:

- 77 mm kasa kesit derinliği
- Perdeli kıl fitillerle sızdırmazlık
- 16 ila 22 mm aralığında cam kalınlıkları
- Euro tip aksesuarların tümüne uyumlu
- Elektrostatik toz boyalı veya eloksallı yüzey kaplama

#### AVANTAJLAR:

- Isı, akustik, su ve hava yalıtımında yüksek performans
- Çok sayıda değişik tip mimari detay alternatifi
- Hafif strüktür, kolay üretim
- Estetik iç ve dış görünüm
- Tüm pencere ve kapı tipleri ile adaptasyon
- Aktif kanat iç taraf - sabit dış taraf çalışma tipi

#### AÇILIM TİPLERİ:



#### PERFORMANS

Su sızdırmazlık EN 1027-EN 12208	1A (0Pa)	2A (50Pa)	3A (100Pa)	4A (150Pa)	5A (200Pa)	6A (250Pa)	7A (300Pa)	8A (450Pa)	9A (600Pa)	Exxxx (xxxxPa)
Hava geçirgenlik EN 1026 - EN 12207	1 (150Pa)	2 (300Pa)	3 (600Pa)	4 (600Pa)						
Rüzgar yükü dayanımı EN 12211 - EN 12210	max pressure with deflection	1 (400Pa) A (≤ 1/150)	2 (800Pa) B (≤ 1/200)	3 (1200Pa) C (≤ 1/300)	4 (1600Pa)	5 (2000Pa)	Exxx (>2000Pa)			

Isısal geçirgenlik  
Uf W/m<sup>2</sup> K  
Uw W/m<sup>2</sup> K\*



\* Monorail sürme kapı 2500 x 2200 mm; Ug=1.0 W/m<sup>2</sup> K, psi=0.05 W/m K

With its more than 25 years of knowledge and strong reputation in the market, Aldom Group proudly presents its 'ares Architectural Systems', providing an elegant and stylish design, excellent insulation, cost effective solutions, wide range of products that meets all requirements of the projects and offers a consistent and high quality service to all its business partners. It provides perfect solutions for reducing the energy consumption and increasing thermal comfort at buildings.

Specially designed with the idea of securing comfort at buildings, 'SL 77 MN Insulated Sliding Door & Window Systems' ensures perfect thermal, air and acoustic insulation, as well as waterproofing; consequently being preferred in high-rise buildings and prestigious projects with its superior quality.


#### FEATURES:

- 77 mm system cross section depth
- Impermeability with Brush Pile Weather Strips
- 16 mm to 24 mm glass thickness range
- Compatible with all Euro-type accessories
- Electrostatic powder-coated or anodized surface finish

#### ADVANTAGES:

- High performance in acoustic, water, air and thermal insulation
- Numerous types of architectural detail alternatives
- Light structure, easy processing
- Aesthetic interior and exterior view
- Adoptable to all types of door and windows
- Active sash interior – fixed casement exterior side operation type

#### OPENING TYPES:



#### PERFORMANCE

Static Watertightness EN 1027 - EN 12208	1A (0Pa)	2A (50Pa)	3A (100Pa)	4A (150Pa)	5A (200Pa)	6A (250Pa)	7A (300Pa)	8A (450Pa)	9A (600Pa)	Exxxx (xxxxPa)
Air permeability EN 1026 - EN 12207	1 (150Pa)	2 (300Pa)	3 (600Pa)	4 (600Pa)						
Resistance to wind load EN 12211 - EN 12210	max pressure with deflection	1 (400Pa) A (≤ 1/150)	2 (800Pa) B (≤ 1/200)	3 (1200Pa) C (≤ 1/300)	4 (1600Pa)	5 (2000Pa)	Exxx (>2000Pa)			

Thermal transmittance  
Uf W/m<sup>2</sup> K  
Uw W/m<sup>2</sup> K\*



\* Monorail sliding door 2500 x 2200 mm; Ug=1.0 W/m<sup>2</sup> K, psi=0.05 W/m K

ares architectural<sup>®</sup>  
s y s t e m s

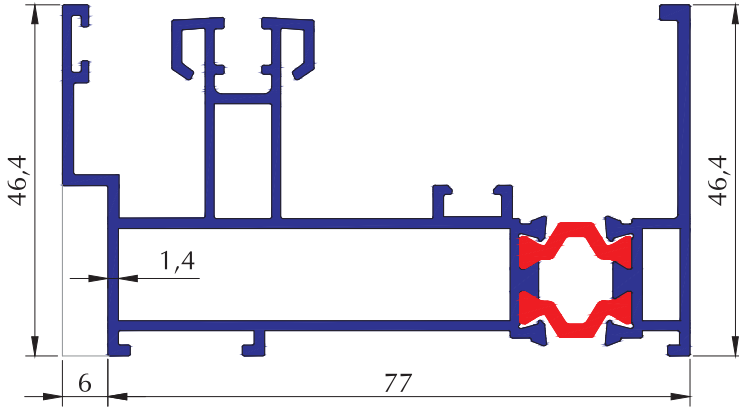
SL 77 MN

Profiller  
Profiles

**KASA & KANAT PROFİLLERİ FRAME & SASH PROFILES**

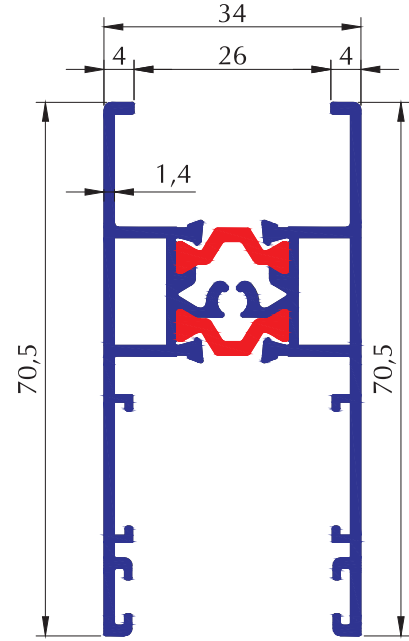
**M 1001**

1,534 kg/m  
 $J_x=30,75 \text{ cm}^4$   $J_y=9,59 \text{ cm}^4$



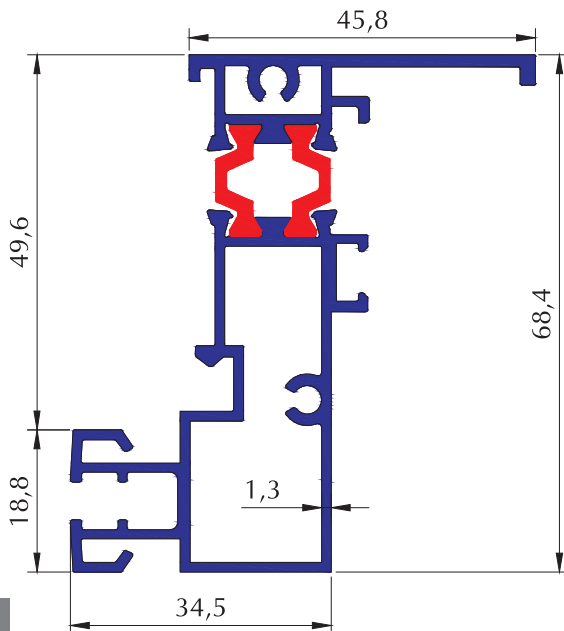
**M 2001**

1,156 kg/m  
 $J_x=9,70 \text{ cm}^4$   $J_y=7,10 \text{ cm}^4$



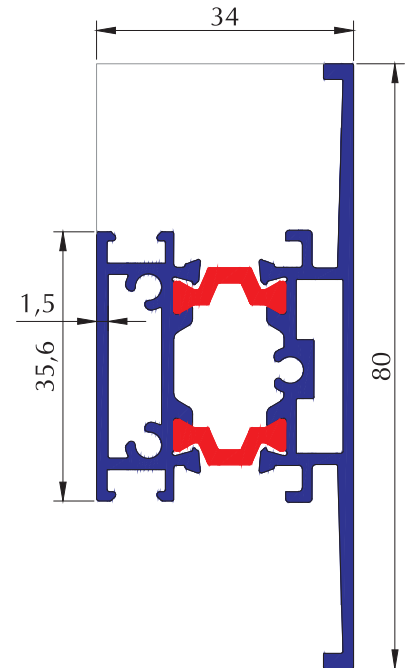
**M 3002**

1,378 kg/m  
 $J_x=30,75 \text{ cm}^4$   $J_y=9,59 \text{ cm}^4$



**M 3001**

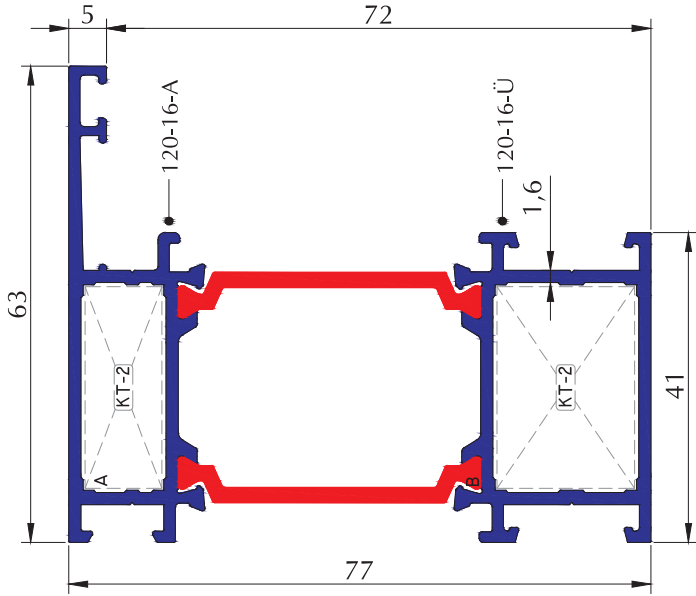
1,534 kg/m  
 $J_x=8,79 \text{ cm}^4$   $J_y=6,46 \text{ cm}^4$



**KANAT & ÇITA PROFİLLERİ SASH & BEAD PROFILES**

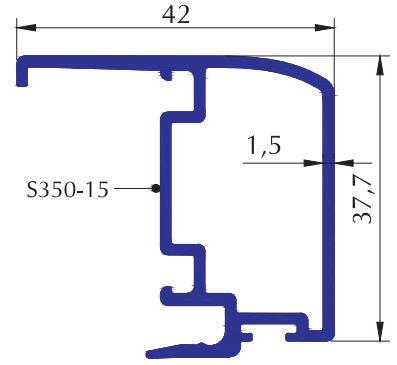
**77 F 02**

1,570 kg/m  
Jx=32,41 cm<sup>4</sup> Jy=12,29 cm<sup>4</sup>



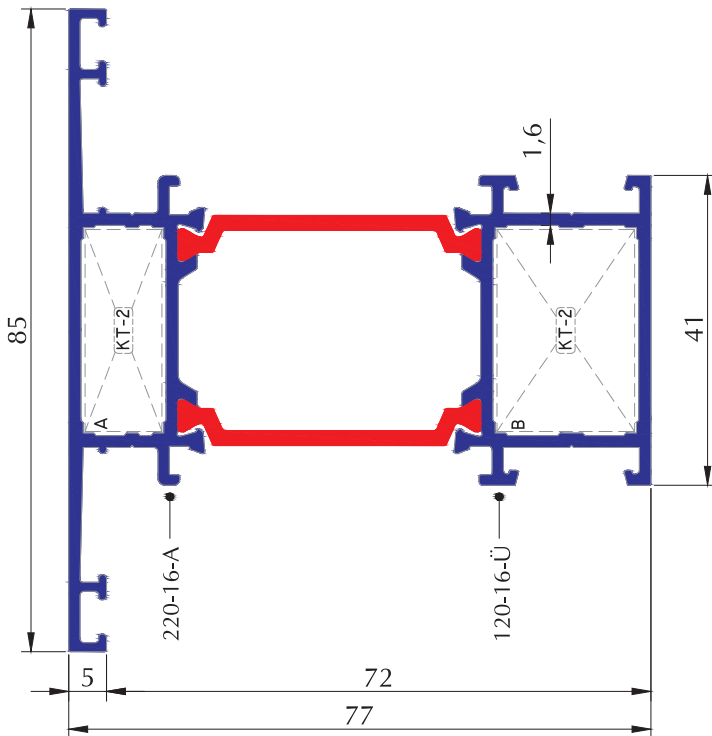
**M 2003**

0,655 kg/m  
Jx=5,09 cm<sup>4</sup> Jy=2,84 cm<sup>4</sup>



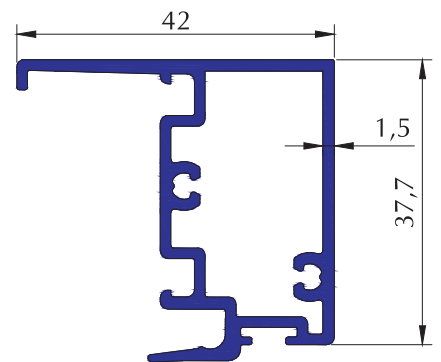
**71 M 02**

1,695 kg/m  
Jx=35,98 cm<sup>4</sup> Jy=17,90 cm<sup>4</sup>



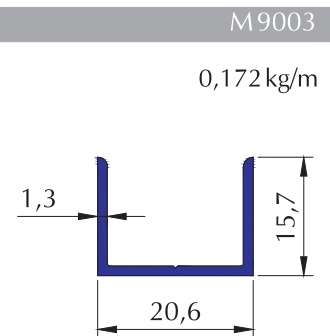
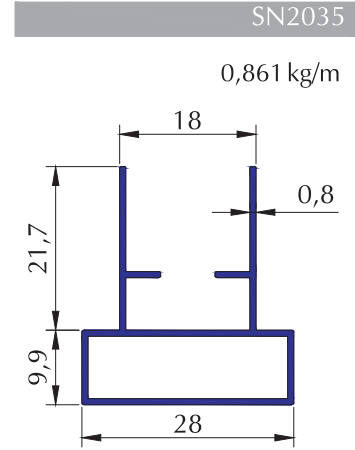
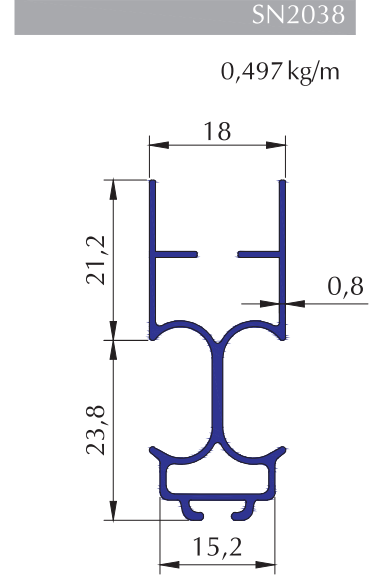
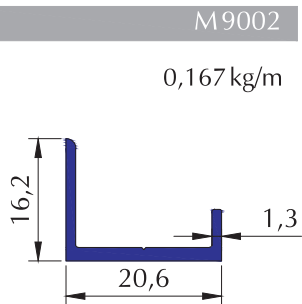
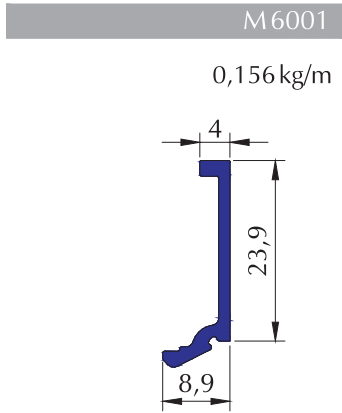
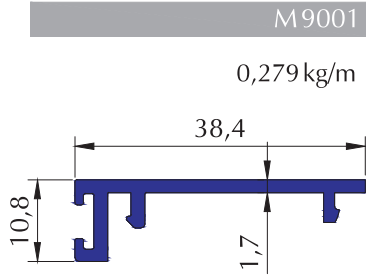
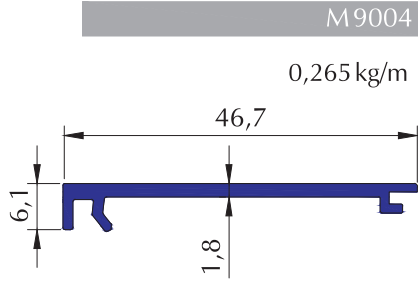
**M 2002**

0,742 kg/m



Ölçek: 1/1  
Scale: 1/1

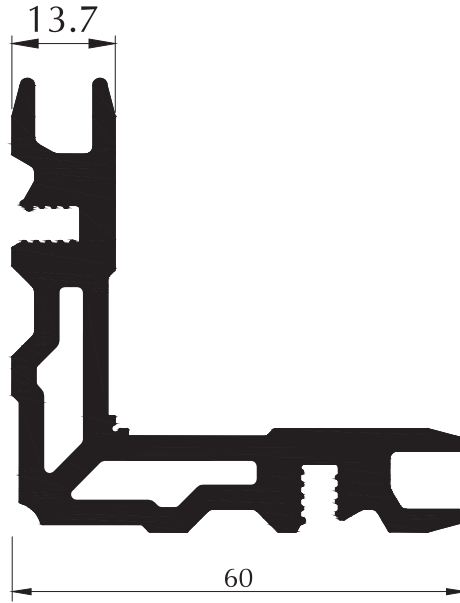
**KANAT & ÇITA PROFİLLERİ SASH & BEAD PROFILES**



KÖŞE TAKOZLARI CLEATS

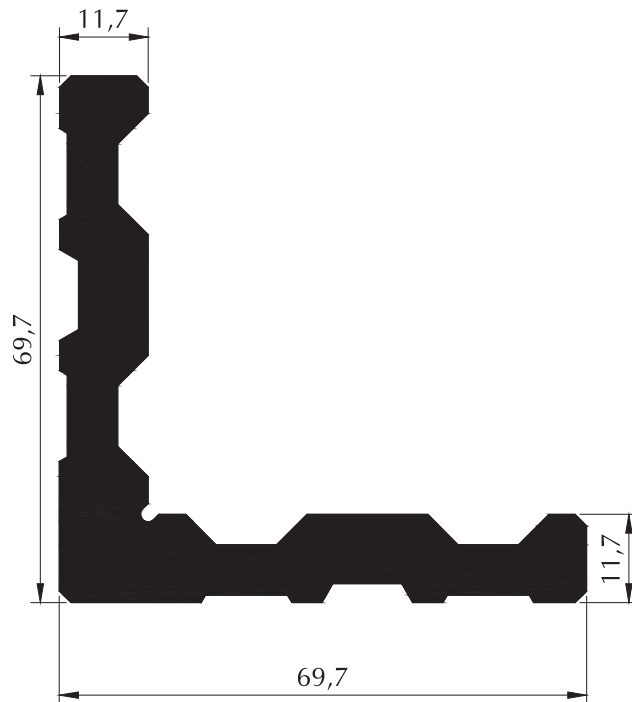
KT 01

2,157 kg/m



KT 07

2,157 kg/m



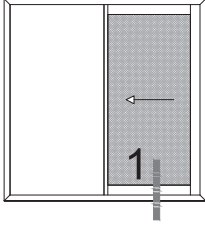


ares architectural®  
s y s t e m s

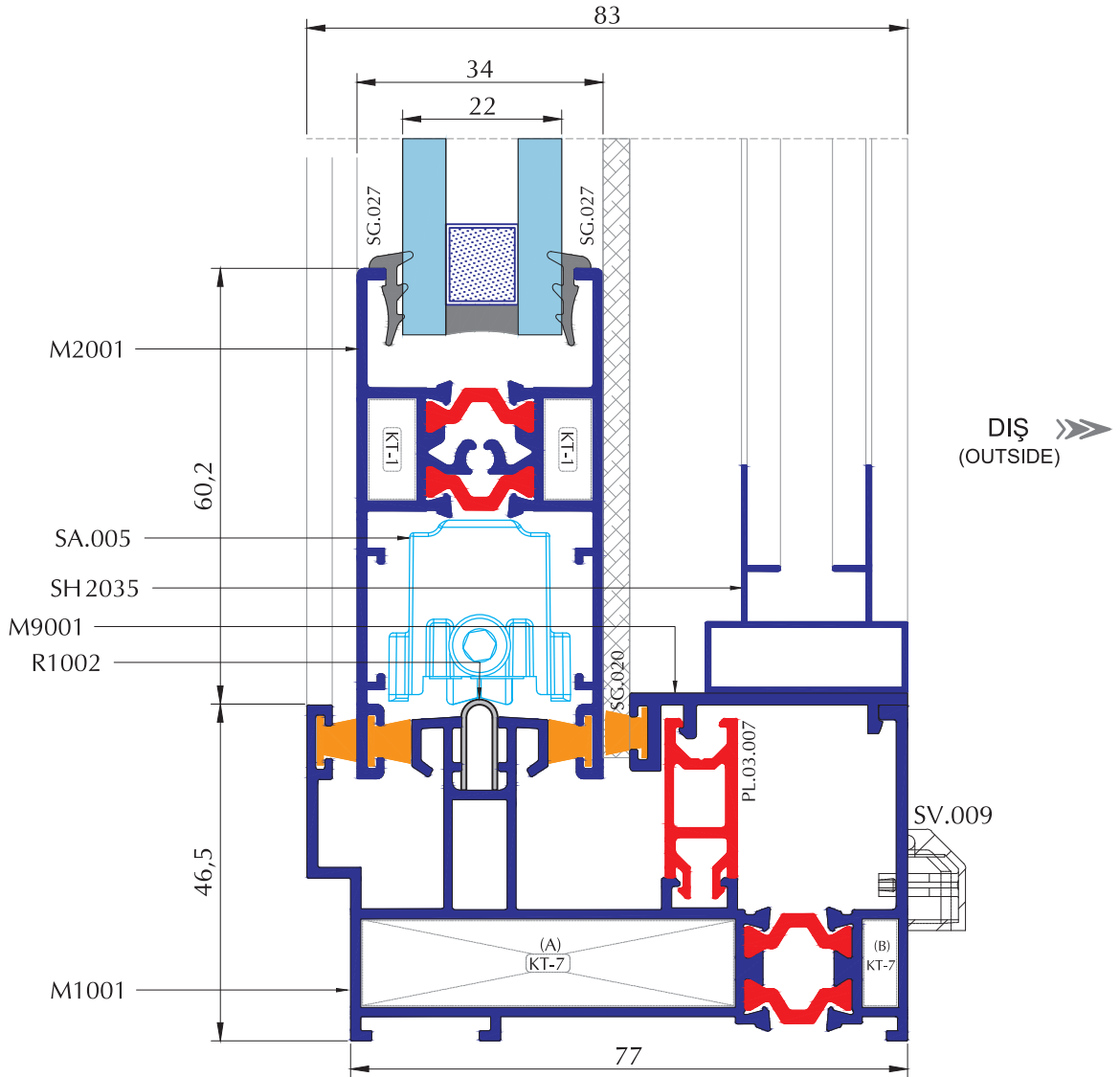
SL 77 MN

Sürme Sistem Detayları  
Sliding Systems Details

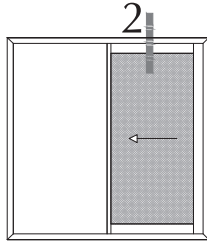
**SİSTEM DETAYLARI SYSTEM DETAILS**



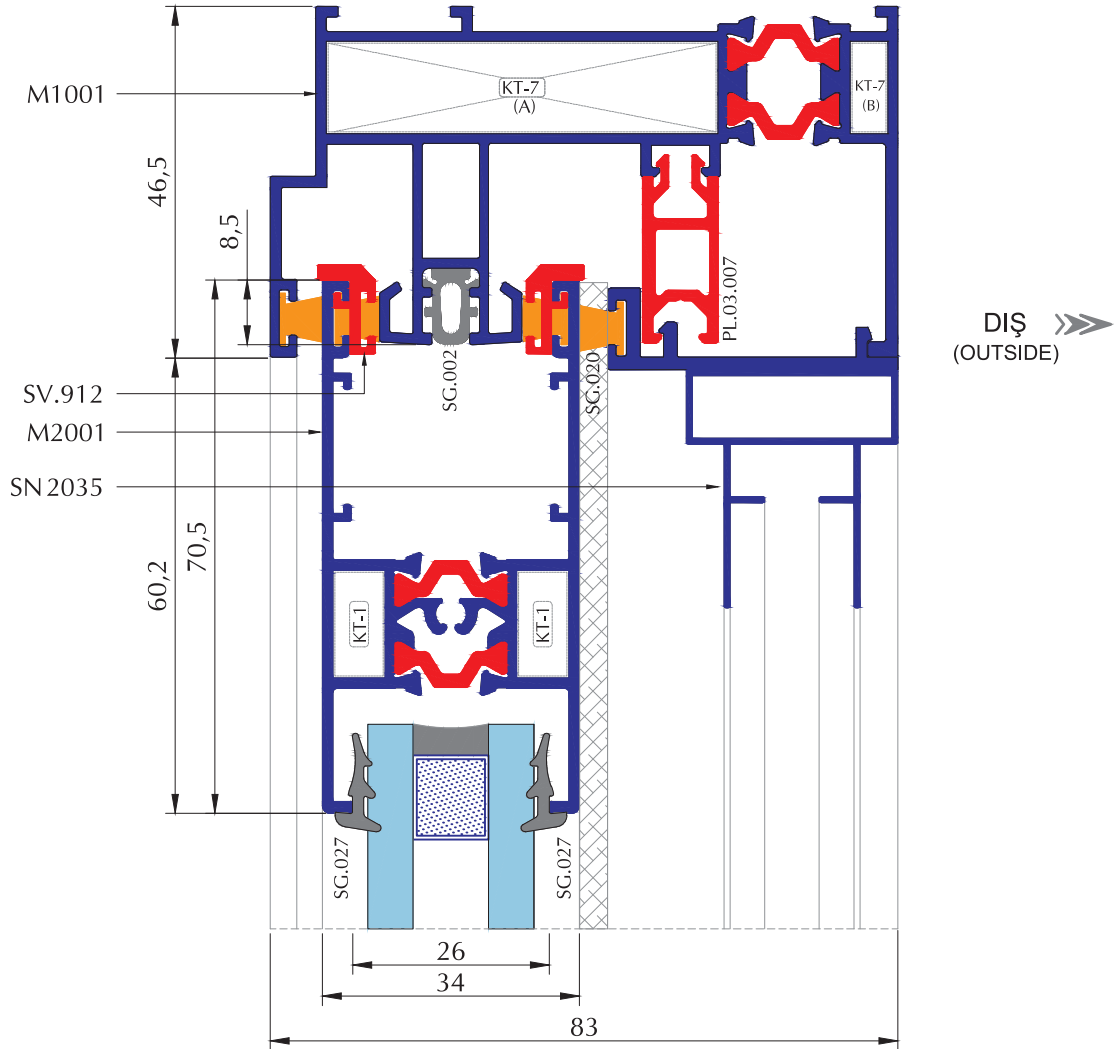
**① DETAYI**  
DETAIL



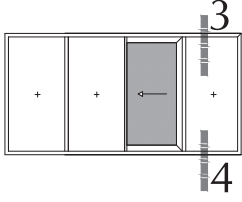
**SİSTEM DETAYLARI SYSTEM DETAILS**



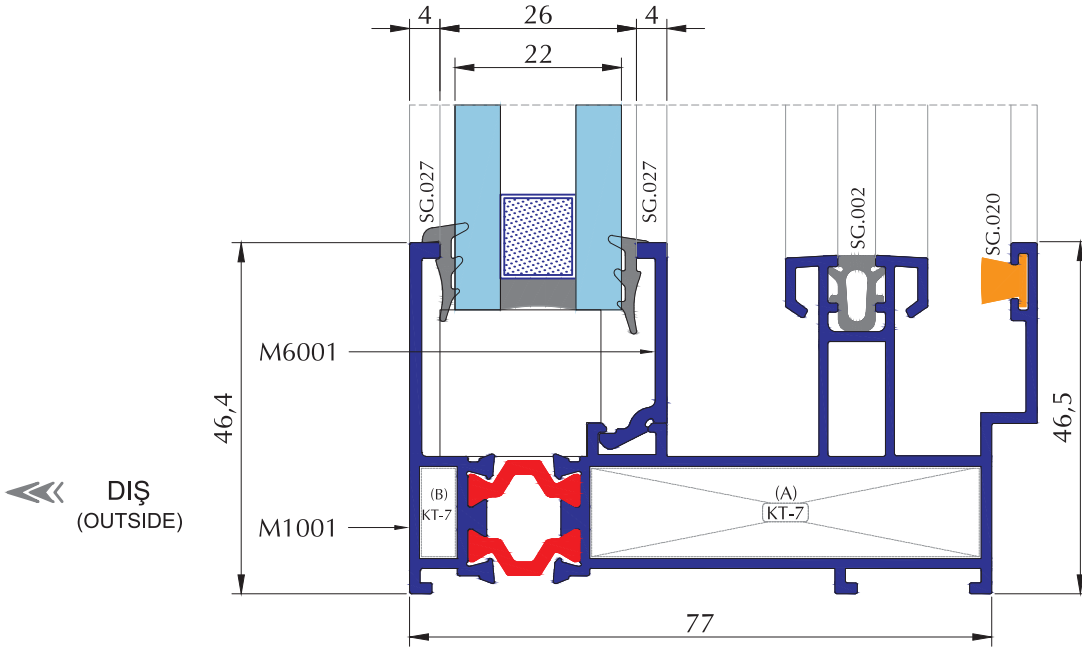
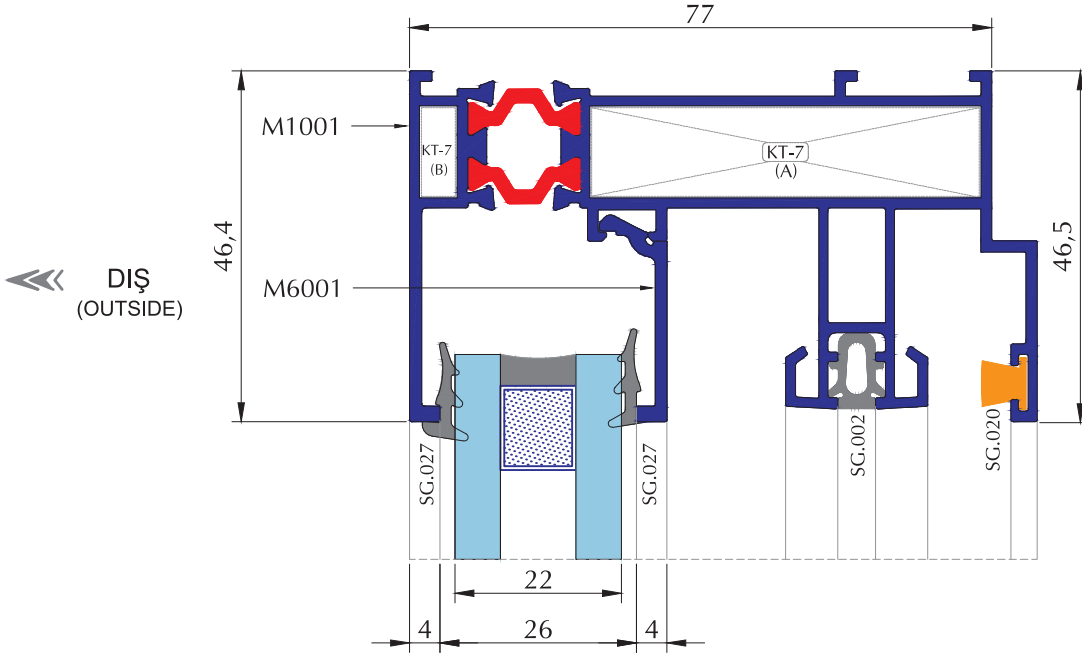
**2 DETAYI**  
DETAIL



SİSTEM DETAYLARI SYSTEM DETAILS

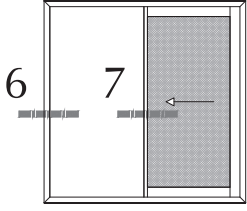


**3** DETAYI  
DETAIL



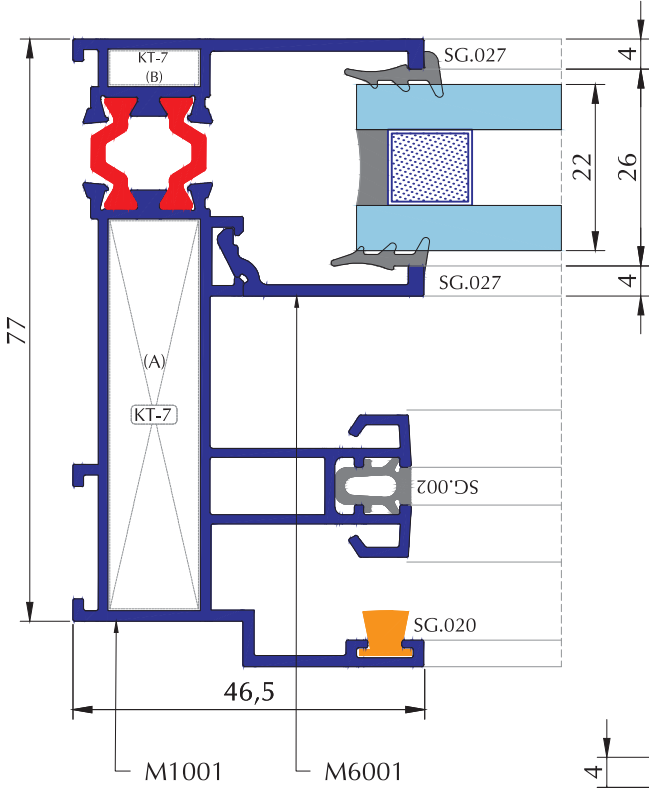
**4** DETAYI  
DETAIL

SİSTEM DETAYLARI SYSTEM DETAILS



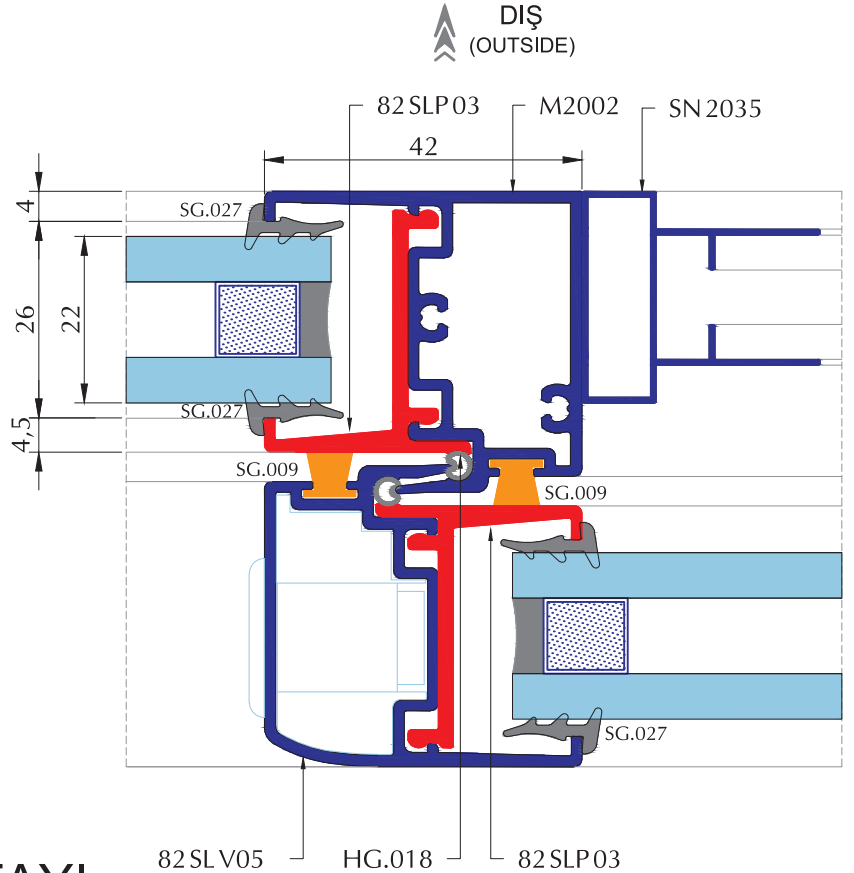
**6** DETAYI  
DETAIL

DIŞ  
(OUTSIDE)



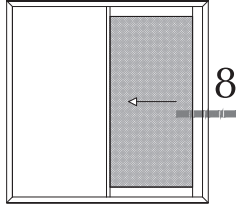
**7** DETAYI  
DETAIL

DIŞ  
(OUTSIDE)



Ölçek: 1/1  
Scale: 1/1

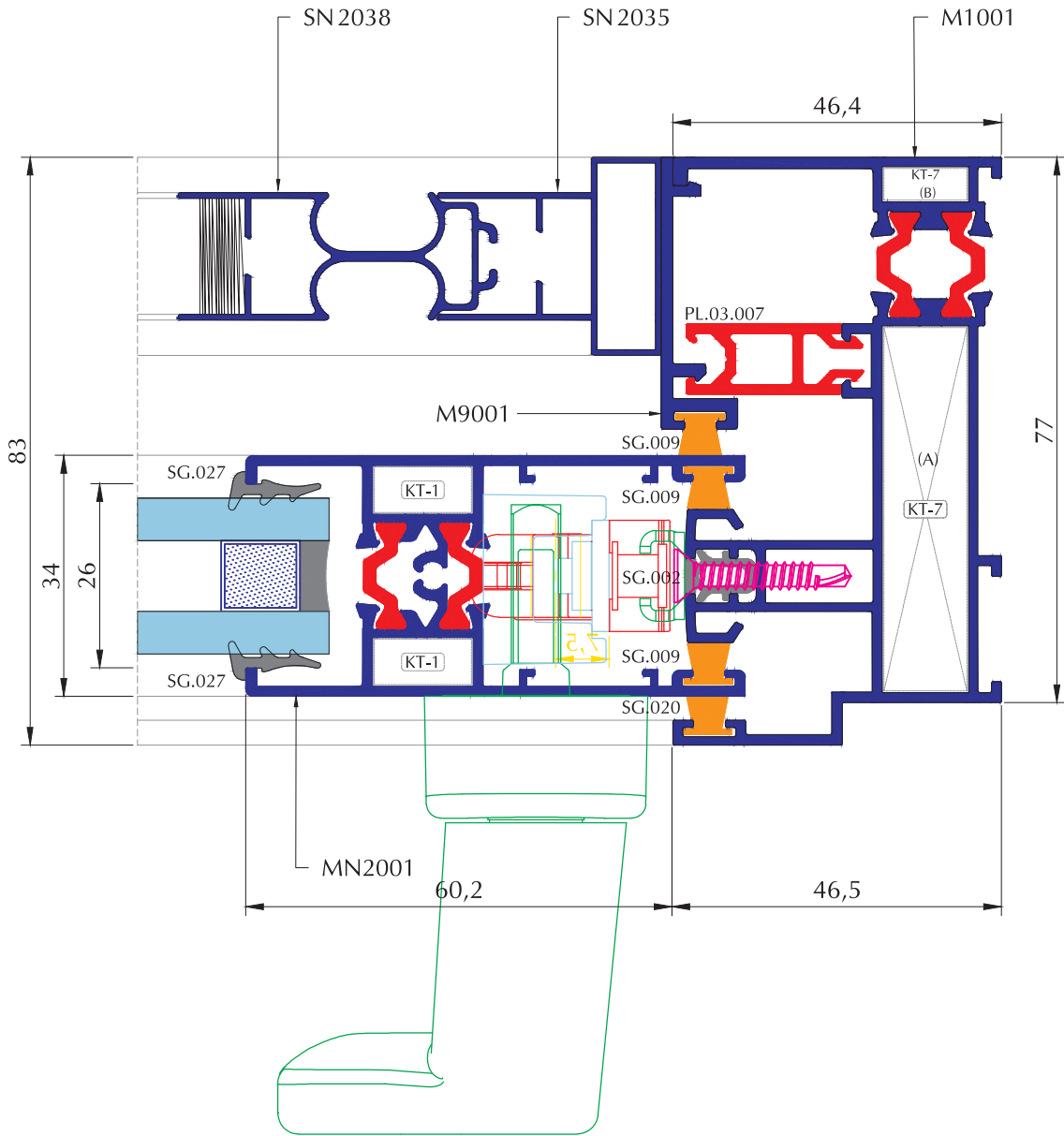
**SİSTEM DETAYLARI SYSTEM DETAILS**



5

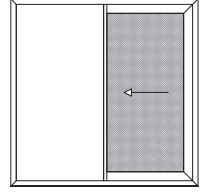
**DETAYI**  
DETAIL

DIŞ  
(OUTSIDE)



#### PROFİL/PROFILE

ADET Pcs	KOD Code	PROFİLTANIMI Description	KESİMÖLÇÜSÜ Cutting Dimension	KESİMAÇISI Cutting Angle
2	M1001	Düsey Kasa Pr. (Vertical Frame Pr.)	H	45°/45°
2	M1001	Yatay Kasa Pr. (Horizontal Frame Pr.)	L	45°/45°
1	M2001	Düsey Kanat Pr. (Vertical Vent Pr.)	HS = H - 72,4	90°/90°
2	M2001	Yatay Kanat Pr. (Horizontal Vent Pr.)	L1 - 94	90°/90°
1	M2002	Orta Kayıt Pr. (Mullion Pr.)	H-36,3	90°/90°
1	82 SL V05	Kenet Pr. (Hook Pr.)	H-72,4	90°/90°
2	M9001	Kasa Kapama Profili (Frame Finishing Profile)	L1-43	90°/90°
1	M9001	Kasa Kapama Profili (Frame Finishing Profile)	H-96	90°/90°
1	M6001	Düsey Cam Çıtası (Vertical Glazing Bad)	H-93	90°/90°
2	M6001	Yatay Cam Çıtası (Horizontal Glazing Bad)	L1-43	90°/90°
2	SN2035	Düsey Sineklik Kasa (Vertical Flyscreen Frame)	H-93	90°/90°
2	SN2035	Yatay Sineklik Kasa (Horizontal Flyscreen Frame)	L1-43	90°/90°
2	SN2038	Düsey Sineklik Kanat (Horizontal Flyscreen Sash)	H-180	90°/90°
2	PL.03.005	İzolatör (PVC Insulator)	L1-43	90°/90°
1	PL.03.005	İzolatör (PVC Insulator)	H-89	90°/90°



#### AKSESUAR/ACCESSORY

ADET Pcs	KOD Code	AKSESUARTANIMI Description	ADET Pcs	KOD Code	AKSESUARTANIMI Description
4	SV.002	Cam Takozu 4 mm (Glazing Plugs)	1 Tk	SV.77.00	Kenetli Adap. Kapağı (Adapter-Vent Covers)
4	KT-7701 (A)	Köşe Takozu (51,3 mm) (Corner Cleats - 51,3mm)	1 Tk	SV.77.01	Kenet Adaptörü (Adapter-Vent)
4	KT-7702 (B)	Köşe Takozu (4,5 mm) (Corner Cleats - 4,5mm)	4 Ad	SV.77.03	Kanat Sallantı Engelleyici (Sash Vibration Preventer)
16	SV.77.02	45° Kanat Köşe Hizalama (Corner Alignment)	3	SV.77.04	İspanyolet Yükseltme Parçası (SHIMS FOR MULTIPPOINT LOCKS)
2	SA.77.09	Çift Ayarlı Rulman (SLIDING CARRIAGE ADJUSTING ROLLER)	2	SA.77.008	Kanat Stoplama Adaptörü (Sash Stoper Adapter)
			1	SA.XXX	İspanyolet Takımı (Multipoint Locks)

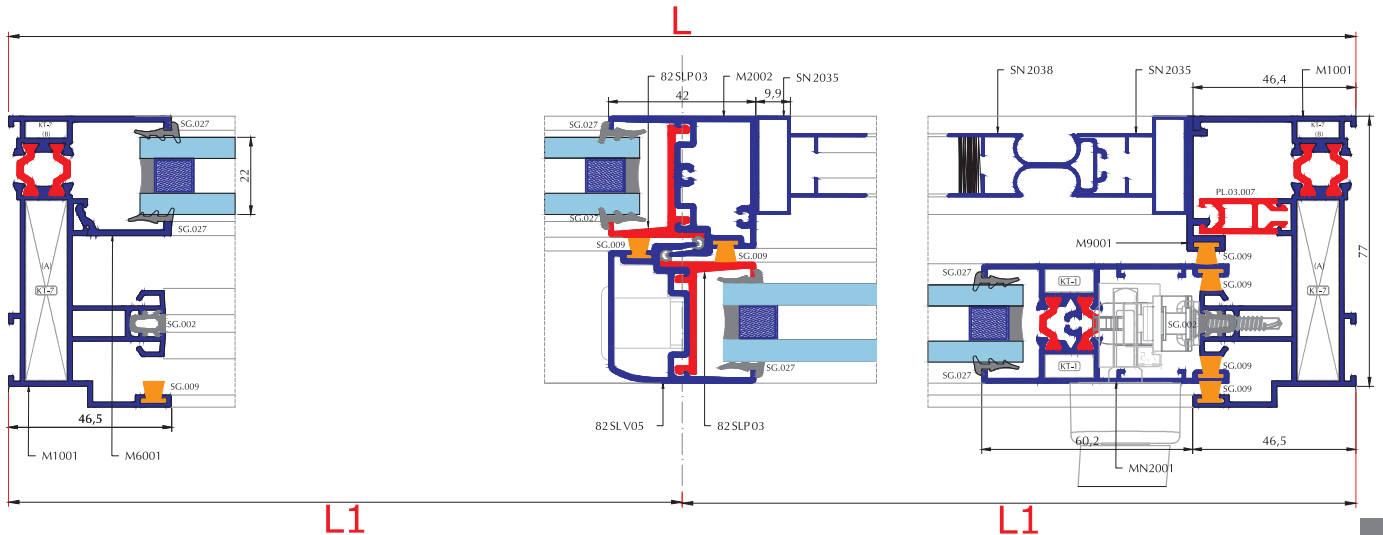
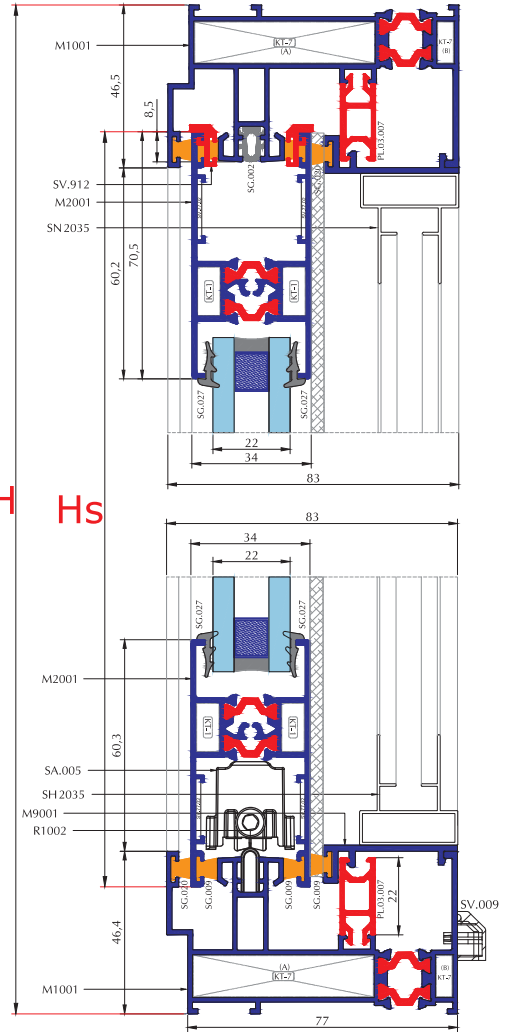
#### FİTİLLER/GASKETS

KOD Code	AKSESUARTANIMI Description	KESİMÖLÇÜSÜ Cutting Dimension
SG.002	Ray Fıtlı (Rail Gasket)	2xH + Lx1
SG.009	Fırça Fıtlı (Sealing Brush)	L/2 x 8 + Hx7
SG.003	Cam Fıtlı (Glass Gasket)	H x 8 + L/2x4
HG.018	Kenet Fıtlı (Glass Gasket)	H x 2

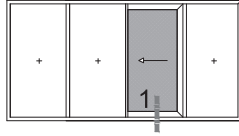
Tahliye tapası 500mm'de bir.  
Draining slot at every 500mm

Cam kesim ölçüsü (Glass Cutting Size)  
Düsey Kanat (Vertical Sash) = H-196 mm  
Yatay Kanat (Horizontal Sash) = L1-107 mm

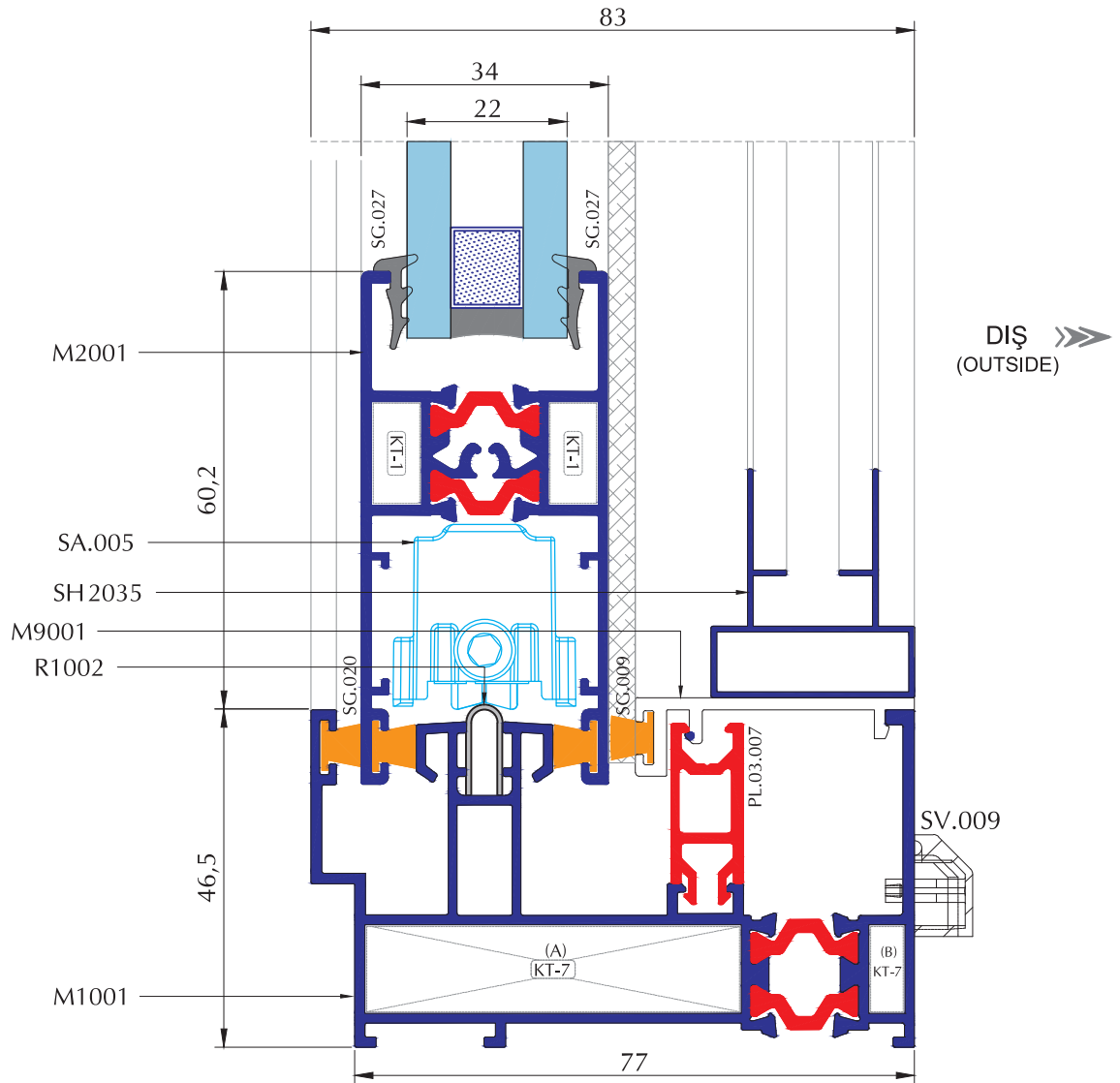
Cam kesim ölçüsü Sabit (Glass Cutting Size Fixed)  
Düsey Kasa (Vertical Fixed) = H-76 mm  
Yatay Kanat (Horizontal Fixed) = L1-49 mm



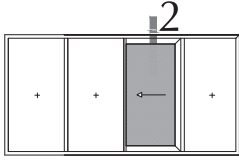
SİSTEM DETAYLARI SYSTEM DETAILS



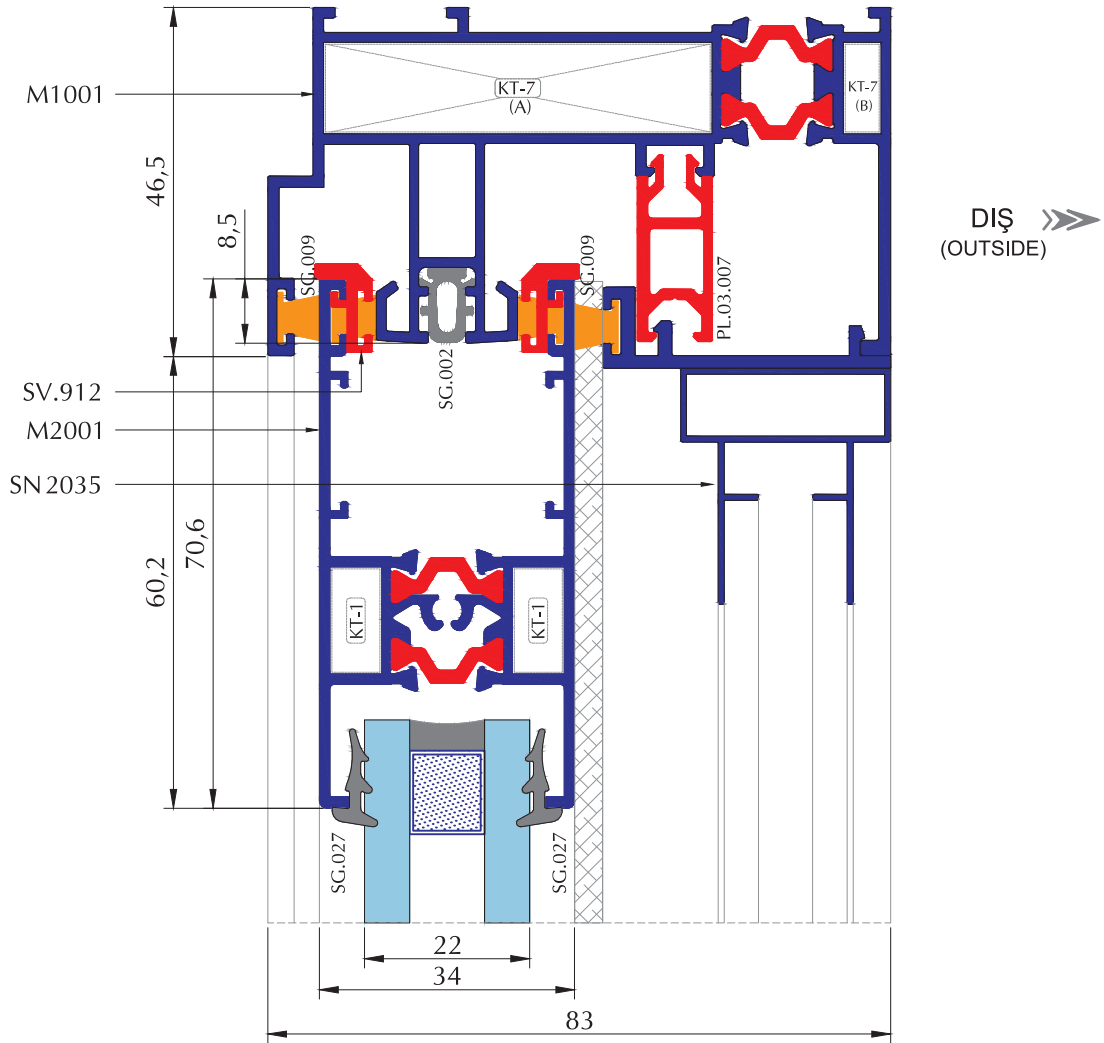
**1** DETAYI  
DETAIL



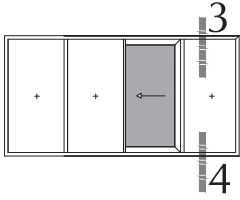
SİSTEM DETAYLARI SYSTEM DETAILS



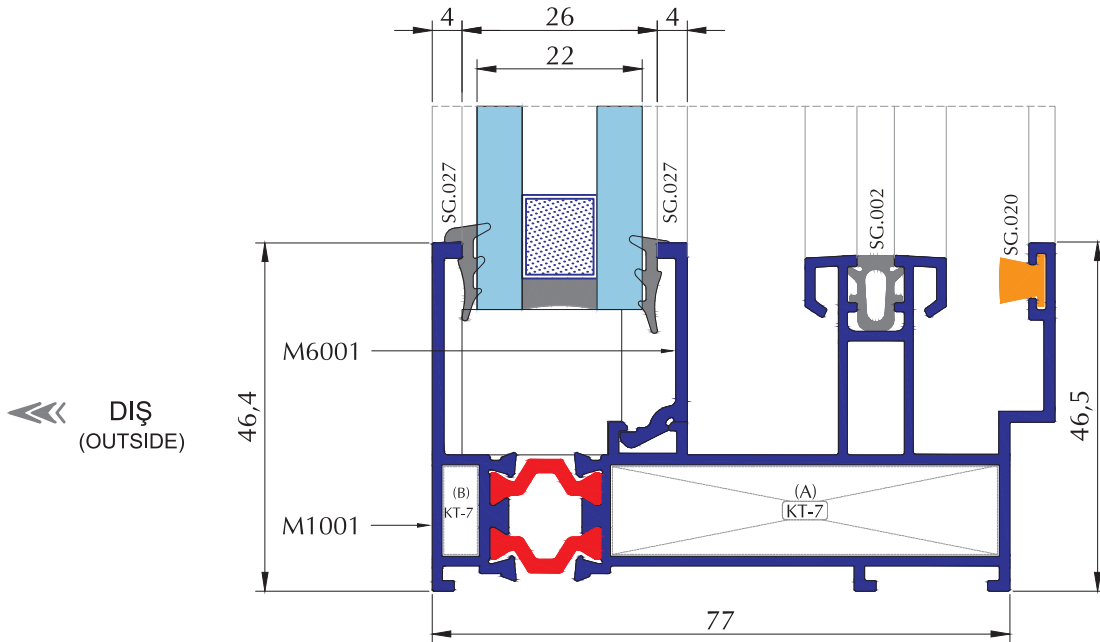
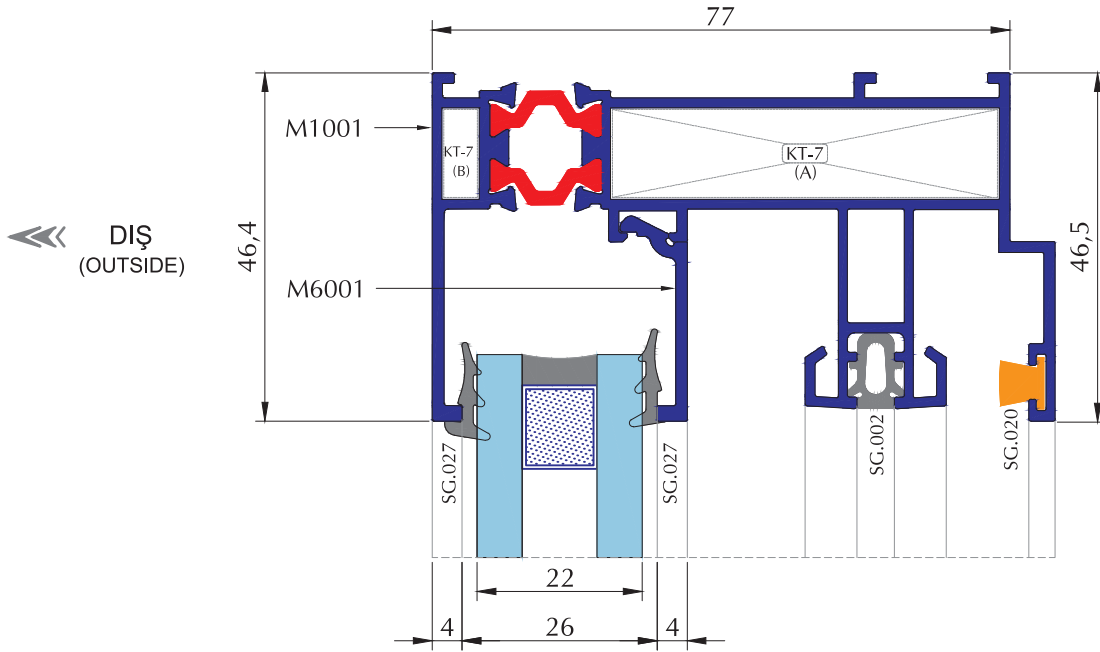
**2** DETAYI  
DETAIL



SİSTEM DETAYLARI SYSTEM DETAILS

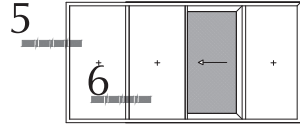


**3** DETAYI  
DETAIL



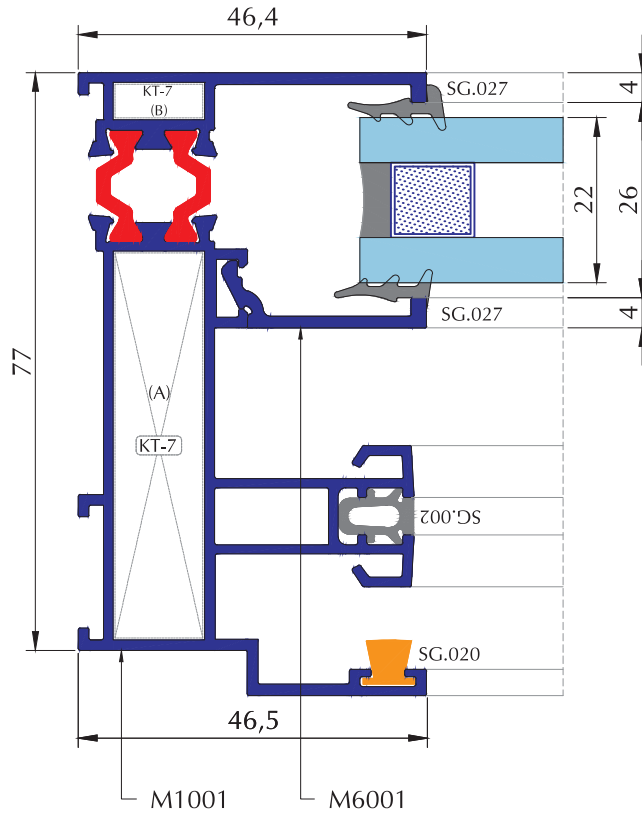
**4** DETAYI  
DETAIL

SİSTEM DETAYLARI SYSTEM DETAILS

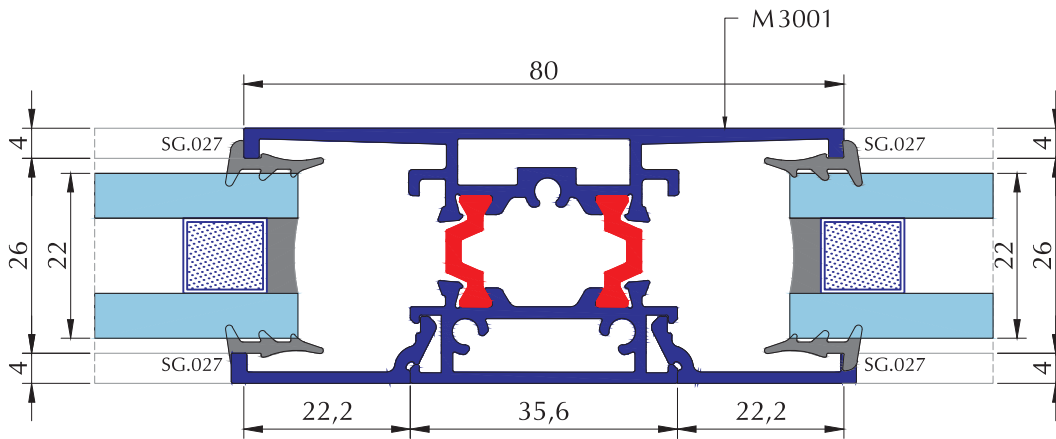


**5** DETAYI  
DETAIL

DIŞ  
(OUTSIDE)



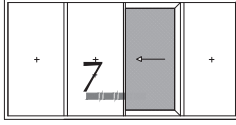
DIŞ  
(OUTSIDE)



**6** DETAYI  
DETAIL

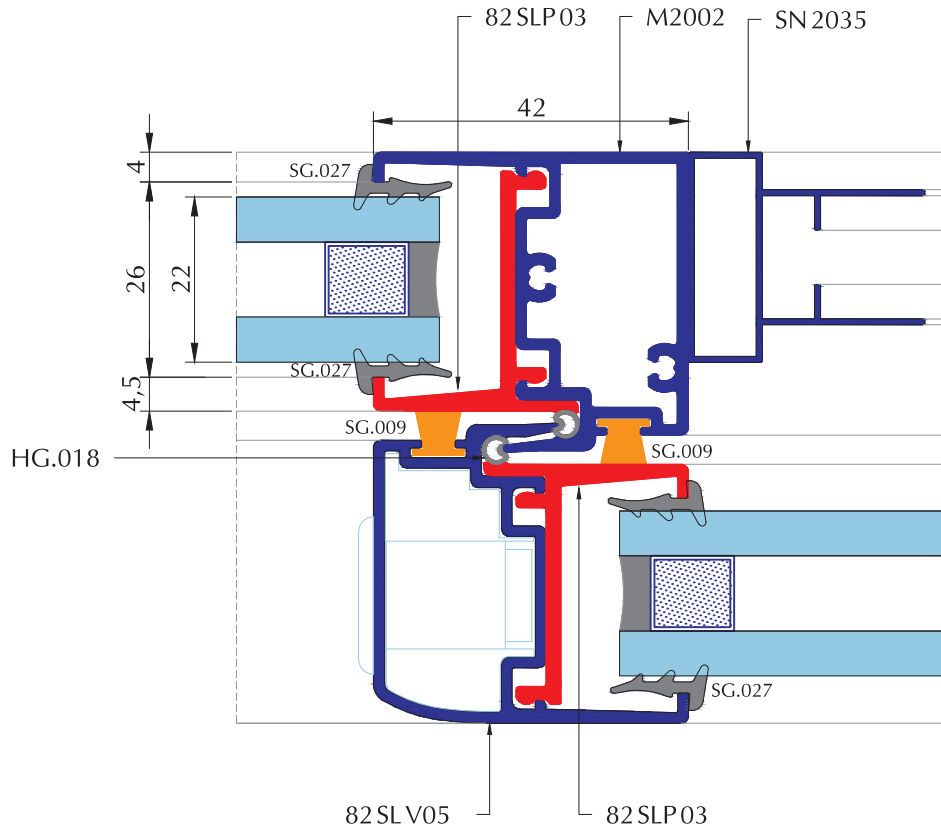
Ölçek: 1/1  
Scale: 1/1

**SİSTEM DETAYLARI SYSTEM DETAILS**

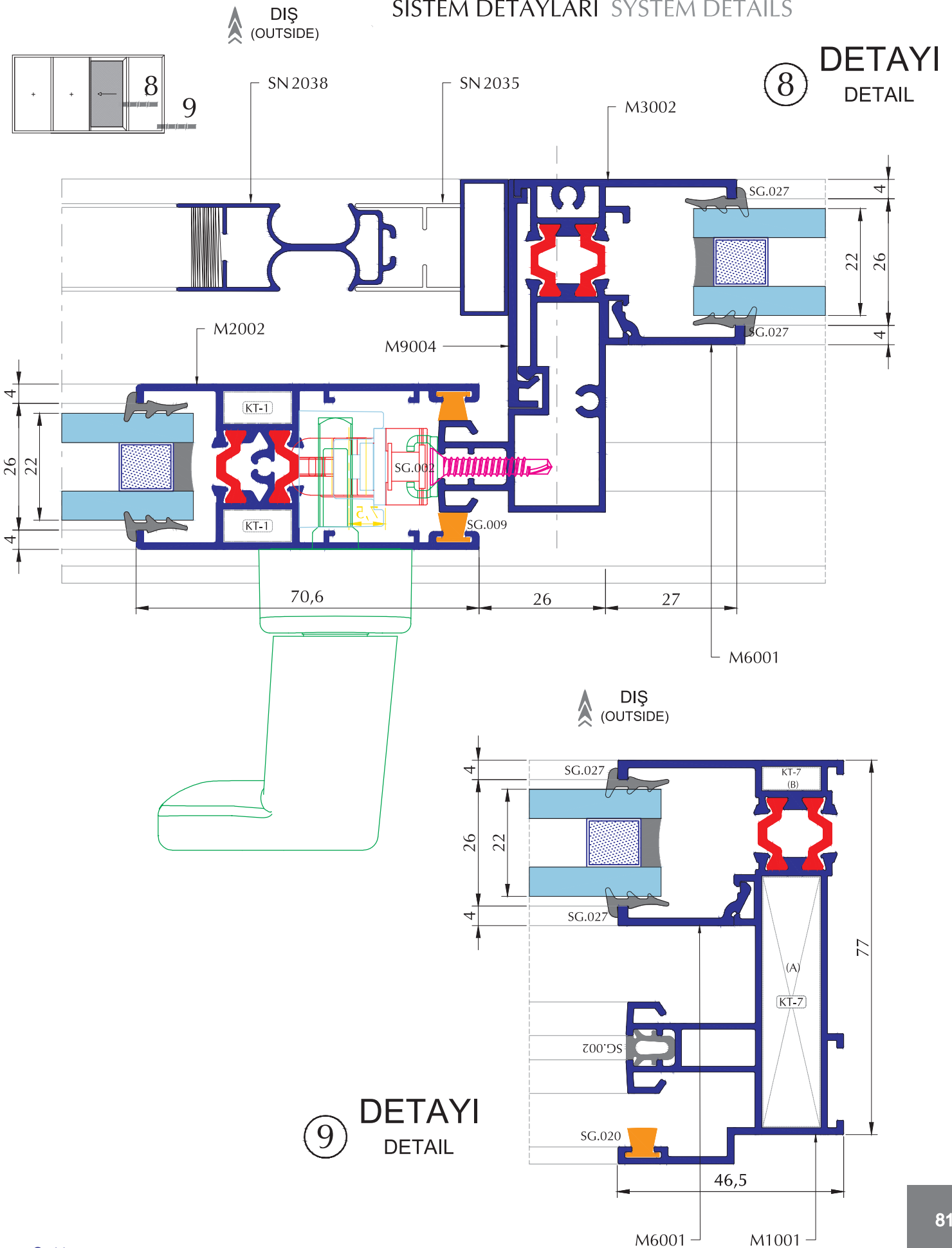


**7 DETAYI**  
DETAIL

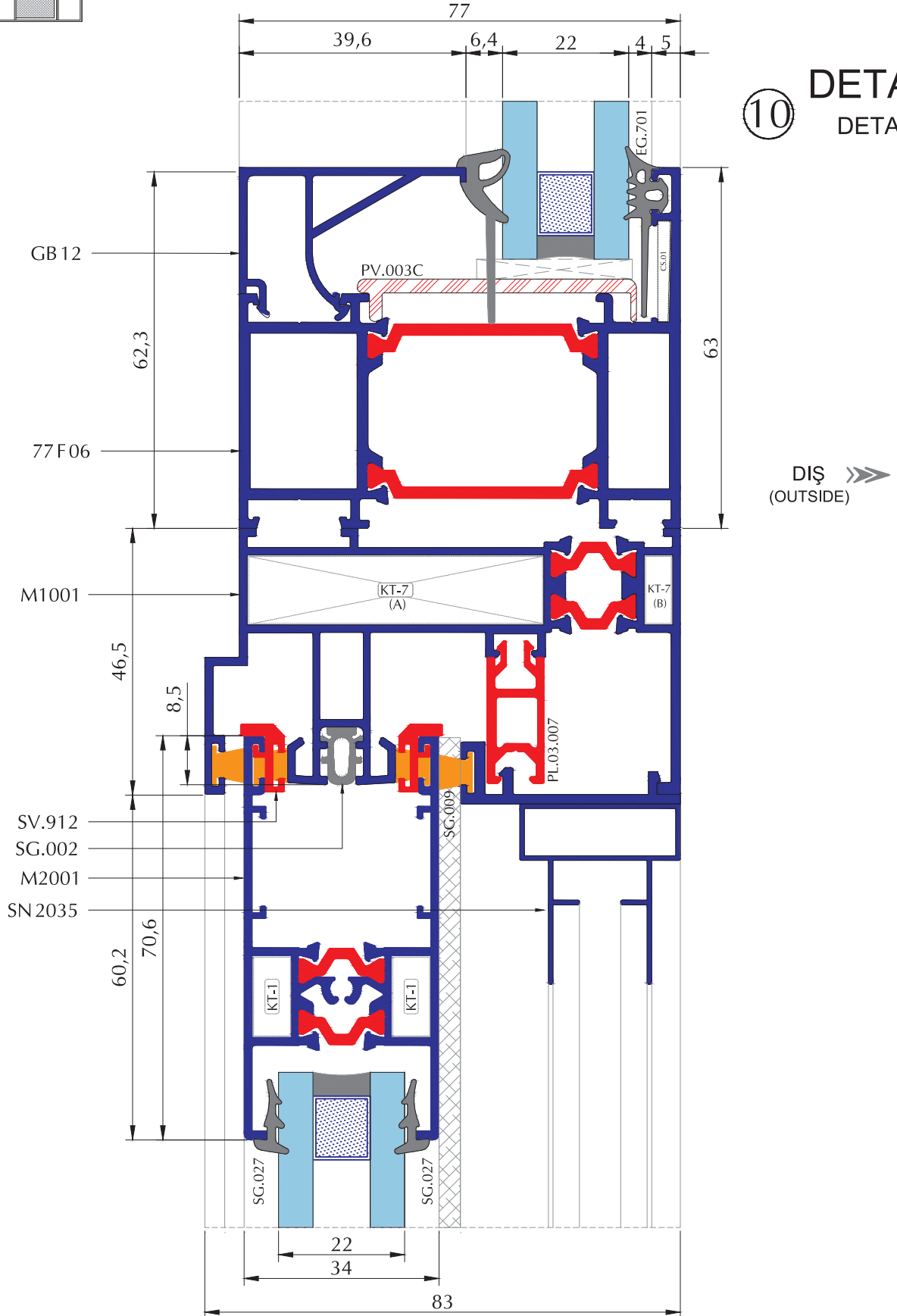
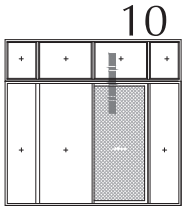
DIŞ  
(OUTSIDE)



SİSTEM DETAYLARI SYSTEM DETAILS

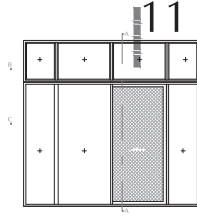


SİSTEM DETAYLARI SYSTEM DETAILS

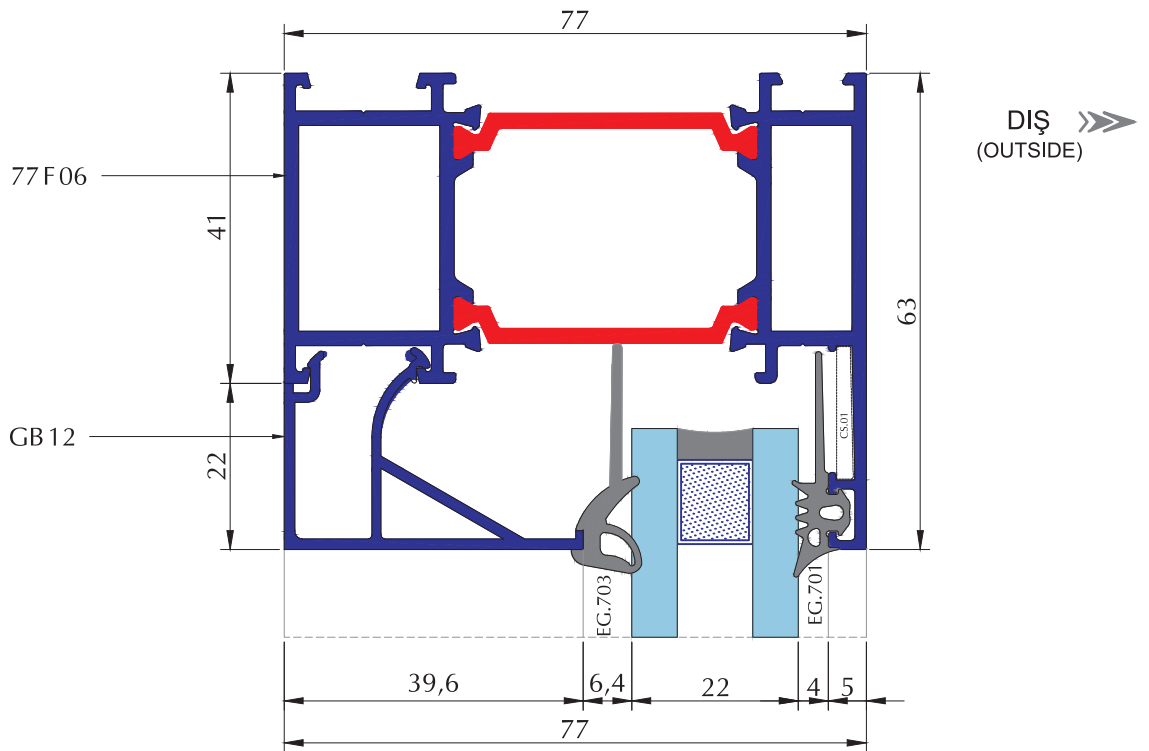


Ölçek: 1/1  
Scale: 1/1

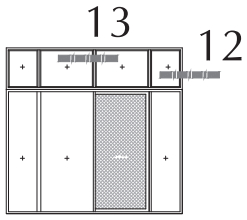
**SİSTEM DETAYLARI SYSTEM DETAILS**



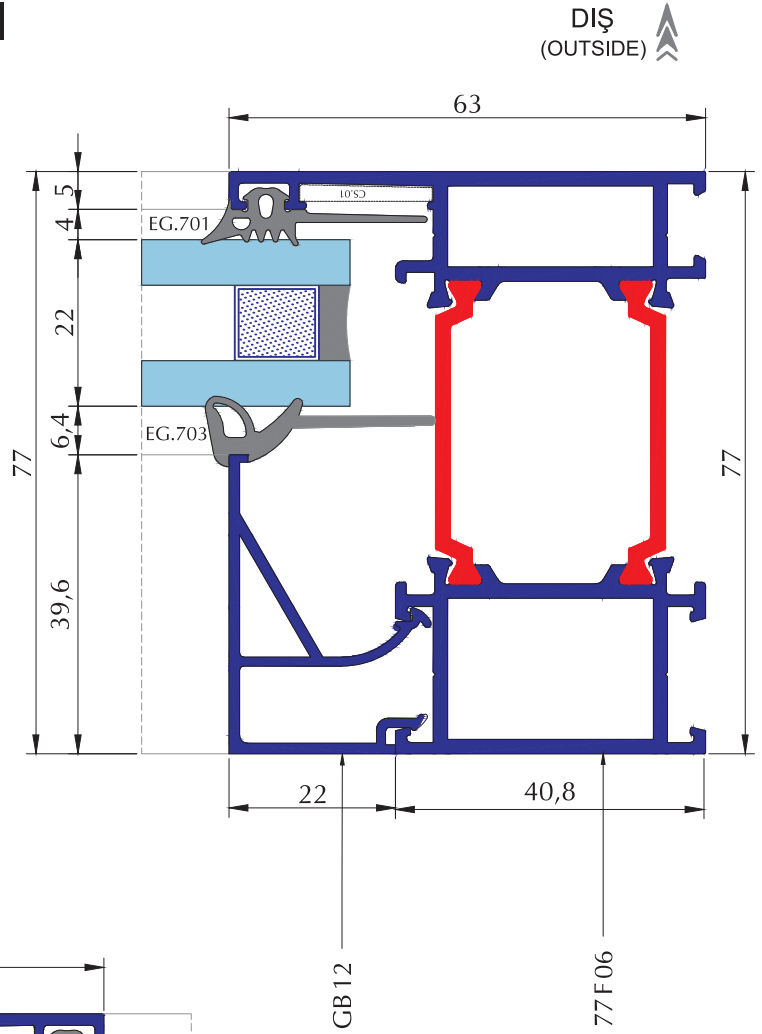
**11 DETAYI**  
DETAIL



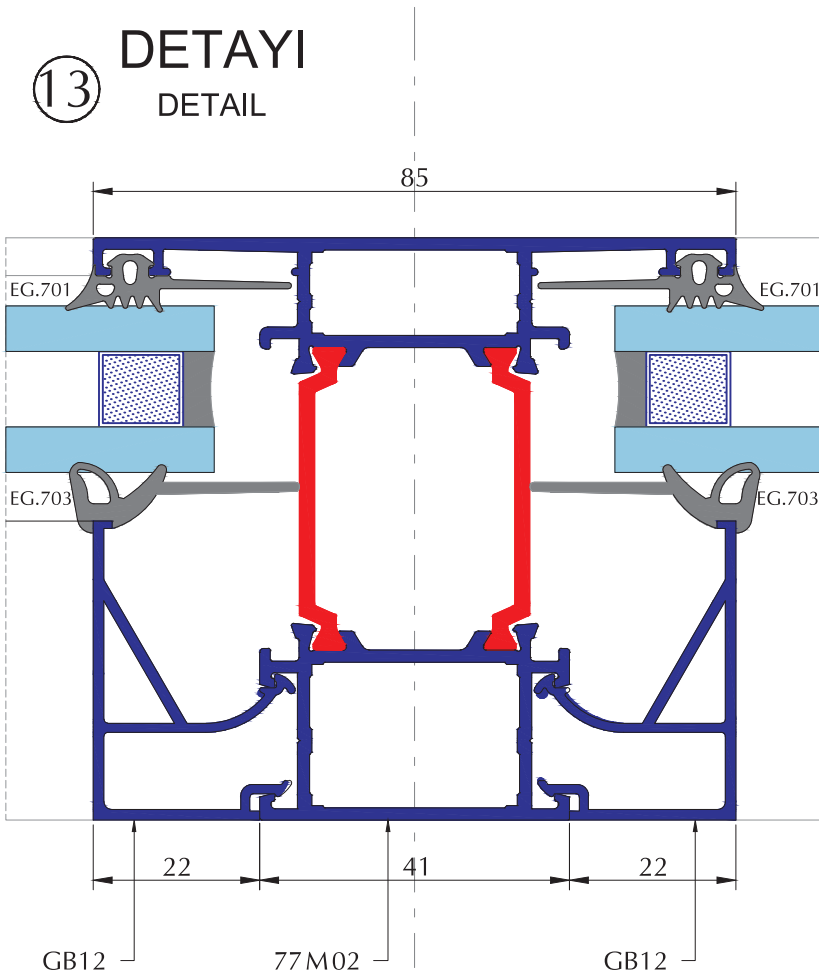
SİSTEM DETAYLARI SYSTEM DETAILS



**12** DETAYI  
DETAIL



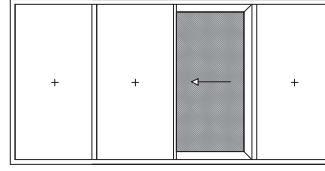
**13** DETAYI  
DETAIL



Ölçek: 1/1  
Scale: 1/1

### PROFİL/PROFILE

ADET Pcs	KOD Code	PROFİL TANIMI Description	KESİM ÖLÇÜSÜ Cutting Dimension	KESİMAÇISI Cutting Angle
2	M1001	Düşey Kasa Pr. (Vertical Frame Pr.)	H	45°/45°
2	M1001	Yatay Kasa Pr. (Horizontal Frame Pr.)	L	45°/45°
1	M2001	Düşey Kanat Pr. (Vertical Vent Pr.)	HS = H - 72,4	90°/90°
2	M2001	Yatay Kanat Pr. (Horizontal Vent Pr.)	Sw = L/4 - 69,2	90°/90°
1	M2002	Orta Kayıt Pr. (Mullion Pr.)	H-36,3	90°/90°
1	M3001	Orta Kayıt Pr. (Mullion Pr.)	H-36,3	90°/90°
1	M3002	Orta Kayıt Pr. (Mullion Pr.)	H-36,3	90°/90°
1	82SL V05	Kenet Pr. (Hook Pr.)	H-72,4	90°/90°
2	M9001	Kasa Kapama Profili (Frame Finishing Profile)	GW=L/4-26	90°/90°
1	M9004	Adaptör (Adapter)	H-36,3	90°/90°
5	M6001	Düşey Cam Çıtası (Vertical Glazing Bad)	H-93	90°/90°
4	M6001	Yatay Cam Çıtası (Horizontal Glazing Bad)	GW1=L/4-32	90°/90°
2	SN2035	Düşey Sineklik Kasa (Vertical Flyscreen Frame)	H-93	90°/90°
2	SN2035	Yatay Sineklik Kasa (Horizontal Flyscreen Frame)	L/4-26	90°/90°
2	SN2038	Düşey Sineklik Kanat (Horizontal Flyscreen Sash)	H-180	90°/90°
1	PL.03.005	İzolator (PVC Insulator)	GW=L/4-26	90°/90°



DIŞ  
(OUTSIDE)

### AKSESUAR/ACCESSORY

ADET Pcs	KOD Code	AKSESUAR TANIMI Description	ADET Pcs	KOD Code	AKSESUAR TANIMI Description
4	SV.002	Cam Takozu 4mm (Glazing Plugs)	1 Tk	SV.77.00	Kenetli Adap. Kapağı (Adapter-Vent Covers)
4	KT-7701 (A)	Köşe Takozu (51,3mm) (Corner Cleats - 51,3mm)	1 Tk	SV.77.01	Kenet Adaptörü (Adapter-Vent)
4	KT-7702 (B)	Köşe Takozu (4,5mm) (Corner Cleats - 4,5mm)	4 Ad	SV.77.03	Kanat Sallantı Engelleyici (Sash Vibration Preventer)
2	SA.77.09	Çift Ayarlı Rulman (SLIDING CARRIAGE ADJUSTING ROLLER)	3	SV.77.04	İspanyolet Yükseltme Parçası (SHIMS FOR MULTIPPOINT LOCKS)
			2	SA.77.008	Kanat Stoplama Adaptörü (Sash Stoper Adapter)
			1	SA.XXX	İspanyolet Takımı (Multipoint Locks)

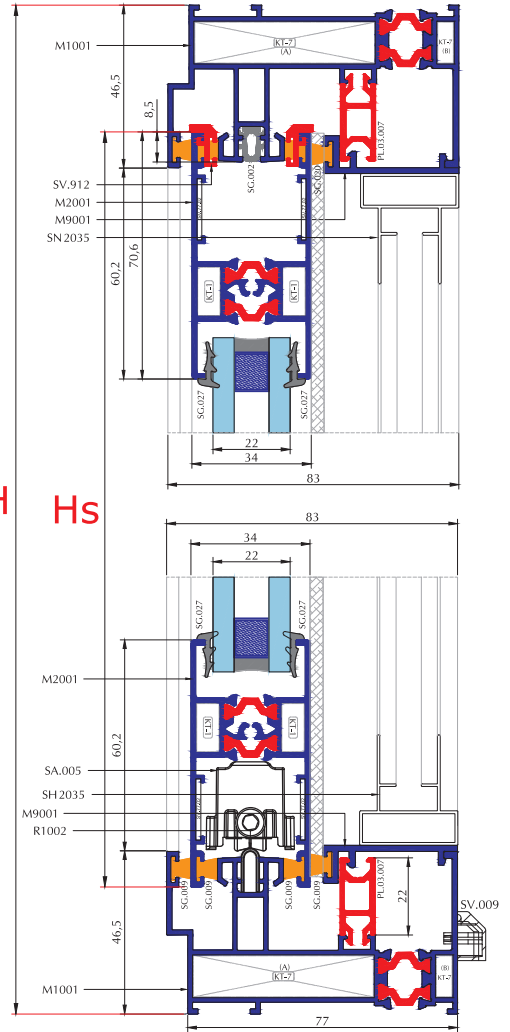
### FİTİLLER/GASKETS

KOD Code	AKSESUAR TANIMI Description	KESİM ÖLÇÜSÜ Cutting Dimension
SG.002	Ray Fıtlı (Rail Gasket)	3xH + Lx1
SG.009	Fırça Fıtlı (Sealing Brush)	Lx8 + Hx6
SG.003	Cam Fıtlı (Glass Gasket)	Hx16 + Lx4
HG.018	Kenet Fıtlı (Glass Gasket)	Hx2

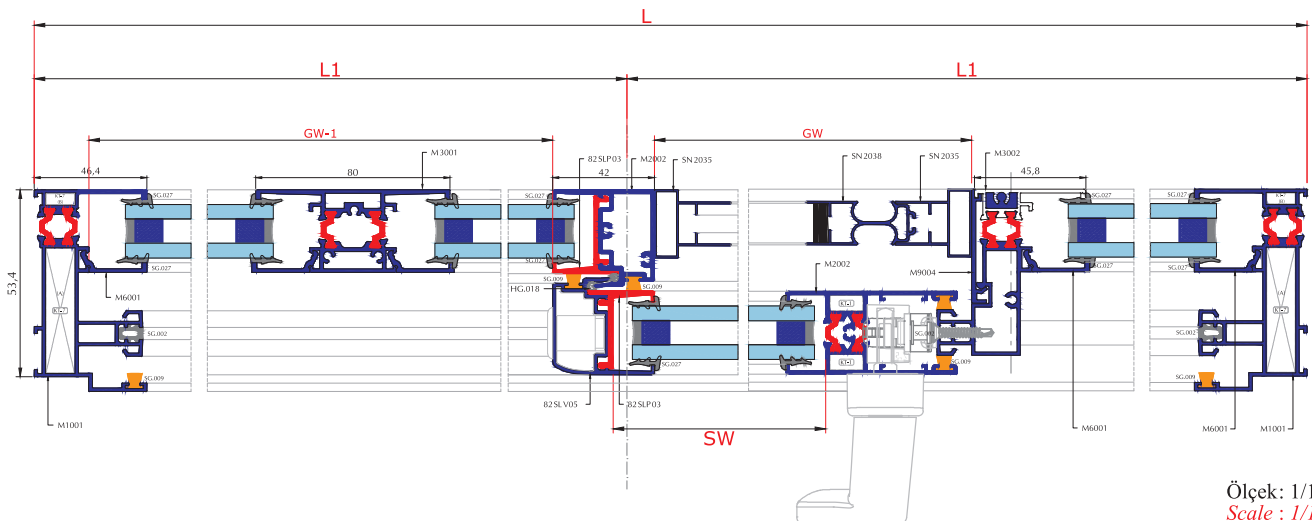
Tahliye tapası 500mm'de bir.  
Draining slot at every 500mm

Cam kesim ölçüsü (Glass Cutting Size)  
Düşey Kanat (Vertical Sash) = H-196mm  
Yatay Kanat (Horizontal Sash) = L/4-82mm

Cam kesim ölçüsü Sabit (Glass Cutting Size Fixed)  
Düşey Kasa (Vertical Fixed) = H-76mm  
Yatay Kanat (Horizontal Fixed) = L/4-62mm

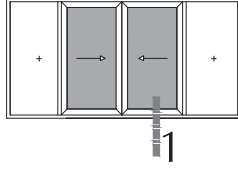


DIŞ  
(OUTSIDE)

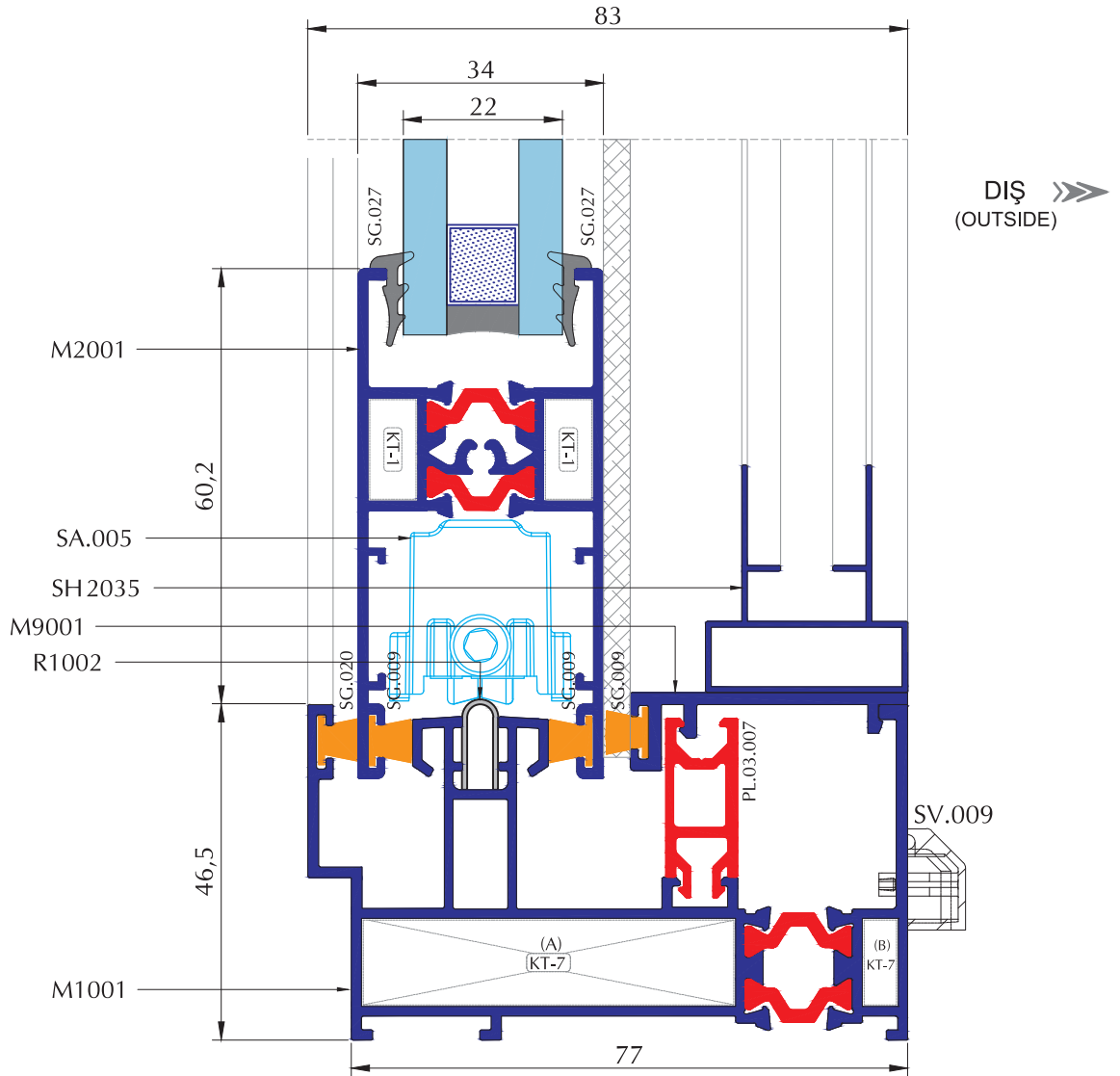


Ölçek: 1/1  
Scale: 1/1

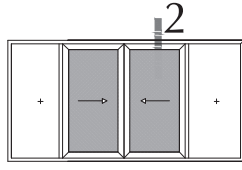
**SİSTEM DETAYLARI SYSTEM DETAILS**



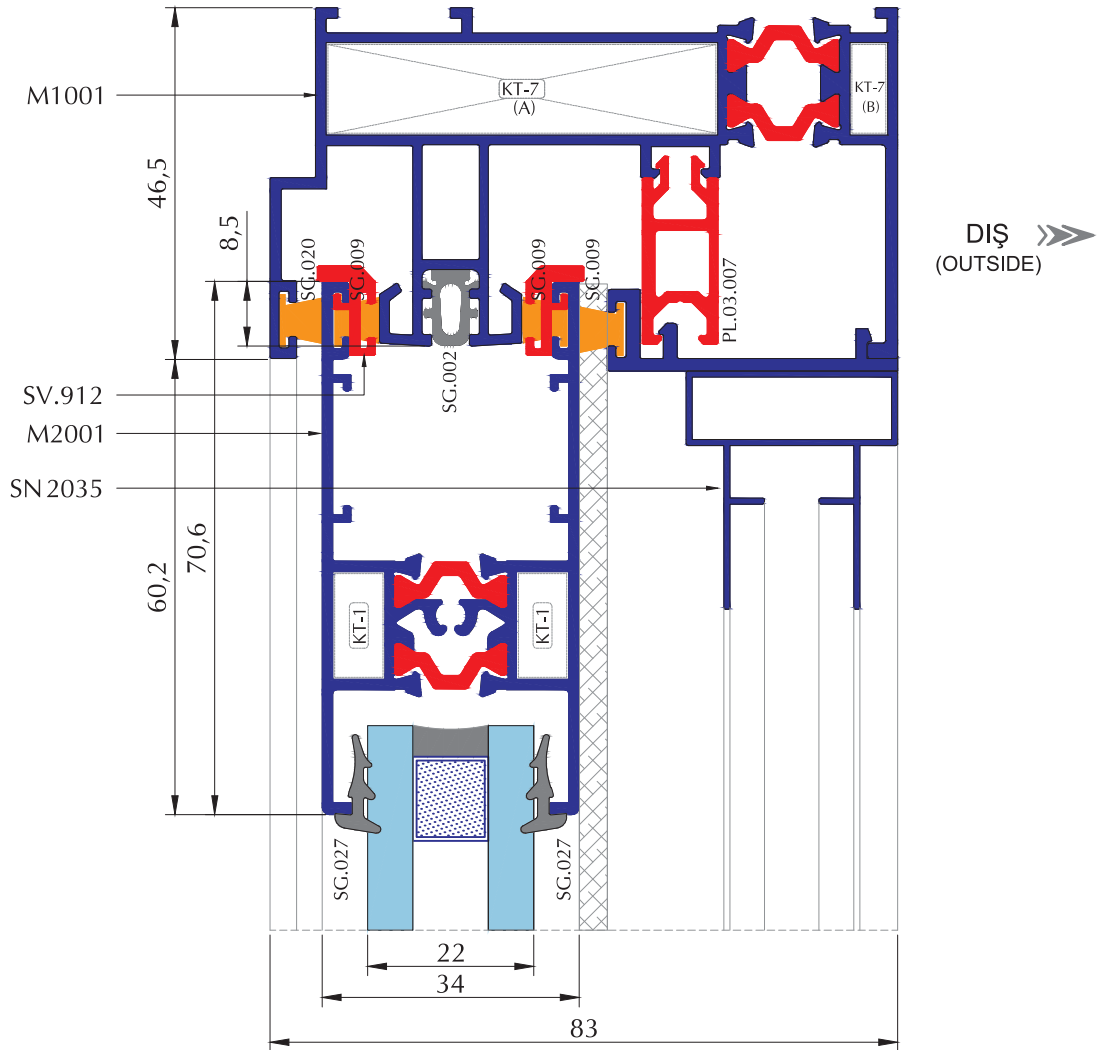
**1 DETAYI**  
DETAIL



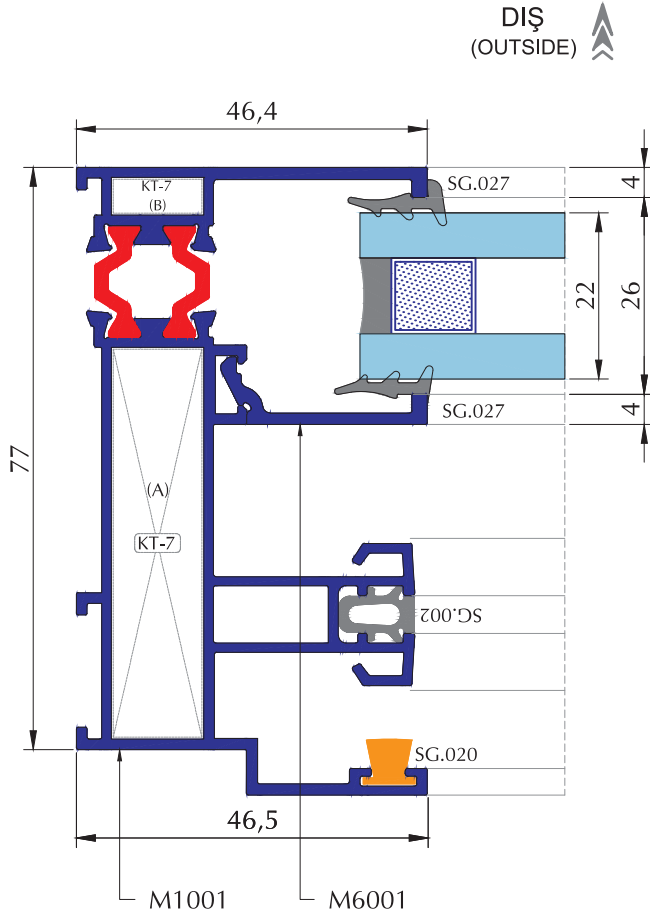
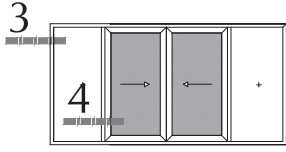
SİSTEM DETAYLARI SYSTEM DETAILS



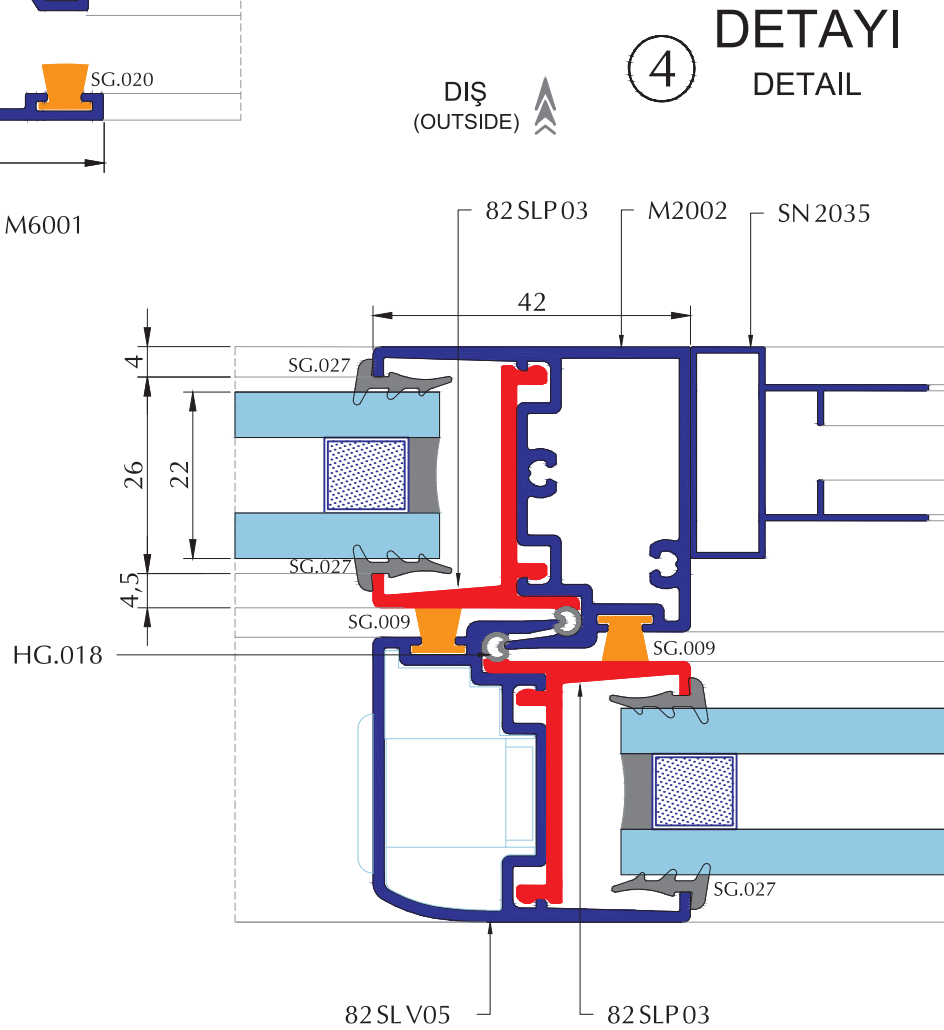
**2** DETAYI  
DETAIL



SİSTEM DETAYLARI SYSTEM DETAILS

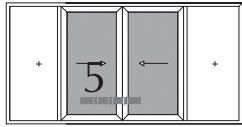


**3** DETAYI  
DETAIL



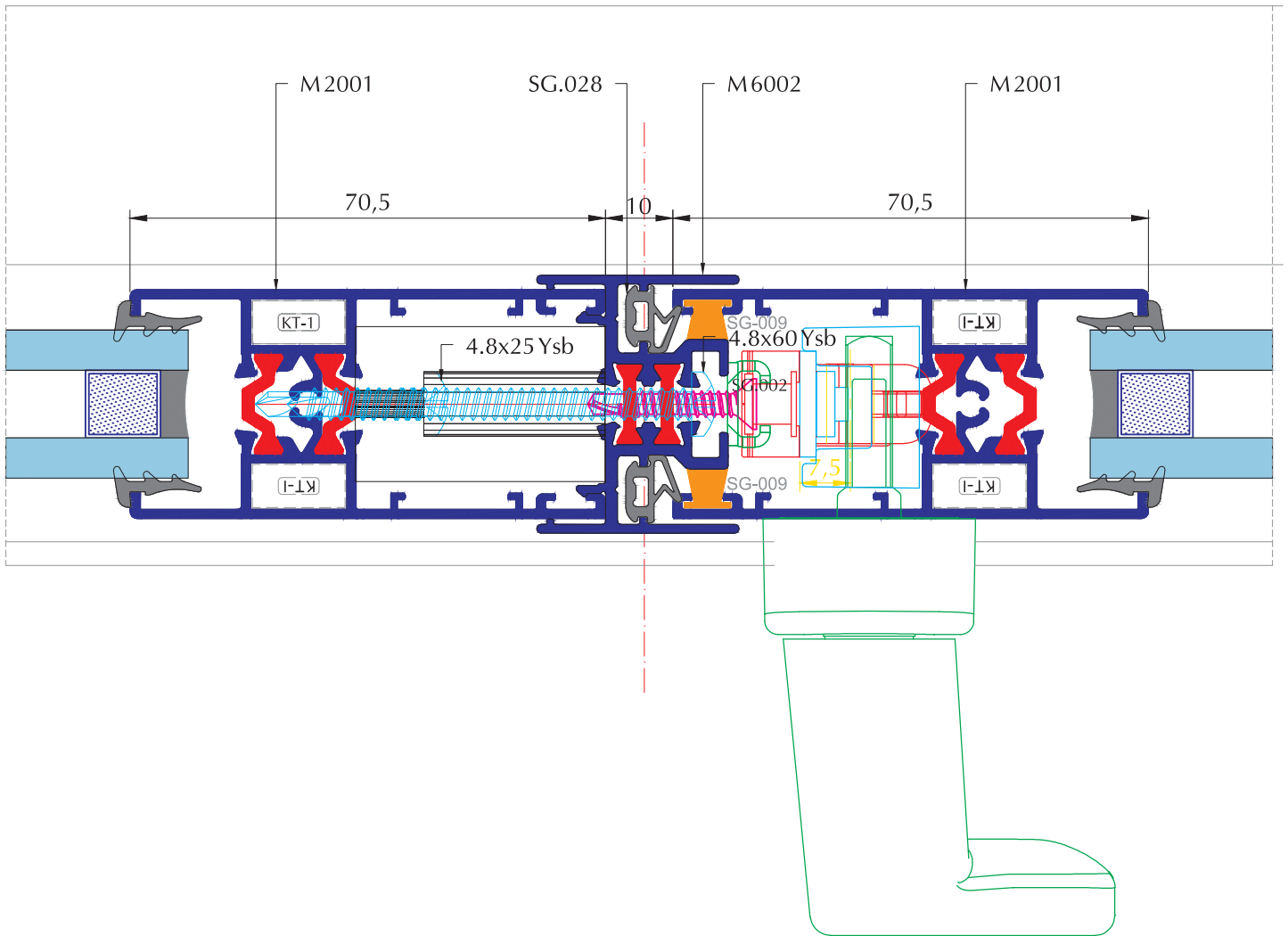
**4** DETAYI  
DETAIL

**SİSTEM DETAYLARI SYSTEM DETAILS**



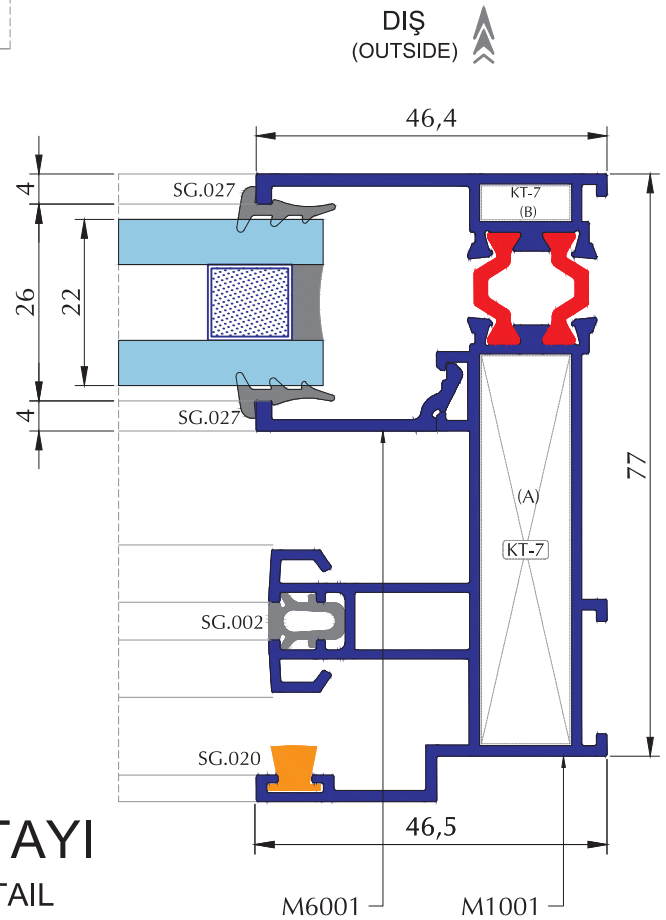
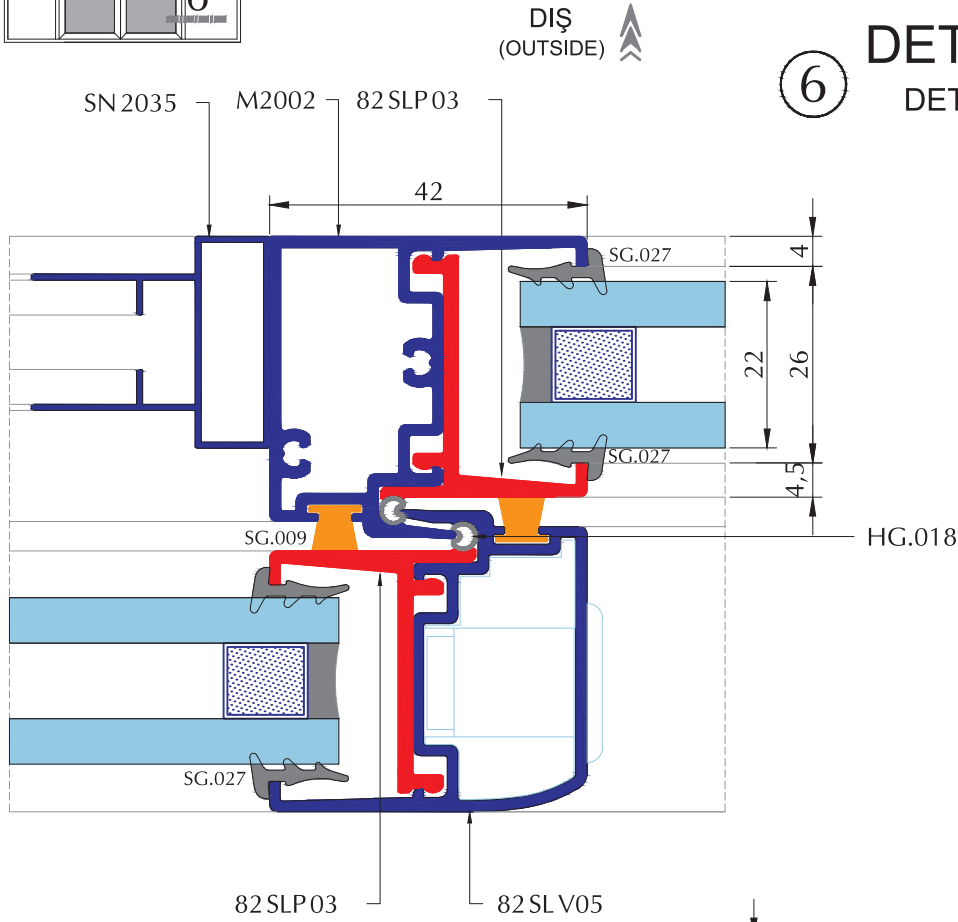
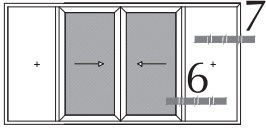
DIŞ  
(OUTSIDE) ↑

**5 DETAYI**  
DETAIL



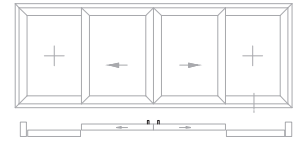
Ölçek: 1/1  
Scale: 1/1

SİSTEM DETAYLARI SYSTEM DETAILS



#### PROFIL/PROFILE

ADET Pcs	KOD Code	PROFIL TANIMI Description	KESİM ÖLÇÜSÜ Cutting Dimension	KESİMAÇISI Cutting Angle
2	M1001	Düsey Kasa Pr. (Vertical Frame Pr.)	H	45°/45°
2	M1001	Yatay Kasa Pr. (Horizontal Frame Pr.)	L	45°/45°
2	M2001	Düsey Kanat Pr. (Vertical Vent Pr.)	HS = H - 72,4	90°/90°
4	M2001	Yatay Kanat Pr. (Horizontal Vent Pr.)	Sw = L1 - 64	90°/90°
2	M2002	Orta Kayıt Pr. (Mullion Pr.)	H-36,3	90°/90°
2	82 SL V05	Kenet Pr. (Hook Pr.)	H-72,4	90°/90°
2	M9001	Kasa Kapama Profili (Frame Finishing Profile)	L/2-83	90°/90°
2	M6001	Düsey Cam Çıtası (Vertical Glazing Bad)	H-93	90°/90°
4	M6001	Yatay Cam Çıtası (Horizontal Glazing Bad)	L1-2	90°/90°
2	PL.03.005	İzolatör (PVC Insulator)	L/2-83	90°/90°



DIŞ  
(OUTSIDE)

#### AKSESUAR/ACCESSORY

ADET Pcs	KOD Code	AKSESUAR TANIMI Description	ADET Pcs	KOD Code	AKSESUAR TANIMI Description
8	SV.002	Cam Takozu 4 mm (Glazing Plugs)	4 Ad	SV.77.00	Kenetli Adap. Kapağı (Adapter-Vent Covers)
4	KT-7701 (A)	Köşe Takozu (51,3 mm) (Corner Cleats-51,3mm)	4 Ad	SV.77.01	Kenet Adaptörü (Adapter-Vent)
4	KT-7702 (B)	Köşe Takozu (4,5 mm) (Corner Cleats-4,5mm)	8 Ad	SV.77.03	Kanat Sallantı Engelleyici (Sash Vibration Preventer)
4	SA.77.09	Çift Ayarlı Rulman (SLIDING CARRIAGE ADJUSTING ROLLER)	3	SV.77.04	İspanyolet Yükseltme Parçası (SHIMS FOR MULTIPOINT LOCKS)
			2	SA.77.008	Kanat Stoplama Adaptörü (Sash Stoper Adapter)
			1	SA.XXX	İspanyolet Takımı (Multipoint Locks)

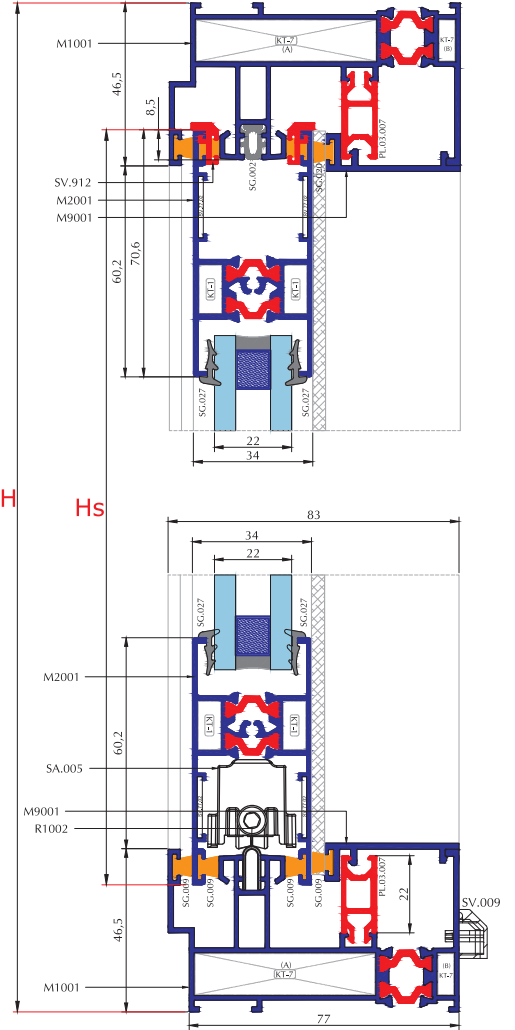
#### FİTİLLER/GASKETS

KOD Code	AKSESUAR TANIMI Description	KESİM ÖLÇÜSÜ Cutting Dimension
SG.002	Ray Fıtlı (Rail Gasket)	2xH + Lx1
SG.009	Fırça Fıtlı (Sealing Brush)	Lx8 + Hx8
SG.003	Cam Fıtlı (Glass Gasket)	Hx16 + L1x8
HG.018	Kenet Fıtlı (Glass Gasket)	Hx4

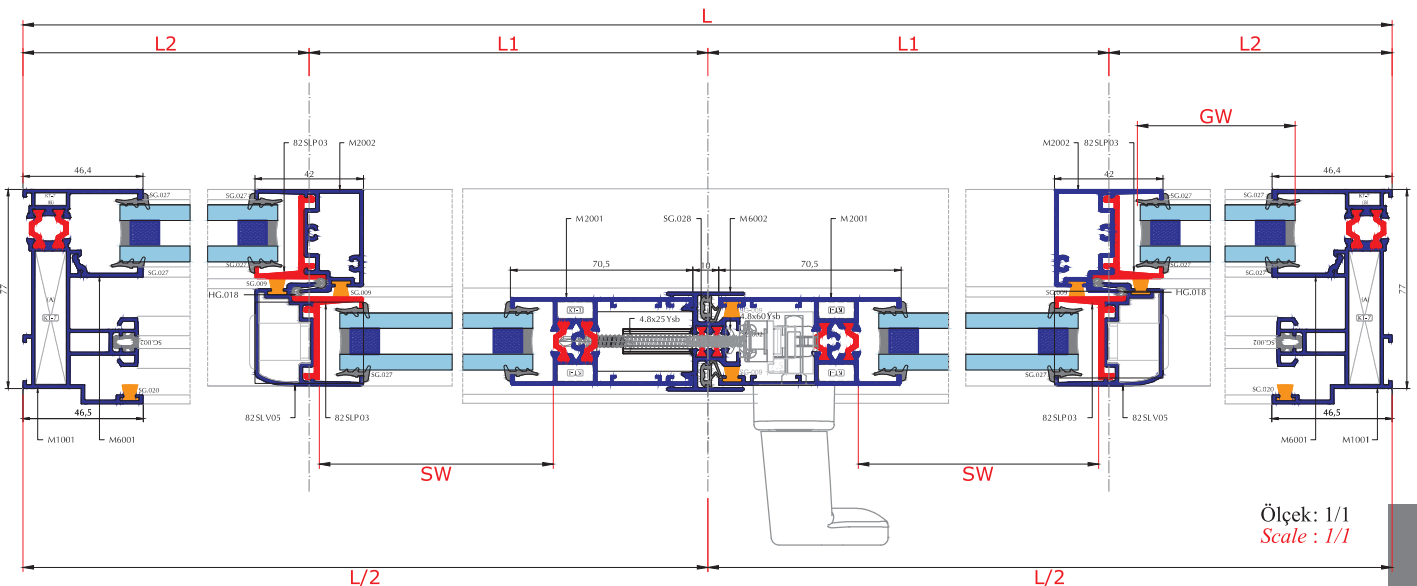
Tahliye tapası 500mm'de bir,  
Draining slot at every 500mm

Cam kesim ölçüsü (Glass Cutting Size)  
Düsey Kanat (Vertical Sash) = H-196 mm  
Yatay Kanat (Horizontal Sash) = L1-79 mm

Cam kesim ölçüsü Sabit (Glass Cutting Size Fixed)  
Düsey Kasa (Vertical Fixed) = H-76 mm  
Yatay Kanat (Horizontal Fixed) = L2-49 mm


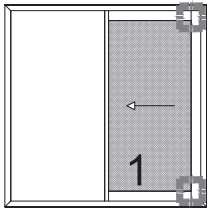


DIŞ  
(OUTSIDE)

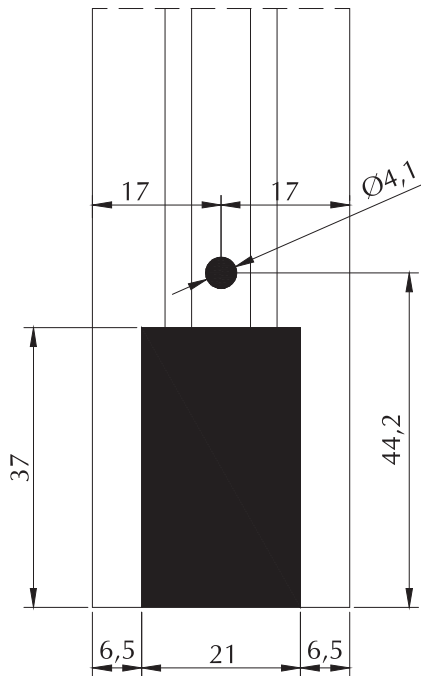

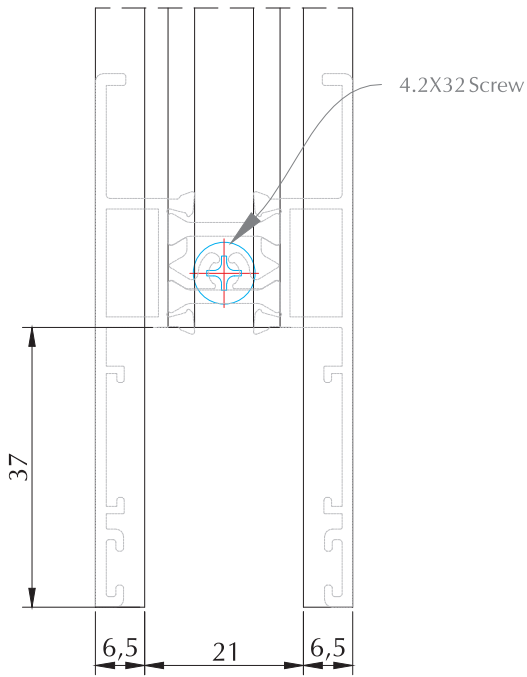


Ölçek: 1/1  
Scale: 1/1

90° BAĞLANTI DETAYI CORNER ASSEMBLY DETAIL IN 90°


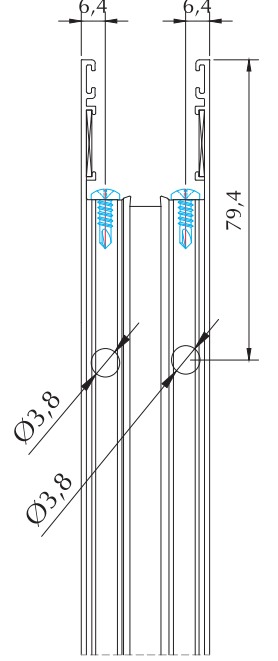
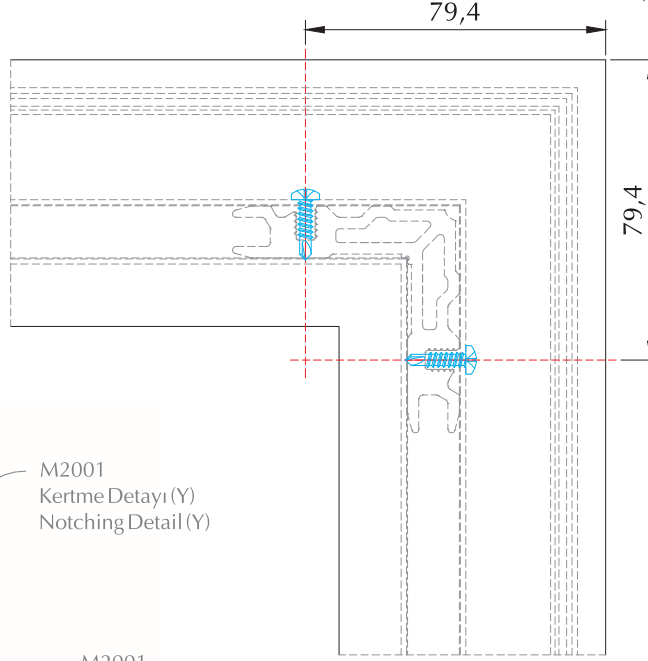
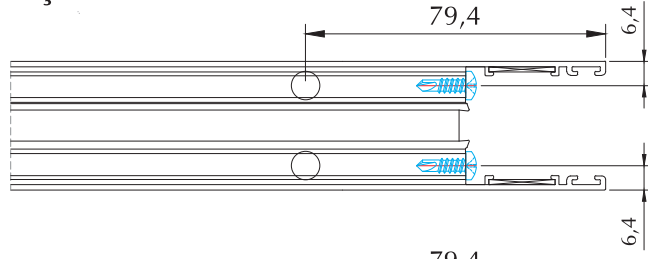
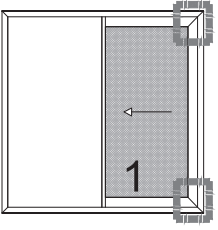


KERTME DETAYI (Y)  
Notching detail



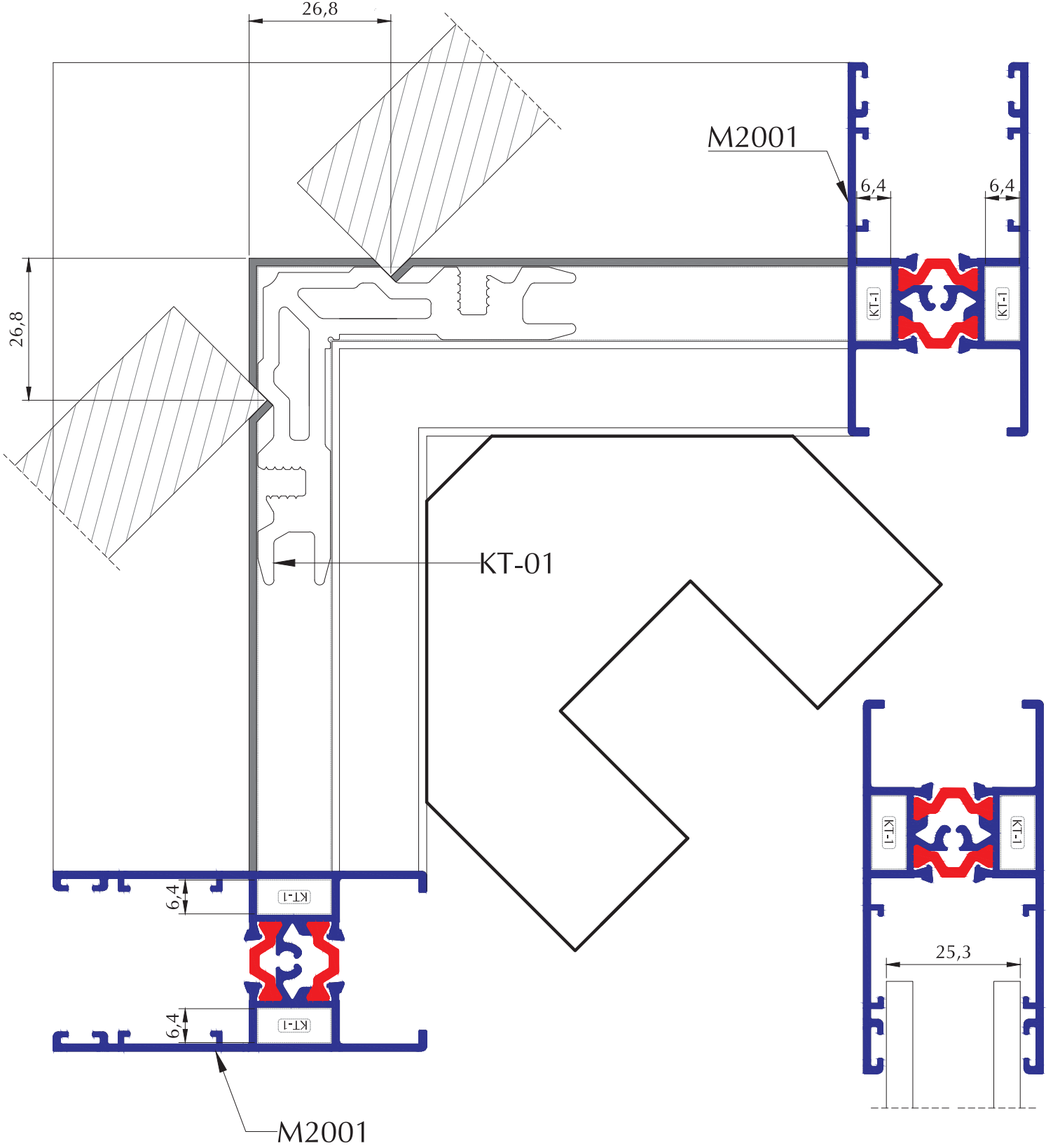
KERTME DETAYI (D)  
Notching detail

45° VİDALI KÖŞE BAĞLANTI DETAYI SCREW CORNER ASSEMBLY 45°



- \* KESİM YÜZEYLERİ UYGUN YAĞ SÖKÜCÜ İLE TEMİZLENMELİ
- \* KESİM YÜZELERİNE VE ODACIKLARA EPOKSİ MALZEMESİ SÜRÜLMELİ
- \* KÖŞE BİRLEŞİM İÇİN VIDA DELİKLERİNİ ÖLÇÜYE UYGUN AÇIN
- \* KÖŞE DESTEĞİNİ YERLEŞTİRİN ve ÇERÇEVİYİ BİRLEŞTİRİN
- \* VIDALAMA İŞLEMİNİ TAMAMLAYIN
- \* CUTTING SURFACES SHOULD BE CLEANED WITH APPROPRIATE DEGREASER
- \* EPOXY MATERIAL SHOULD BE APPLIED TO THE CUTTING FACES AND CHAMBERS
- \* SLIDE IN THE CORNER BRACKET
- \* JOIN THE FRAME
- \* VIDALAMA İŞLEMİNİ TAMALAYIN

45° KANAT KÖŞE BAĞLANTI DETAYI PRESS CORNER ASSEMBLY



Profil Kod	Kesim Ölçüsü A	Boy Sipariş Kodu	Parça Sipariş Kodu
M2001	6,4 mm	KT01	KT-7710

PRES İŞLEMİNDEN SONRA DELİKLER MASTİKLE KAPATILMALIDIR.  
AFTER THE PRESSING PROCESS, THE HOLES SHOULD BE COVERED WITH MASTIC.  
EPOKSİ SERTLEŞENE KADAR ÇERÇEVELERİ YATAY VE DÜZ BİR ALANDA İSTİFLEYİN.  
STACK FRAMES IN A HORIZONTAL AND FLAT AREA UNTIL THE EPOXY HAS CURED.

KASA TAKOZU CLEATS



Profil Kod	Kesim Ölçüsü A	Boy Sipariş Kodu	Parça Sipariş Kodu	Kesim Ölçüsü B	Boy Sipariş Kodu	Parça Sipariş Kodu
------------	-------------------	---------------------	-----------------------	-------------------	---------------------	-----------------------

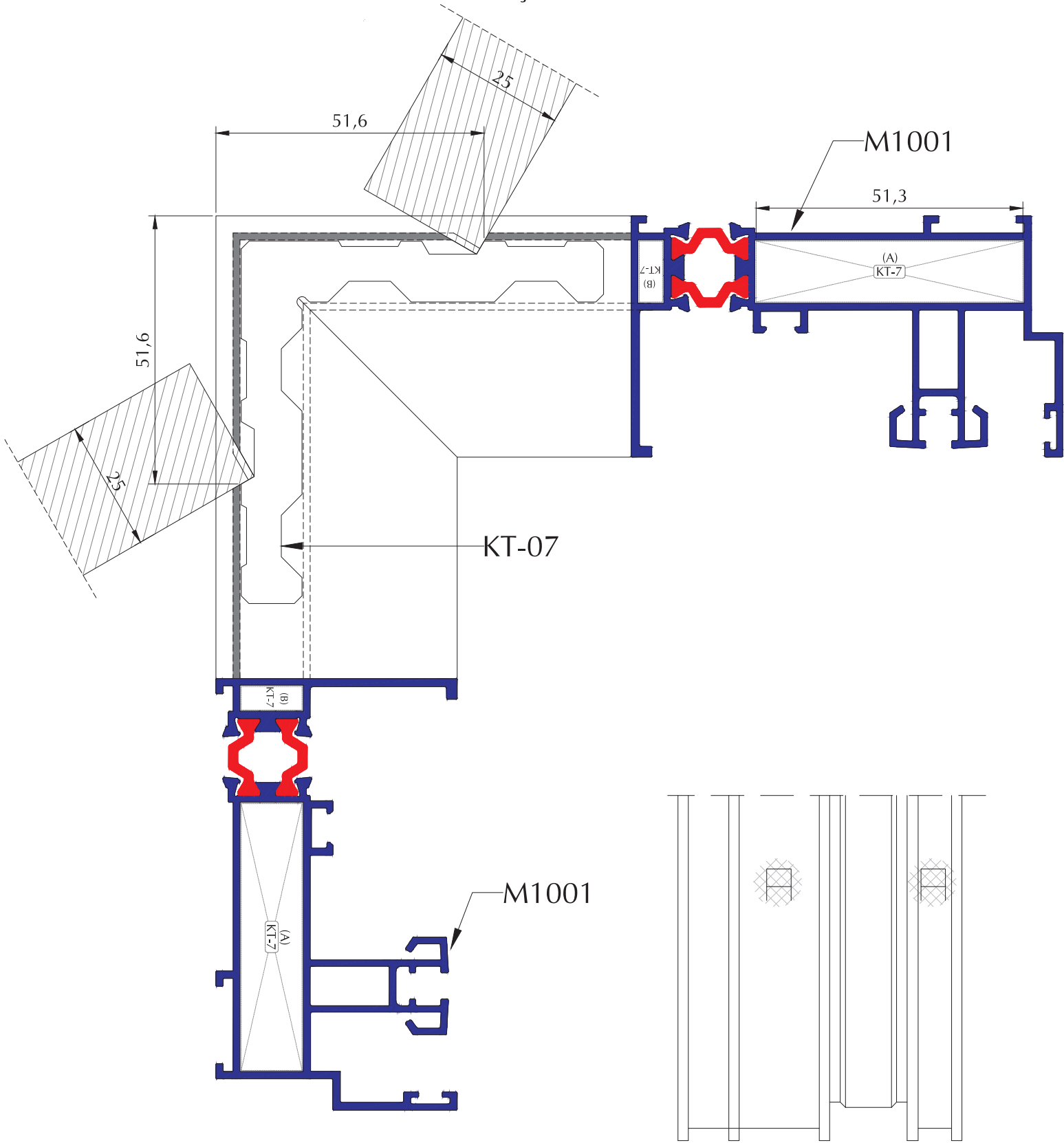
M1001	51,3mm	KT07	KT-7701	4,5 mm	KT07	KT-7702
-------	--------	------	---------	--------	------	---------

Profil Kod	Kesim Ölçüsü A	Boy Sipariş Kodu	Parça Sipariş Kodu
------------	-------------------	---------------------	-----------------------

M2001	6,4 mm	KT01	KT-7710
-------	--------	------	---------


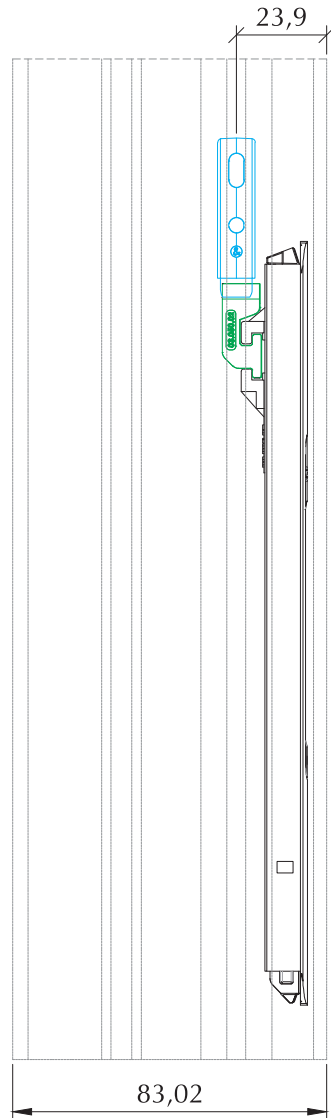
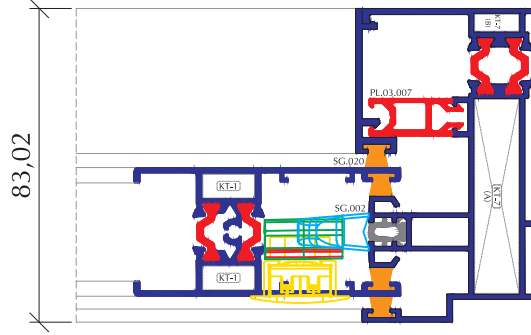
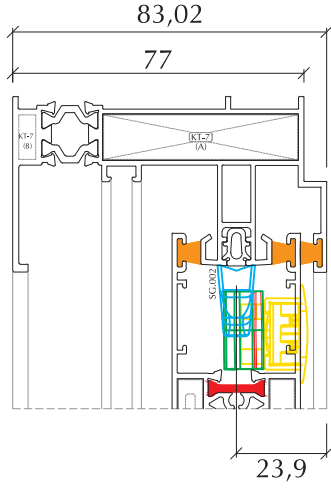
- \* KESİM YÜZEYLERİ UYGUN SOLVENT İLE TEMİZLENMELİ
- \* CUT SURFACES MUST BE CLEANED WITH APPROPRIATE SOLVENT
- \* PROFİL ODACIKLARINA EPOKSİ MALZEMESİ SÜRÜLMELİ
- \* EPOXY MATERIAL MUST BE APPLIED TO THE PROFILE CHAMBERS
- \* PRES BASILDIKTAN SONRA DIŞARIYA TAŞAN FAZLA YAPIŞTIRICI TEMİZLENMELİ
- \* AFTER THE PRESS IS PRESSED, EXCESS ADHESIVE OVERFLOW MUST BE CLEANED.
- \* ÇONTALAR İÇİN TEMİZ TEMAS YÜZEYLERİNE DİKKAT EDİN .
- \* PAY ATTENTION TO CLEAN CONTACT SURFACES FOR GASKETS .

**KASA KÖŞE PRES DETAYI PRESS CORNER ASSEMBLY**

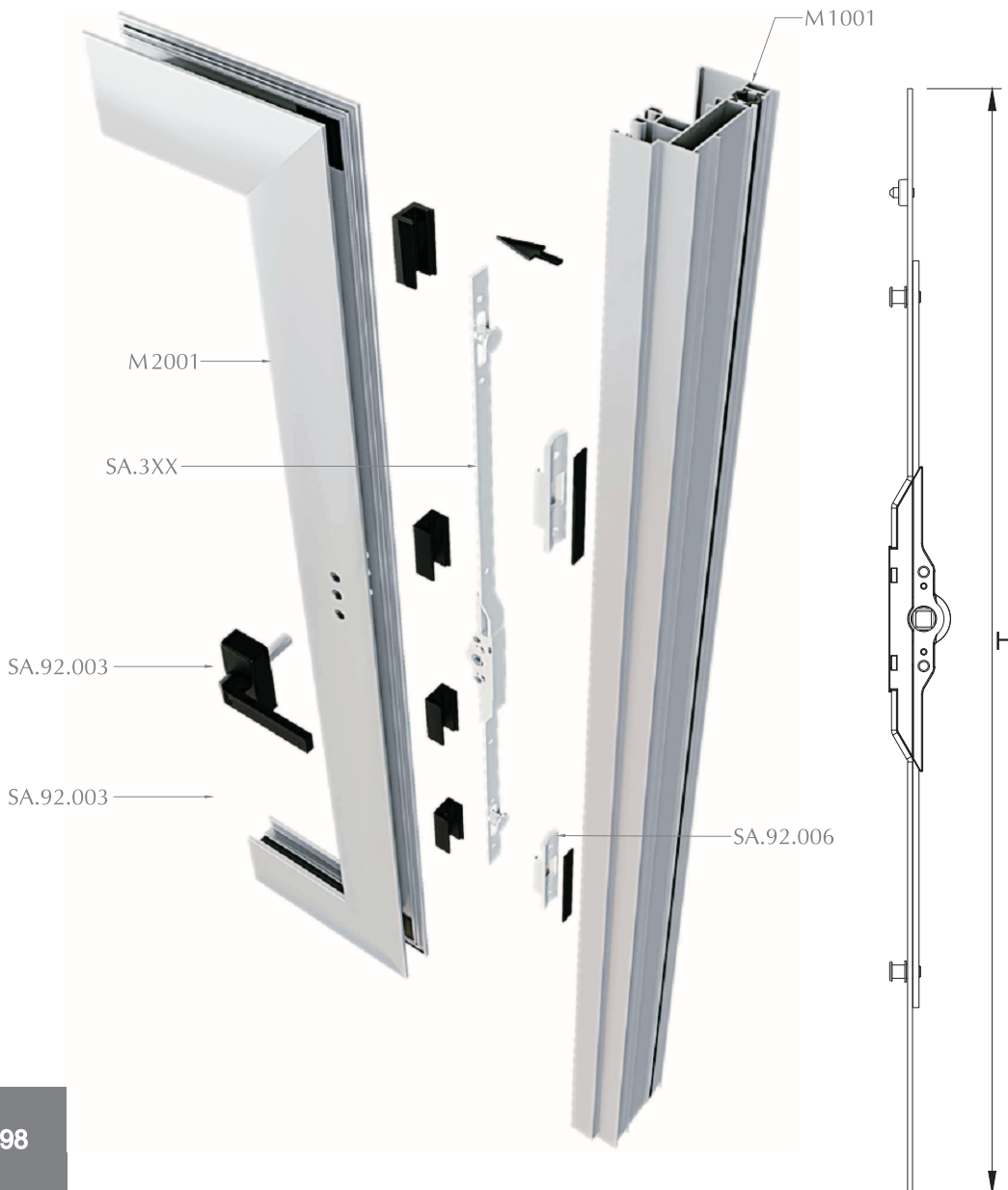
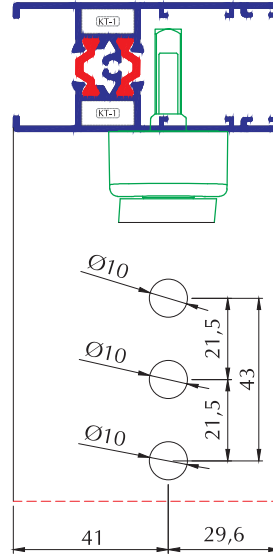
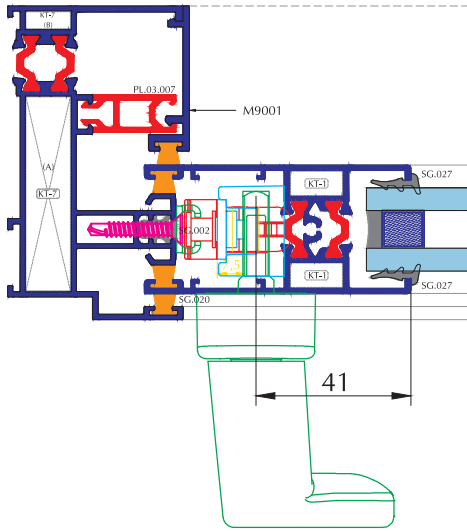


- \* PRES İŞLEMİNDEN SONRA DELİKLER MASTİKLE KAPATILMALIDIR.
- \* AFTER THE PRESSING PROCESS, THE HOLES SHOULD BE COVERED WITH MASTIC.
- \* EPOKSİ SERTLEŞENE KADAR ÇERÇVELERİ YATAY VE DÜZ BİR ALANDA İSTİFLEYİN.
- \* STACK FRAMES IN A HORIZONTAL AND FLAT AREA UNTIL THE EPOXY HAS CURED.

**HAVUZ KOL KERTME DETAYI MACHINING DETAIL**

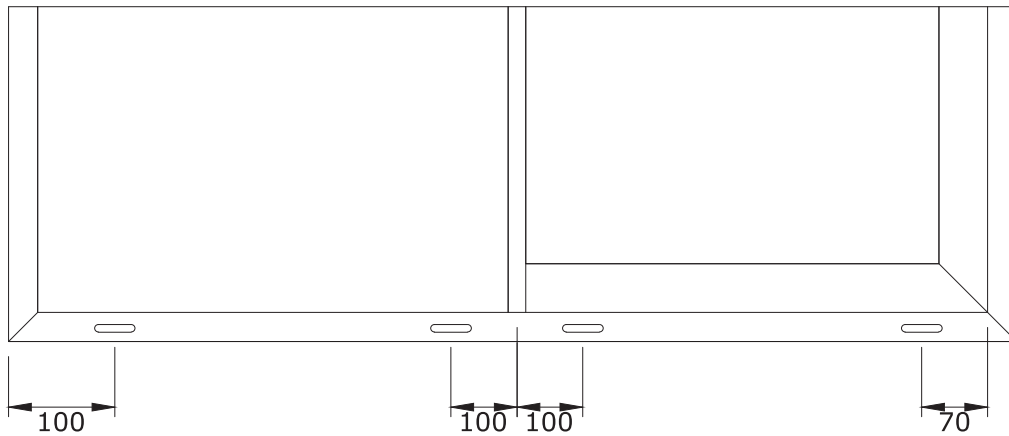
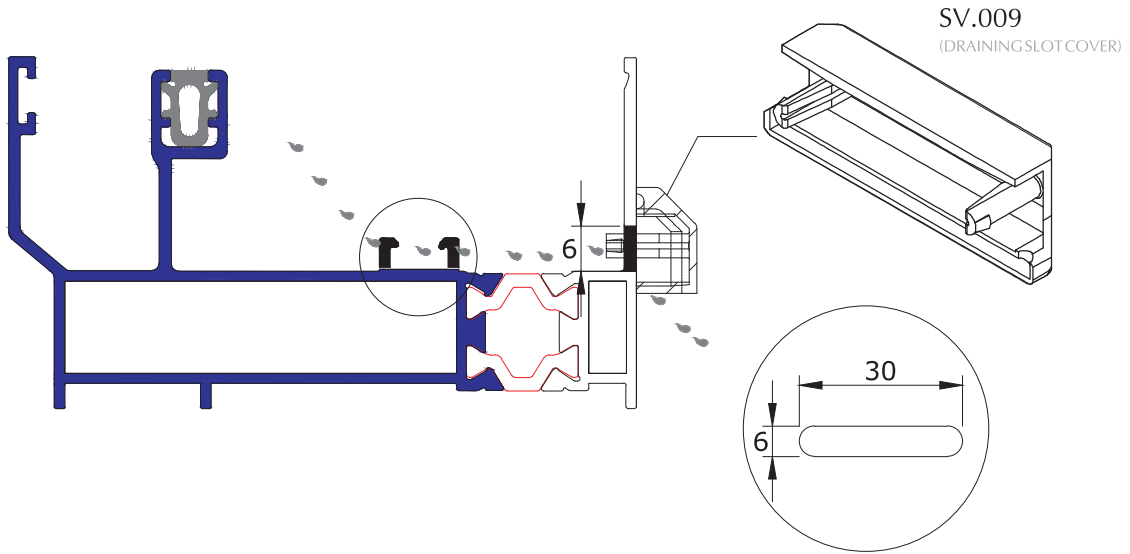
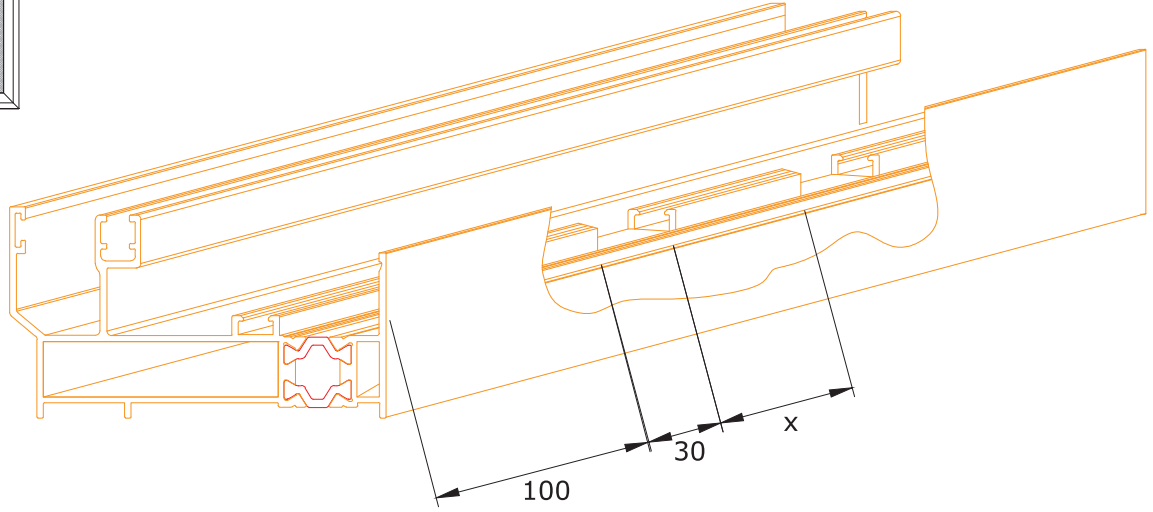
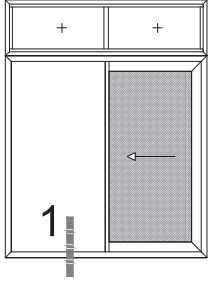


İSPANYOLET BAĞLANTI DETAYI MULTIPOINT LOCKS PROFILE MACHINING

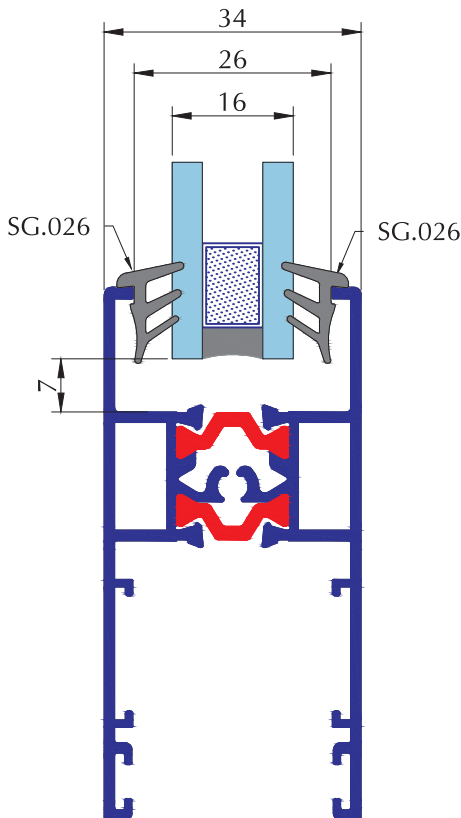
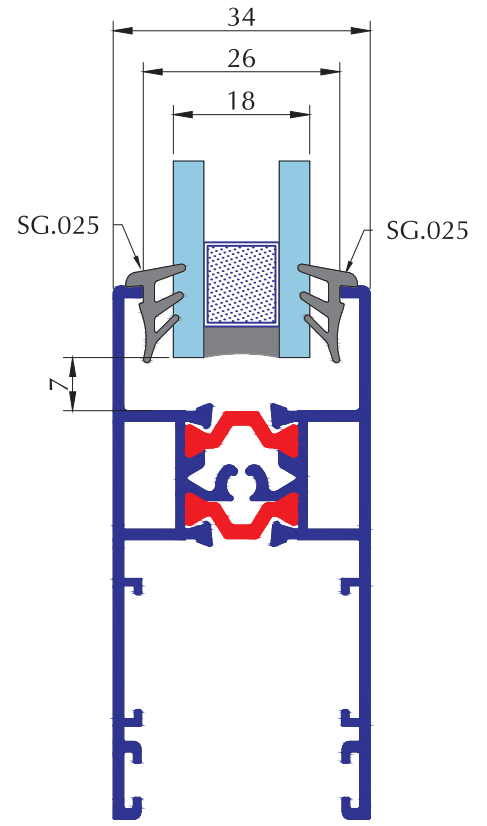
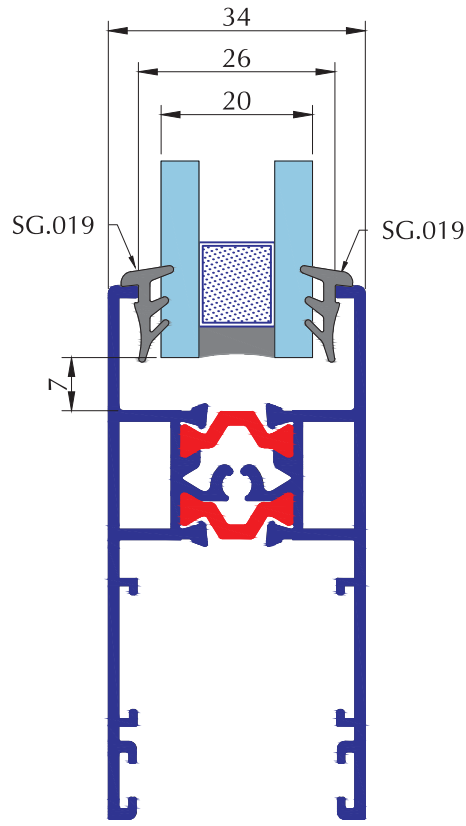
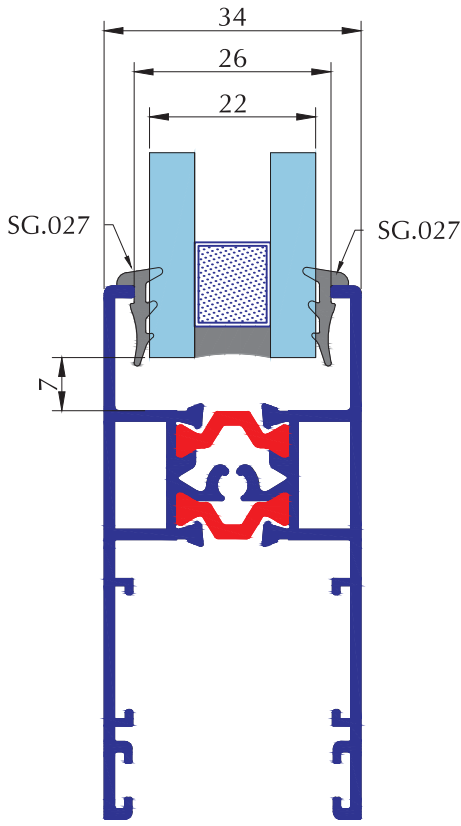


H	Kod /Code
400 mm	SA.300
600 mm	SA.301
1000 mm	SA.302
1600 mm	SA.303
1800 mm	SA.304

SU TAHLİYE DETAYI DRAINAGE DETAIL




**CAM TABLOSU GLAZING TABLE**

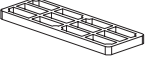
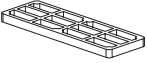
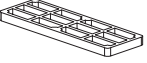


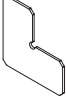
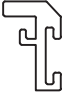
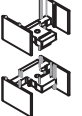






ares architectural®  
s y s t e m s



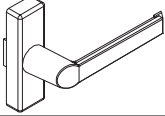
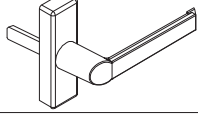
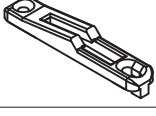
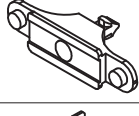


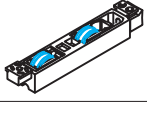
SL 77 MN

Aksesuarlar  
Accessories

FİTİLLER/ GASKETS				
ÜRÜNÇİZİMİ DRAWING	SİSTEMKODU SYSTEM CODE	ÜRÜNÜN ADI DESCRIPTION	MALZEME MATERIAL	mt/koli(15kg) mt / box(15kg)
	SG.026 72 gr	CAM FİTİLİ (5 mm) GLAZING GASKET	EPDM	205 mt/koli(15kg)
	SG.025 44 gr	CAM FİTİLİ (4 mm) GLAZING GASKET	EPDM	340 mt/koli(15kg)
	SG.019 106 gr	CAM FİTİLİ (3 mm) INNER GLAZING GASKET	EPDM	140 mt/koli(15kg)
	SG.027 123 gr	CAM FİTİLİ (2 mm) GLAZING GASKET	EPDM	122 mt/koli(15kg)
	SG.023 144 gr	CAM FİTİLİ (2 mm) GLAZING GASKET	EPDM	104 mt/koli(15kg)
	SG.002 44 gr	KANAL FİTİLİ GASKET CHANNEL	EPDM	340 mt/koli(15kg)
	SG.028 94 gr	BİNİ FİTİLİ RABBET GASKET	EPDM	160 mt/koli(15kg)
	EG.001 114 gr	MERKEZİ KANAL FİTİLİ CENTRAL CHANNEL	EPDM	235 mt/koli(15kg)
	SG.009 179 gr	FİRÇA FİTİL (67x700) WEATHER STRIP BRUSH		mt
	SG.020 179 gr	FİRÇA FİTİL (67x500) WEATHER STRIP BRUSH		mt
	HG.018	KENET FİTİLİ SASH GASKET	EPDM	1000 mt/Koli

TAPALAR/ PLUGS				
ÜRÜNÇİZİMİ DRAWING	SİSTEMKODU SYSTEM CODE	ÜRÜNÜNADI DESCRIPTION	MALZEME MATERIAL	ADET PIECES
	SV.001	3 mm CAMTAKOZU GLAZING PLUGS 3mm	PVC	
	SV.002	4 mm CAMTAKOZU GLAZING PLUGS 4mm	PVC	
	SV.003	5 mm CAMTAKOZU GLAZING PLUGS 5mm	PVC	
	SV.77.00	KENET KAPAĞI HOOK CAP	POLYAMID	
	SV.77.01	KENET BAĞLANTI ADAPTÖRÜ HOOK CONNECTION ADAPTER		
	SV.77.02	KÖŞE HİZALAMA CORNER ALIGNMENT	PLASTIC	
	SV.77.03	SALLANTI ENGELLEYİCİ ???????????	PLASTIC	
	SV.77.04	ORTA ADAPTÖR KAPAĞI CENTRAL END CAP FOR SASHES	PLASTIC	
	SV.77.04	İSPANYOLET YÜKSELTME PARÇASI SHIMS FOR MULTIPOINT LOCKS	PLASTIC	
	SV.77.05	ORTA ADAPTÖR KAPAĞI CENTRAL END CAP FOR SASHES	PLASTIC	
	PL.03.007	TEKCAM FİTİLİ (SINGLE GLASS GASKET)	PVC	Mt
	82 SL P03	KİLİTLEME FİTİLİ (LOCKING GASKET)	PVC	Mt

AKSESUARLAR / ACCESSORIES

ÜRÜNÇİZİMİ DRAWING	SİSTEMKODU SYSTEM CODE	ÜRÜNÜNADI DESCRIPTION	MALZEME MATERIAL	Adet/koli Pcs / box
	SA.77.001	HAVUZLU KİLİT (SİYAH) BUILT IN INSIDE HANDLE (BLACK)	ALUMİNYUM ALUMINIUM	
	SA.77.002 (05034400)	SA.77.001 İÇİN KARŞILIK LOCKING KIT FOR HANDLE SA.77.001	DÖKÜM CAST	
	SA.77.003	EKSENEL KOL SLIDING HANDLE	ALUMİNYUM ALUMINIUM	
	SA.77.004	İSPANYOLET KOL SLIDING HANDLE	ALUMİNYUM ALUMINIUM	
	SA.77.005	KİLİT KARŞILIĞI SAFETY LOCK	DÖKÜM CAST	
	SA.77.006	ÇOK NOKTADAN KİLİT SAFETY PLUG	DÖKÜM CAST	
	SA.77.007	KİLİT KARŞILIĞI SAFETY LOCK	DÖKÜM CAST	
	SA.77.008	STOPER STOPER	PVC	
	SA.77.009	ÇİFTLİ AYARLI RULMAN (120 Kg) SLIDING CARRIAGE ADJUSTING ROLLER 120 Kg. CAPACITY FOR SASH	ALUMİNYUM ALUMINIUM	

ares architectural<sup>®</sup>  
systems

# SL 82

Isı Yalıtımlı Sürme Kapı & Pencere Sistemi

Thermally Insulated Sliding Door & Window System

AVANTGARDE  
Series



PREMIUM  
Series



Aldom Group'un 25 yılı aşkın tecrübesi ve gücüyle, Türkiye ve uluslararası pazara sunmaktan gurur duyduğu markası 'ares Mimari Sistemler'; zarif ve şık tasarımı, mükemmel yalıtımı, maliyet verimli çözümleri ve projelerin tüm gereksinimlerini karşılayan geniş ürün yelpazesıyla, tüm iş ortaklarına doğru ve kaliteli hizmet vermeyi amaçlar, binalarda enerji kullanımını azaltmak ve termal konforu geliştirmek için mükemmel çözümler sunar.

Yapılarda güvenlik ve konforun üstün kalitede bir sistemle sağlanması fikriyle özel olarak tasarlanan SL 82 Isı Yalıtımlı Sürme Kapı ve Pencere Sistemleri; mükemmel termal, su, hava ve akustik yalıtım performansı sunar, zorlu koşullara dayanıklılığı ve estetik dizaynıyla özellikle prestijli projelerde tercih edilir.

Kanat yüzeylerinde 2 farklı dizayn sunan SL 82 Yalıtımlı Sürme Sistemleri; AVANTGARDE ve PREMIUM Serileri ile, şıklık ve zerafeti yenilikçi bir yorumla harmanlıyor. Avantgarde Serisi; çizgili yüzey dizaynıyla estetik ve modern bir yapı sunarken, geniş kanat ölçüsüyle de daha güçlü bir görünüm sağlıyor. Premium Serisi'nde ise; şıklık ve hafiflik, ekonomik çözümlerle buluşuyor.

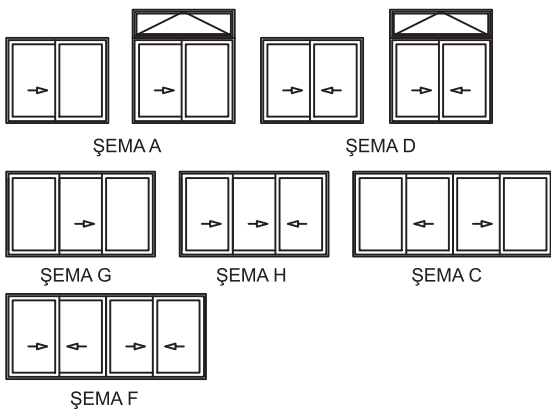
### ÖZELLİKLER:

- 82 mm kasa kesit derinliği
- Perdeli kıl fitillerle sızdırmazlık
- 8 ila 24 mm aralığında cam kalınlıkları
- Euro tip aksesuarların tümüne uyumlu
- Elektrostatik toz boyalı veya eloksallı yüzey kaplama

### AVANTAJLAR:

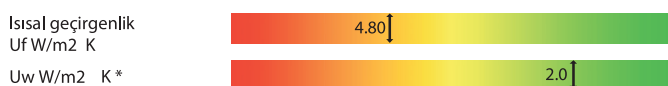
- Isı, akustik, su ve hava yalıtımında yüksek performans
- Çok sayıda değişik tip mimari detay alternatifi
- Hafif yapı, kolay üretim
- Estetik iç ve dış görünüm
- Tüm pencere ve kapı tipleri ile adaptasyon

### AÇILIM TİPLERİ:



### PERFORMANS:

Su sızdırmazlık EN 1027-EN 12208	1A (0Pa)	2A (50Pa)	3A (100Pa)	4A (150Pa)	5A (200Pa)	6A (250Pa)	7A (300Pa)	8A (450Pa)	9A (600Pa)	Exxxx (xxxxPa)
Hava geçirgenlik EN 1026 - EN 12207	1 (150Pa)	2 (300Pa)	3 (600Pa)	4 (600Pa)						
Rüzgar yükü dayanımı EN 12211 - EN 12210	max pressure	1 (400Pa)	2 (800Pa)	3 (1200Pa)	4 (1600Pa)	5 (2000Pa)	Exxx (>2000Pa)			
	with deflection	A (≤ 1/150)	B (≤ 1/200)	C (≤ 1/300)						



\* 2 kanatlı fransız pencere 2500 x 2500 mm; Ug=1.0 W/m<sup>2</sup> K, psi=0.05 W/m K

With its more than 25 years of knowledge and strong reputation in the market, Aldom Group proudly presents its 'ares Architectural Systems', providing an elegant and stylish design, excellent insulation, cost effective solutions, wide range of products that meets all requirements of the projects and offers a consistent and high quality service to all its business partners. It provides perfect solutions for reducing the energy consumption and increasing thermal comfort at buildings.

Specially designed with the idea of securing comfort at buildings, 'SL 82 Insulated Sliding Door & Window Systems' ensures perfect thermal, air and acoustic insulation, as well as waterproofing; consequently being preferred in high-rise buildings and prestigious projects with its superior quality.

Offering 2 desirable options, SL 82 Insulated Sliding Systems combines aesthetic-stylish design and innovative exposition in its new AVANTGARDE and PREMIUM SERIES. At Avantgarde Series; striped surface design gives its aesthetic and modern appearance, while its wider sized vent profiles gives a stronger view. At Premium Series; elegant design and lightness meet with cost effective solutions.

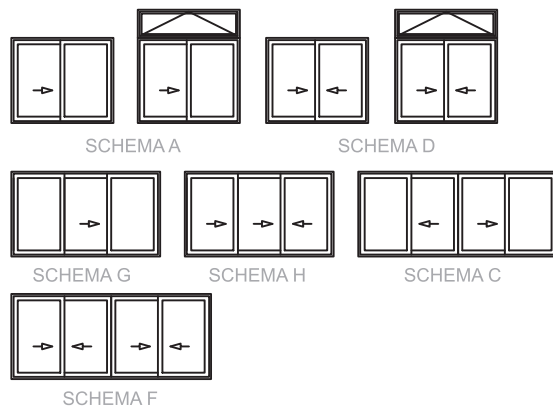
### FEATURES:

- 82 mm system cross section depth
- Impermeability with Pile Weather Strips
- 4 mm to 24 mm glass thickness range
- Compatible with all Euro-type accessories
- Electrostatic powder coating or anodized surfaces

### ADVANTAGES:

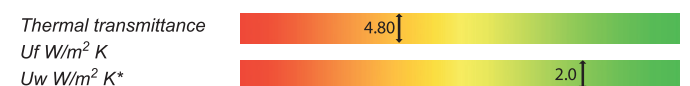
- High performance in acoustic, water, air and thermal insulation
- Numerous types of architectural detail alternatives
- Light structure, easy processing
- Aesthetic interior and exterior view
- Adoptable to all types of doors and windows

### OPENING TYPES:



### PERFORMANCE:

Watertightness EN 1027 - EN 12208	1A (0Pa)	2A (50Pa)	3A (100Pa)	4A (150Pa)	5A (200Pa)	6A (250Pa)	7A (300Pa)	8A (450Pa)	9A (600Pa)	Exxxx (xxxxPa)
Air permeability EN 1026 - EN 12207	1 (150Pa)	2 (300Pa)	3 (600Pa)	4 (600Pa)						
Resistance to wind load EN 12211 - EN 12210	max pressure	1 (400Pa)	2 (800Pa)	3 (1200Pa)	4 (1600Pa)	5 (2000Pa)	Exxx (>2000Pa)			
	with deflection	A (≤ 1/150)	B (≤ 1/200)	C (≤ 1/300)						



\* Double winged french window 2500 x 2500 mm; Ug=1.0 W/m<sup>2</sup> K, psi=0.05 W/m K

ares architectural<sup>®</sup>  
s y s t e m s

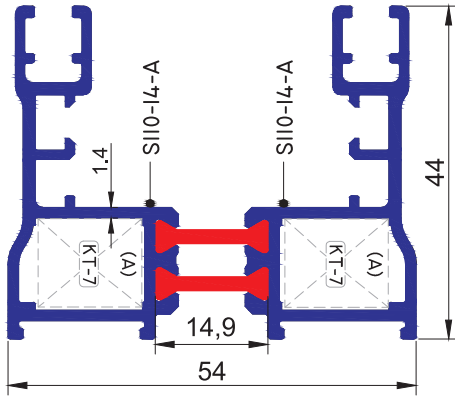
SL 82

Profiller  
Profiles

KASA PROFİLLERİ FRAME PROFILES

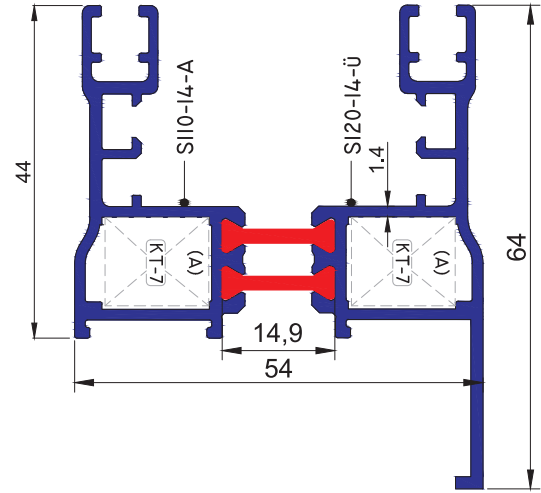
82 SL F01

1,178 kg/m  
Jx=15,06 cm<sup>4</sup> Jy=7,15 cm<sup>4</sup>



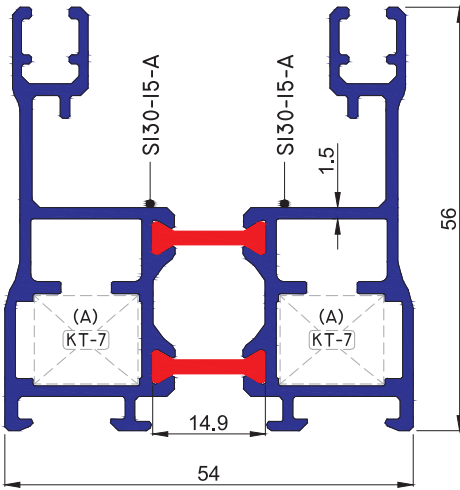
82 SL F02

1,272 kg/m  
Jx=17,26 cm<sup>4</sup> Jy=9,85 cm<sup>4</sup>



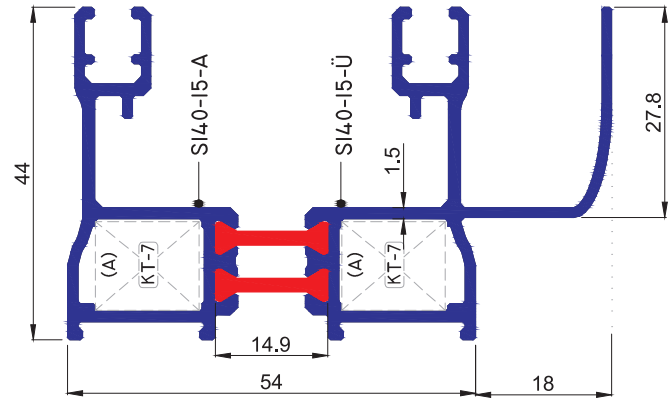
82 SL F03

1,493 kg/m  
Jx=13,91 cm<sup>4</sup> Jy=13,29 cm<sup>4</sup>



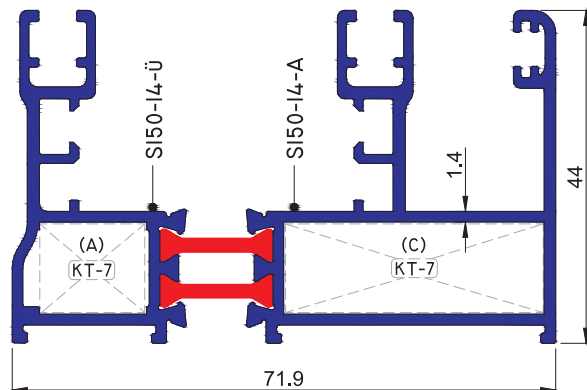
82 SL F04

1,341 kg/m  
Jx=16,85 cm<sup>4</sup> Jy=7,32 cm<sup>4</sup>

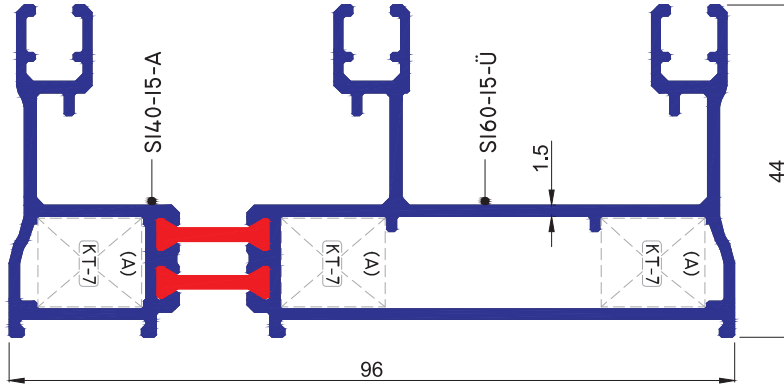


82 SL F05

1,546 kg/m  
Jx=24,85 cm<sup>4</sup> Jy=8,03 cm<sup>4</sup>



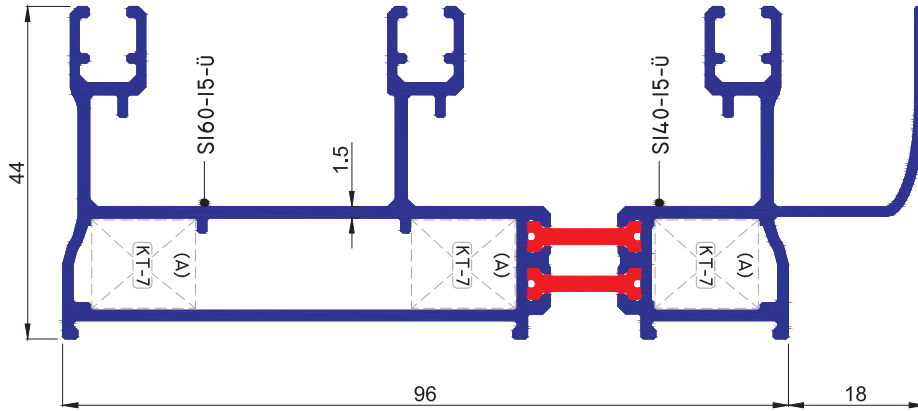
**KASA PROFİLLERİ FRAME PROFILES**



**82 SL F06**

1,706 kg/m

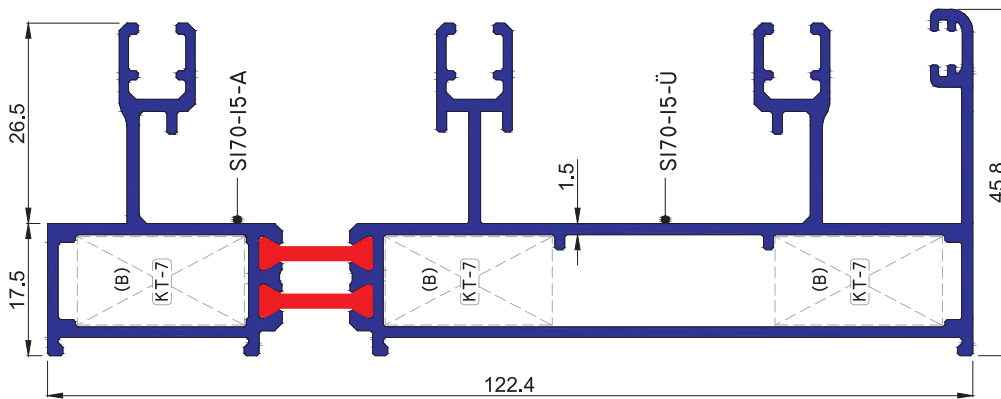
$J_x=45,83 \text{ cm}^4$   $J_y=9,91 \text{ cm}^4$



**82 SL F07**

1,858 kg/m

$J_x=59,76 \text{ cm}^4$   $J_y=10,61 \text{ cm}^4$



**82 SL F09**

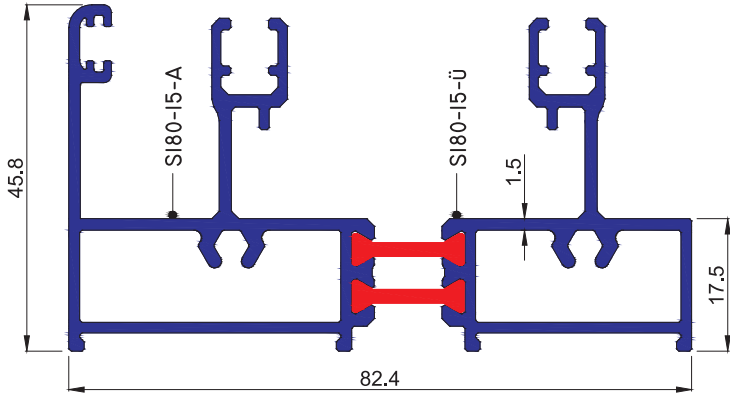
2,102 kg/m

$J_x=86,66 \text{ cm}^4$   $J_y=12,63 \text{ cm}^4$

KASA PROFİLLERİ FRAME PROFILES

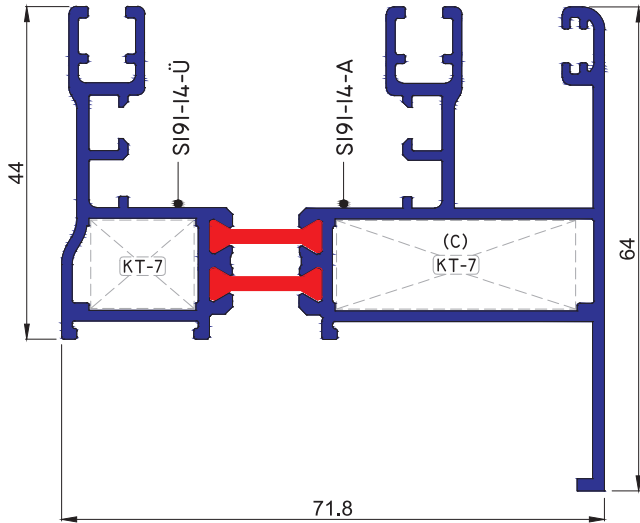
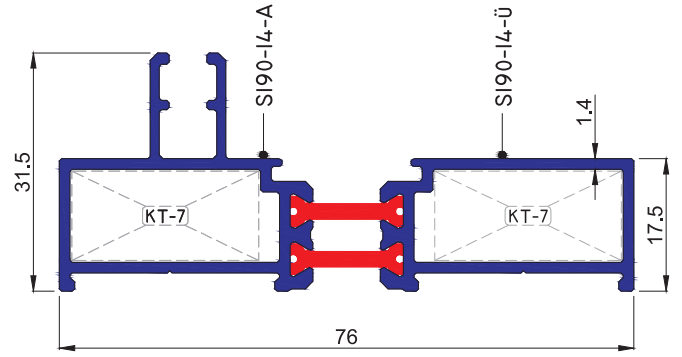
82 SL F08

1,651 kg/m  
Jx=29,79 cm<sup>4</sup> Jy=9,34 cm<sup>4</sup>



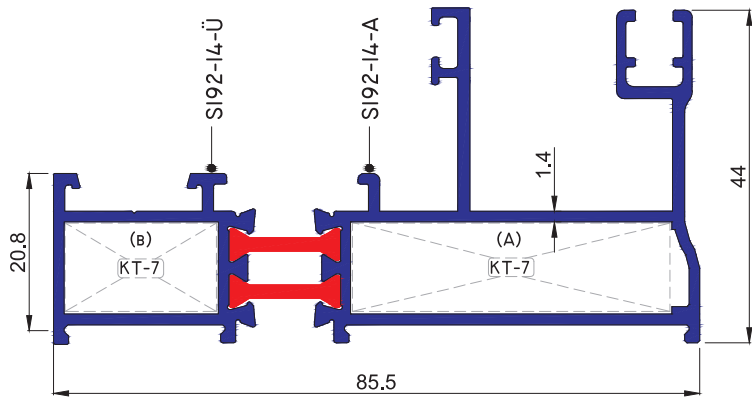
82 SL F10

1,022 kg/m  
Jx=13,68 cm<sup>4</sup> Jy=2,04 cm<sup>4</sup>



82 SL F11

1,577 kg/m  
Jx=25,98 cm<sup>4</sup> Jy=8,85 cm<sup>4</sup>



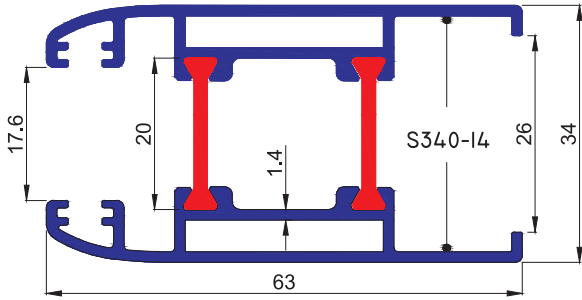
82 SL F12

1,403 kg/m  
Jx=26,79 cm<sup>4</sup> Jy=6,98 cm<sup>4</sup>

KANAT PROFİLLERİ VENT PROFILES

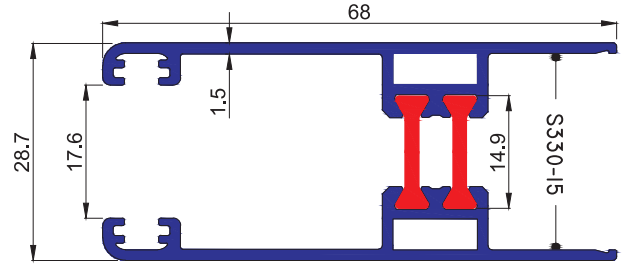
82 SL V01

1,149 kg/m  
Jx=5,18 cm<sup>4</sup> Jy=10,49 cm<sup>4</sup>



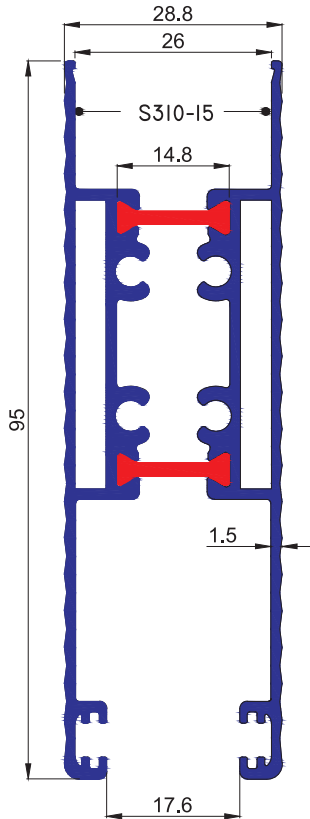
82 SL V02

0,990 kg/m  
Jx=8,42 cm<sup>4</sup> Jy=4,69 cm<sup>4</sup>



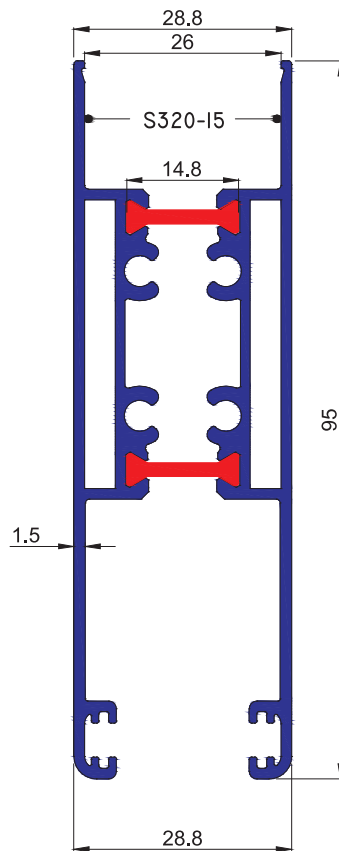
82 SL V03

1,526 kg/m  
Jx=26,86 cm<sup>4</sup> Jy=10,07 cm<sup>4</sup>



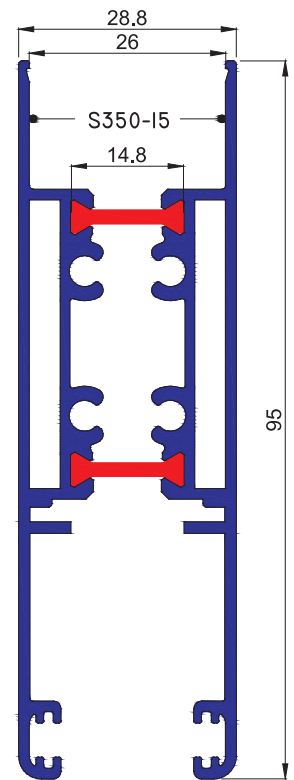
82 SL V04

1,594 kg/m  
Jx=24,40 cm<sup>4</sup> Jy=6,81 cm<sup>4</sup>



82 SL V08

1,628 kg/m  
Jx=24,80 cm<sup>4</sup> Jy=7,20 cm<sup>4</sup>

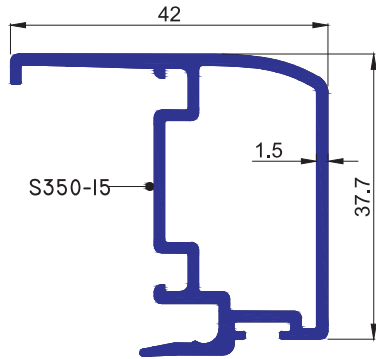


Ölçek: 1/1  
Scale: 1/1

KANAT PROFİLLERİ VENT PROFILES

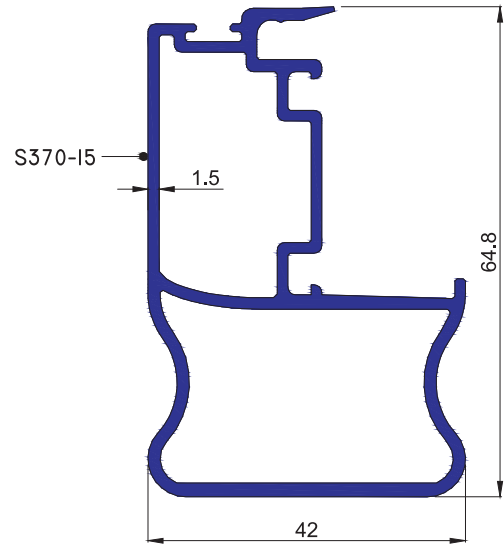
82 SL V05

0,655 kg/m  
Jx=5,09 cm<sup>4</sup> Jy=2,84 cm<sup>4</sup>



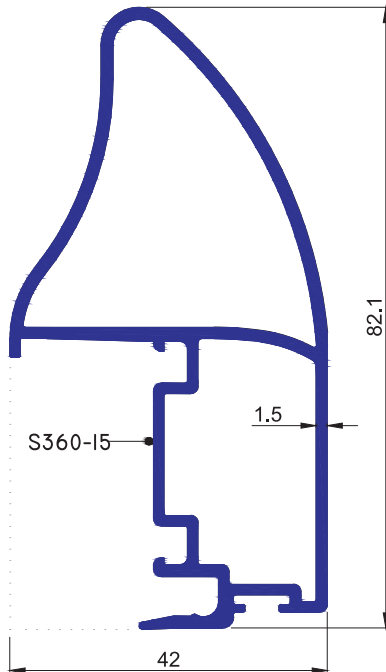
82 SL V06

1,068 kg/m  
Jx=17,39 cm<sup>4</sup> Jy=6,79 cm<sup>4</sup>



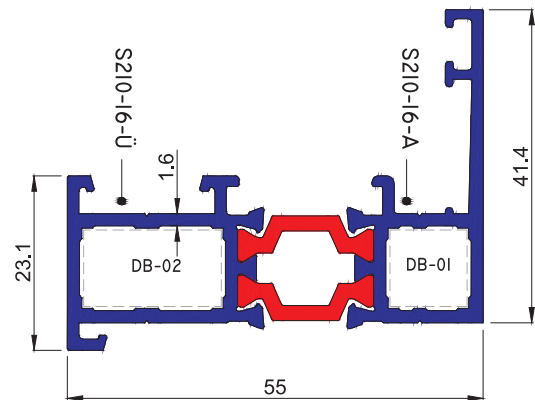
82 SL V07

1,087 kg/m  
Jx=22,71 cm<sup>4</sup> Jy=5,85 cm<sup>4</sup>

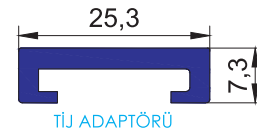
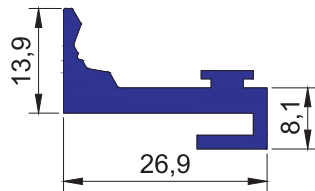
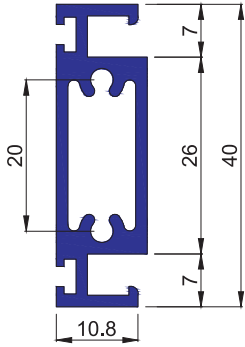
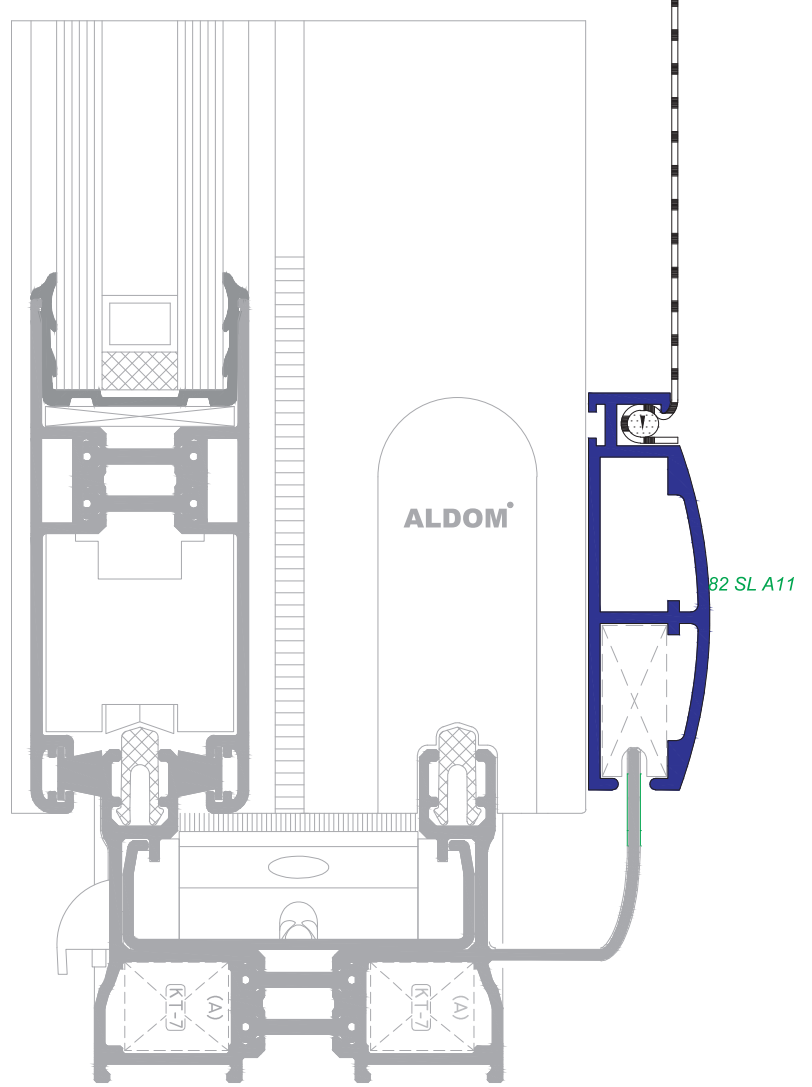
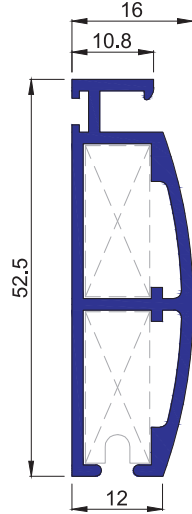
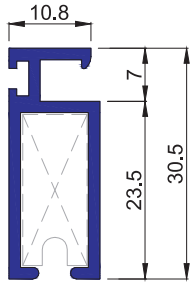
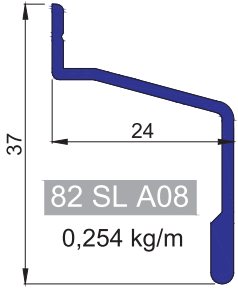


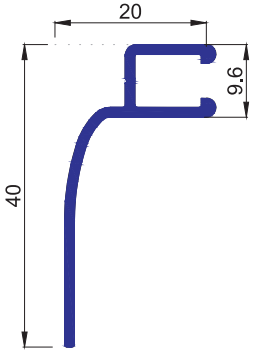
82 SL M01

1,058 kg/m  
Jx=9,81 cm<sup>4</sup> Jy=3,59 cm<sup>4</sup>



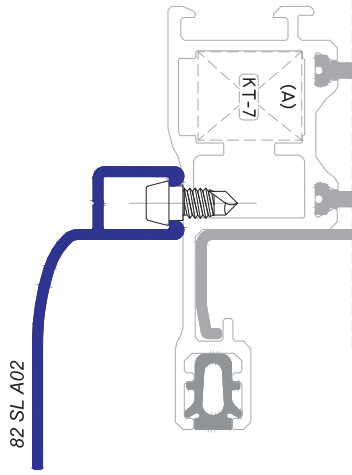
SİNEKLİK PROFİLLERİ FLYSCREEN PROFILES



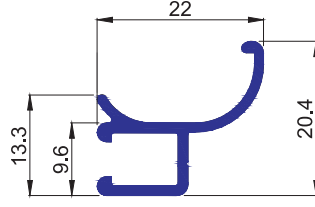


**82 SL A02**

0,240 kg/m

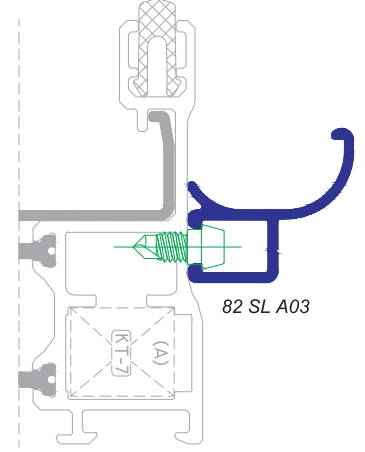


82 SL A02

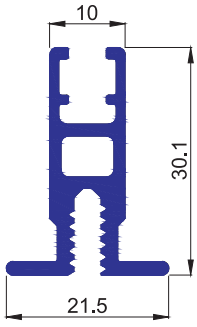


**82 SL A03**

0,196 kg/m

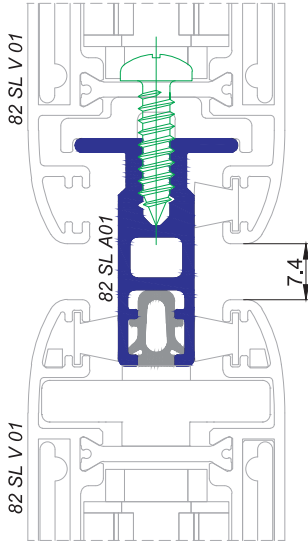


82 SL A03



**82 SL A01**

0,430 kg/m

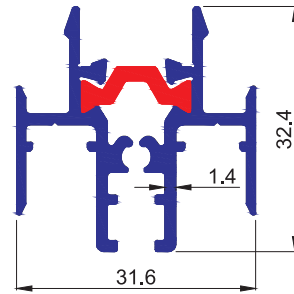


82 SL V 01

82 SL V 01

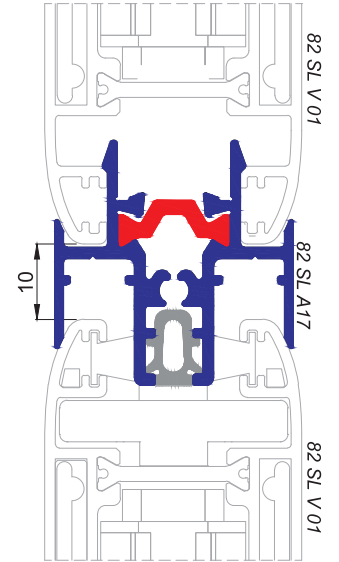
82 SL A01

7.4



**82 SL A17**

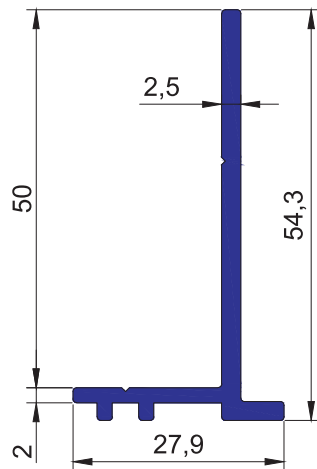
0,624 kg/m



82 SL V 01

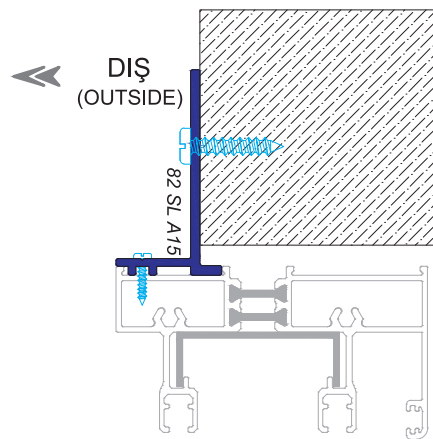
82 SL A17

82 SL V 01



**82 SL A15**

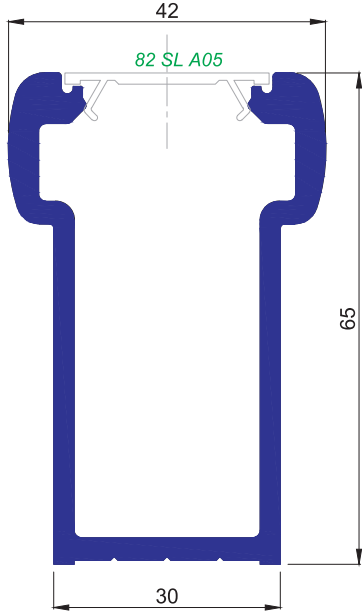
0,534 kg/m



DIŞ  
(OUTSIDE)

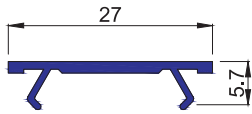
82 SL A15

TAKVIYE PROFİLLERİ ENFORCEMENT PROFILES



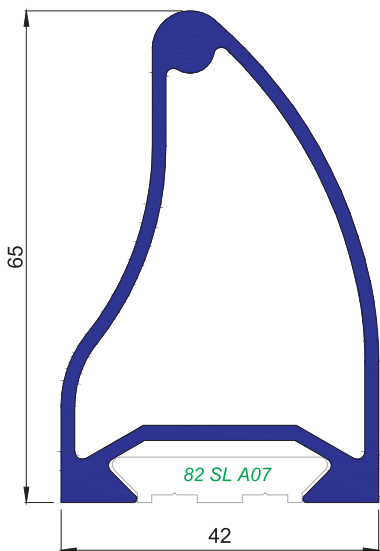
82 SL A04

1,446 kg/m



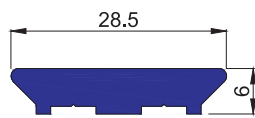
82 SL A05

0,122 kg/m



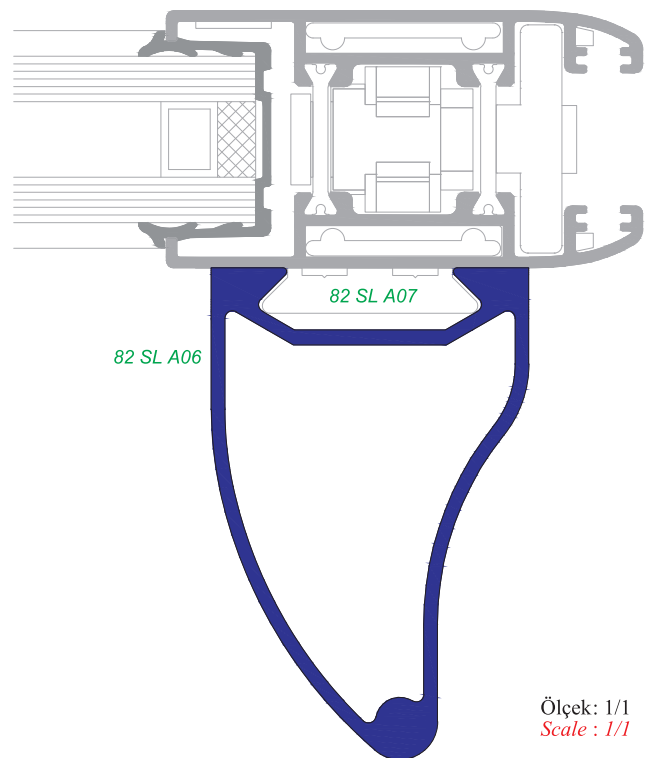
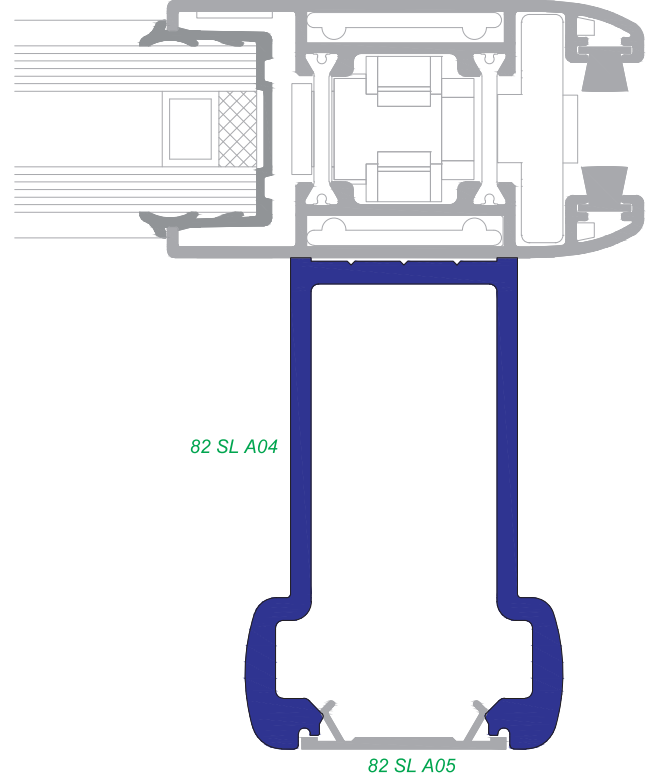
82 SL A06

1,150 kg/m



82 SL A07

0,375 kg/m

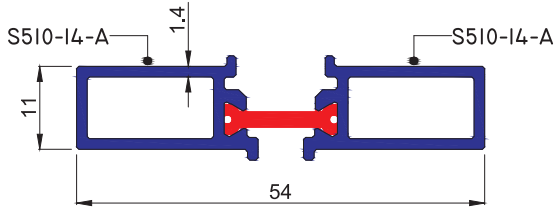


Ölçek: 1/1  
Scale: 1/1

ADAPTÖR PROFİLLERİ ADAPTER PROFILES

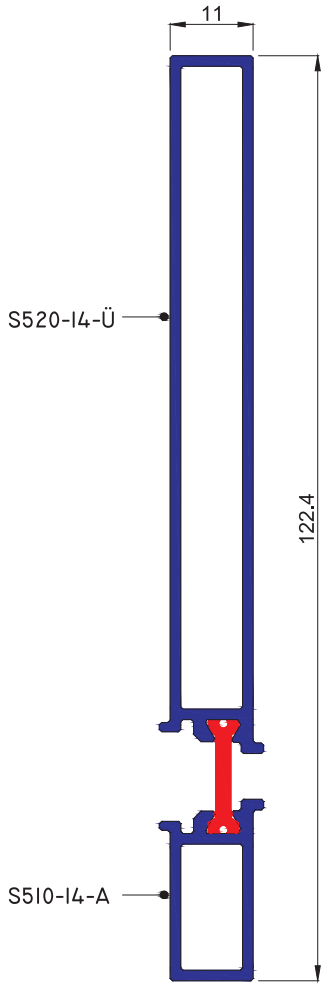
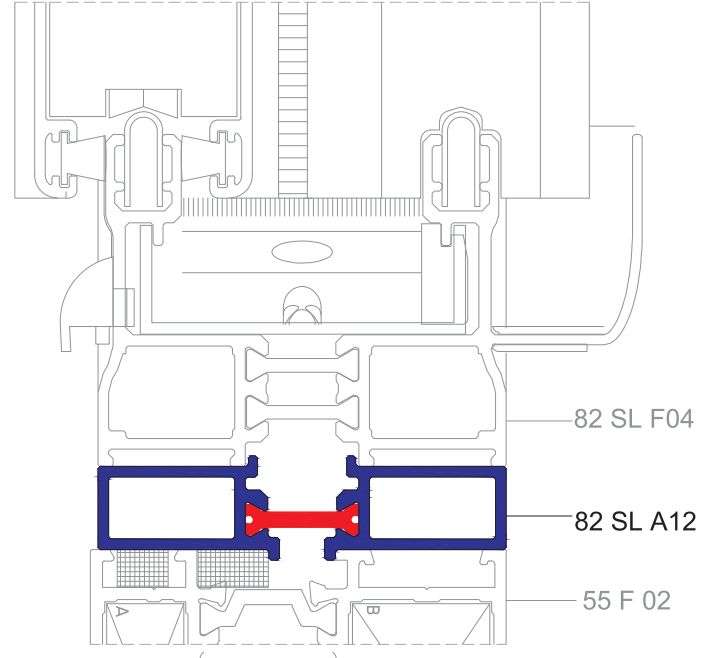
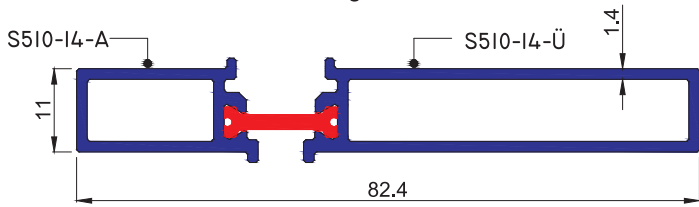
**82 SL A12**

0,584 kg/m



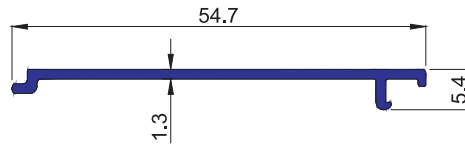
**82 SL A13**

0,797 kg/m



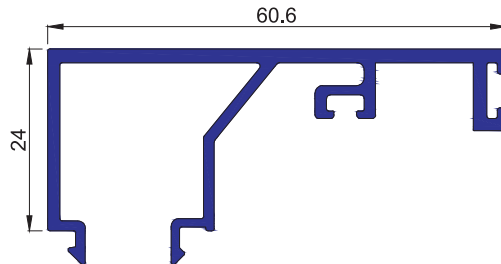
**82 SL A14**

1,039 kg/m



**82 SL A20**

0,217 kg/m

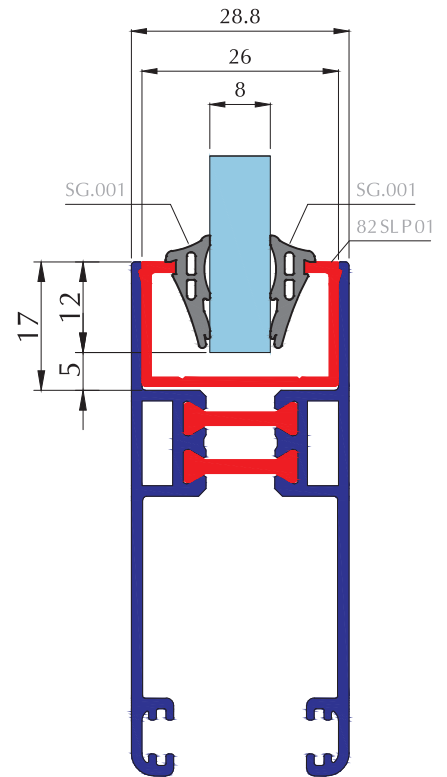
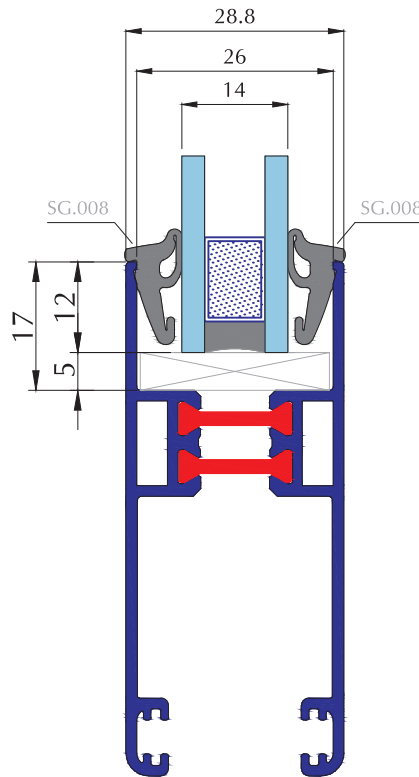
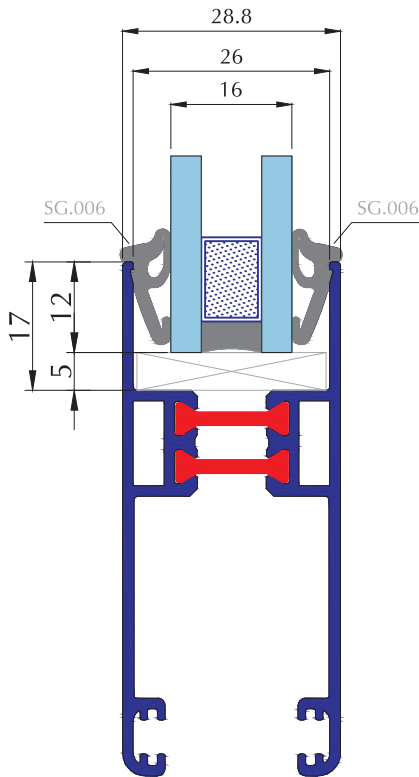
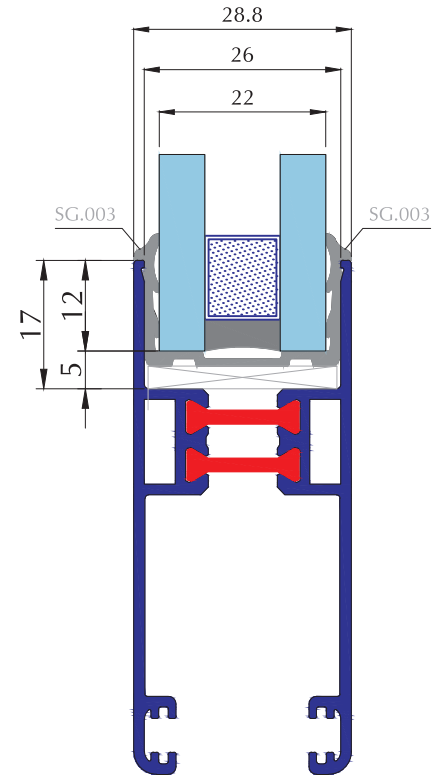
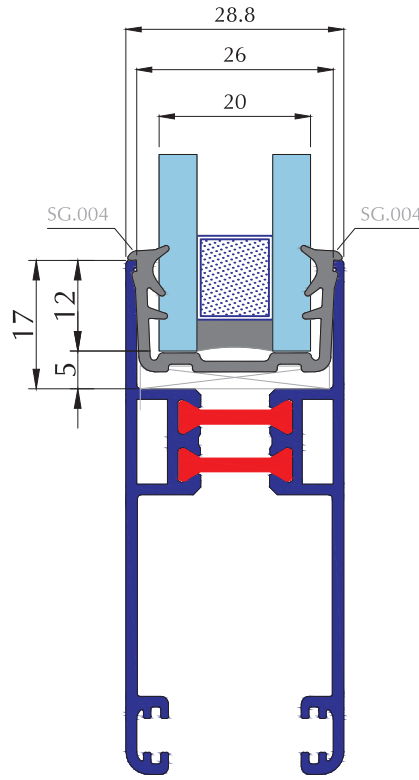
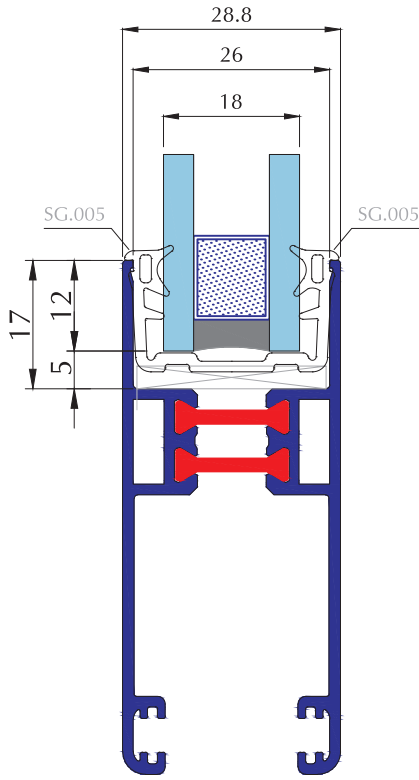


**82 SL A19**

0,677 kg/m

Ölçek: 1/1  
Scale: 1/1

CAM TABLOSU GLAZING TABLE

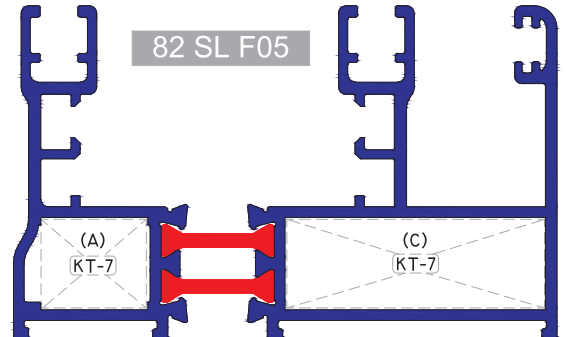
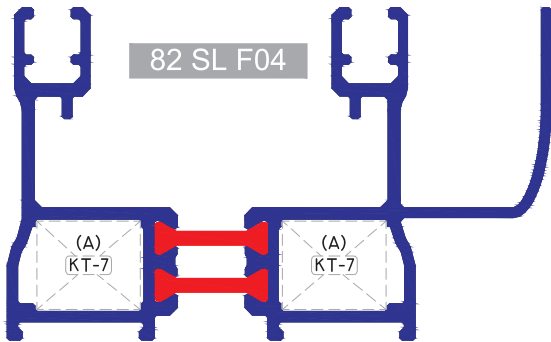
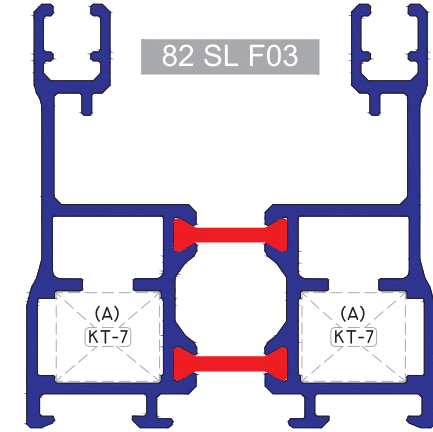
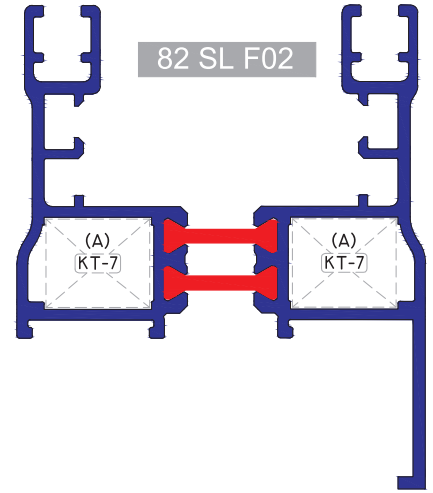
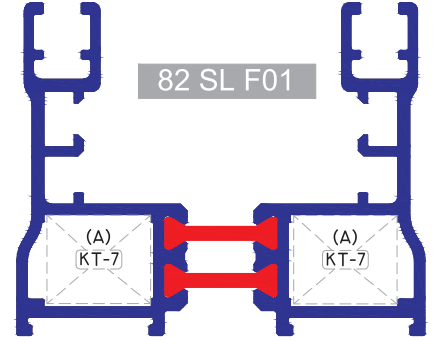


KÖŞE BİRLEŞTİRME DETAYI CORNER ASSEMBLY

Profil Odacıklarına Epoksi Sürülmeli.  
Epoxy should be applied to the profile chambers.

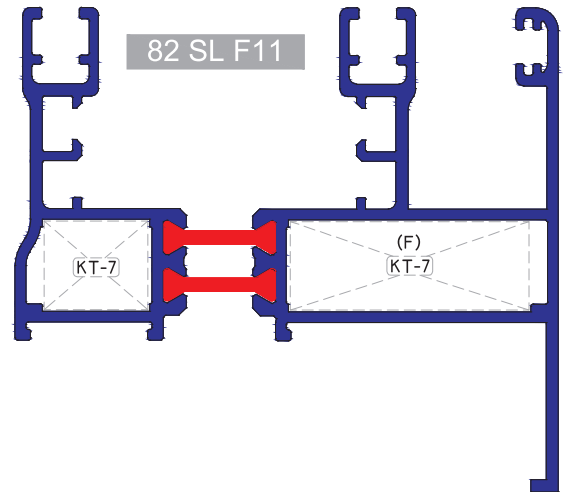
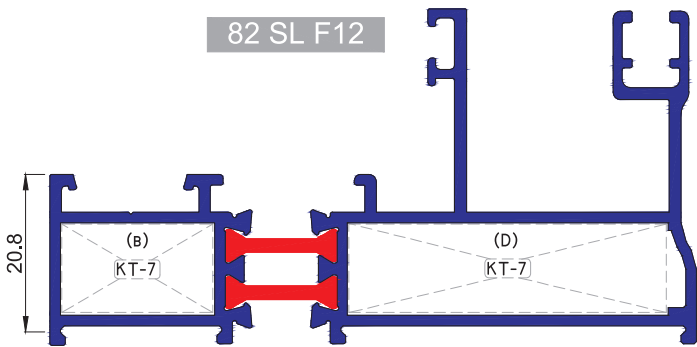
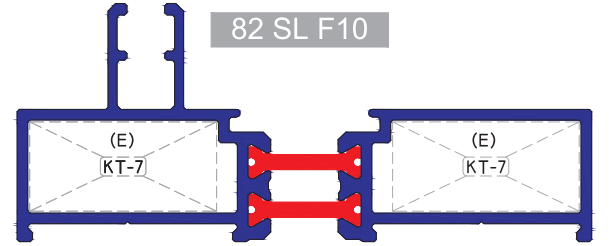
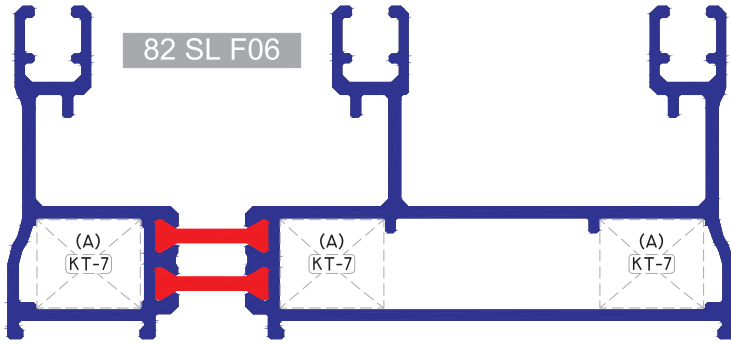
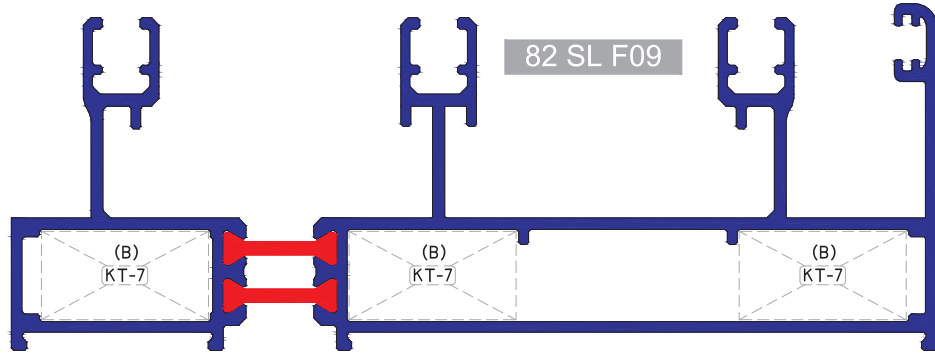
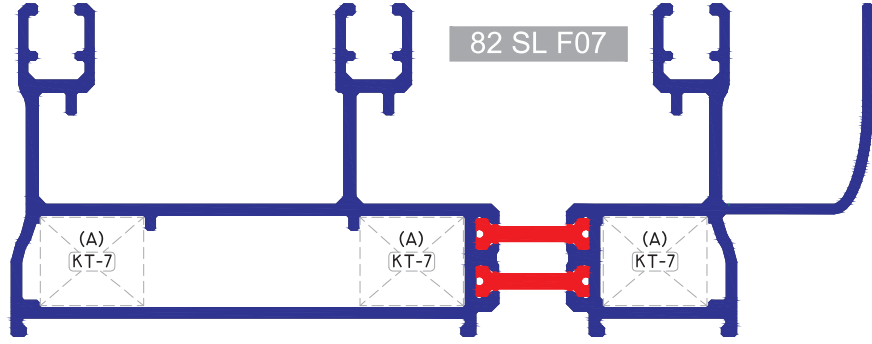


Açılı kesim yüzeyleri solvent ile temizlendikten sonra mastik uygulaması yapılmalıdır.  
Mastic should be applied after cleaning the angled cutting surfaces with solvent.



- \* KESİM YÜZEYLERİ UYGUN SOLVENT İLE TEMİZLENMELİ
- \* CUT SURFACES MUST BE CLEANED WITH APPROPRIATE SOLVENT
- \* PROFİL ODACIKLARINA EPOKSİ MALZEMESİ SÜRÜLMELİ
- \* EPOXY MATERIAL MUST BE APPLIED TO THE PROFILE CHAMBERS
- \* PRES BASILDIKTAN SONRA DIŞARIYA TAŞAN FAZLA YAPIŞTIRICI TEMİZLENMELİ
- \* AFTER THE PRESS IS PRESSED, EXCESS ADHESIVE OVERFLOW MUST BE CLEANED.
- \* CONTALAR İÇİN TEMİZ TEMAS YÜZEYLERİNE DİKKAT EDİN .
- \* PAY ATTENTION TO CLEAN CONTACT SURFACES FOR GASKETS .

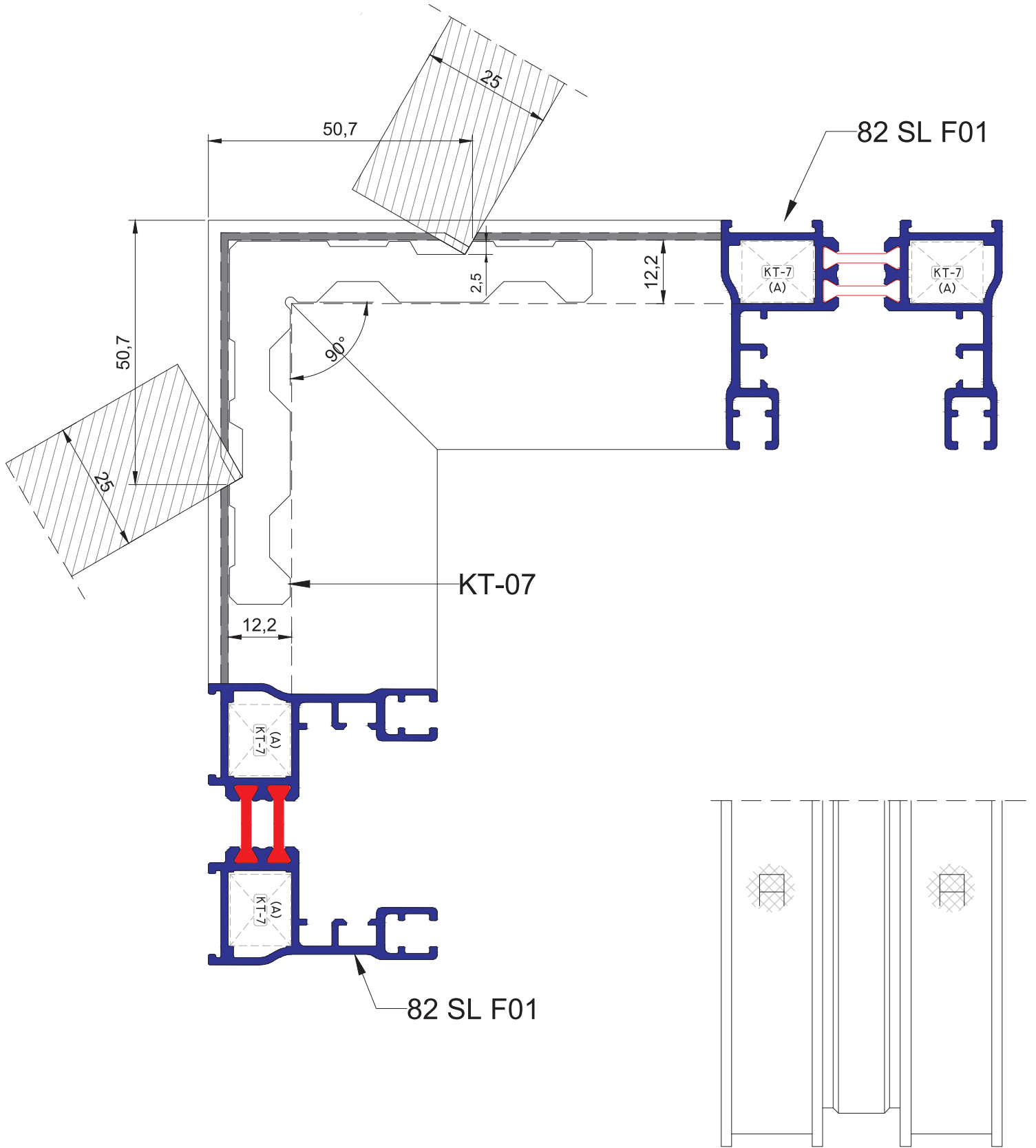
KÖŞE BİRLEŞTİRME DETAYI CORNER ASSEMBLY



- \* KESİM YÜZEYLERİ UYGUN SOLVENT İLE TEMİZLENMELİ
  - \* CUT SURFACES MUST BE CLEANED WITH APPROPRIATE SOLVENT
  - \* PROFİL ODACIKLARINA EPOKSİ MALZEMESİ SÜRÜLMELİ
  - \* EPOXY MATERIAL MUST BE APPLIED TO THE PROFILE CHAMBERS
  - \* PRES BASILDIKTAN SONRA DIŞARIYA TAŞAN FAZLA YAPIŞTIRICI TEMİZLENMELİ
  - \* AFTER THE PRESS IS PRESSED, EXCESS ADHESIVE OVERFLOW MUST BE CLEANED.
  - \* CONTALAR İÇİN TEMİZ TEMAS YÜZEYLERİNE DİKKAT EDİN .
  - \* PAY ATTENTION TO CLEAN CONTACT SURFACES FOR GASKETS .
- aldom.com.tr

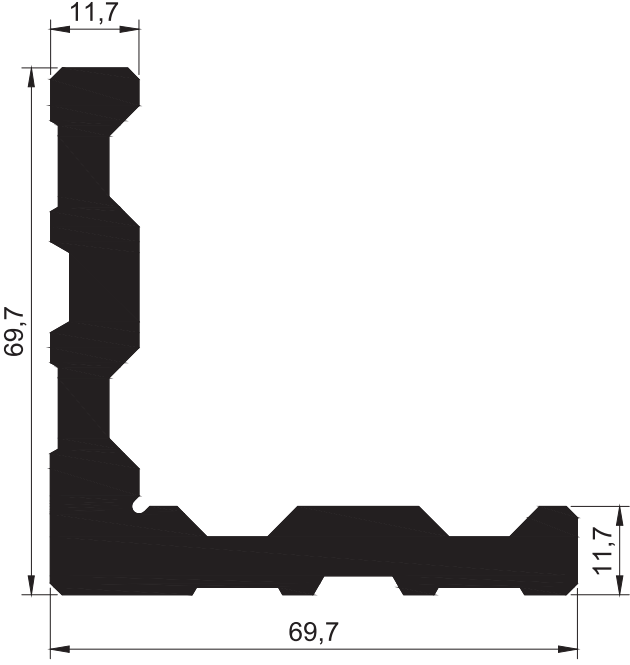
Ölçek: 1/1  
Scale : 1/1

KÖŞE PRES DETAYI CORNER ASSEMBLY



- \* PRES İŞLEMİNDEN SONRA DELİKLER MASTİKLE KAPATILMALIDIR.
- \* AFTER THE PRESSING PROCESS, THE HOLES SHOULD BE COVERED WITH MASTIC.
- \* EPOKSİ SERTLEŞENE KADAR ÇERÇEVELERİ YATAY VE DÜZ BİR ALANDA İSTİFLEYİN.
- \* STACK FRAMES IN A HORIZONTAL AND FLAT AREA UNTIL THE EPOXY HAS CURED.

KÖŞE TAKOZU / CLEATS

ÜRÜN ÇİZİMİ DRAWING	SİSTEM KODU SYSTEM CODE	MALZEME MATERIAL	kg / mt
	KT-07	PRES	3,34 kg/mt

Kesim Ölçüsü A Cut Size A	Boy Sipariş Kodu Height Order Code	Parça Sipariş Kodu Piece Order Code
13,7 mm	KT07	7001

Kesim Ölçüsü B Cut Size B	Boy Sipariş Kodu Height Order Code	Parça Sipariş Kodu Piece Order Code
22,2 mm	KT07	7002

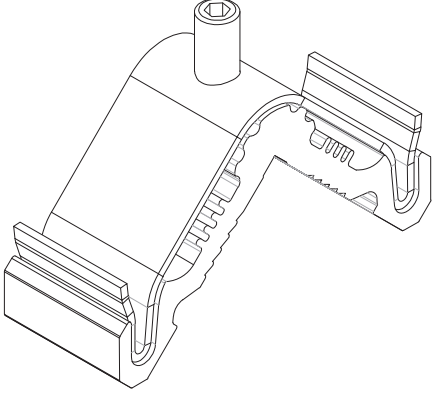
Kesim Ölçüsü C Cut Size C	Boy Sipariş Kodu Height Order Code	Parça Sipariş Kodu Piece Order Code
34,1 mm	KT07	7003

Kesim Ölçüsü D Cut Size D	Boy Sipariş Kodu Height Order Code	Parça Sipariş Kodu Piece Order Code
42 mm	KT07	7004

Kesim Ölçüsü E Cut Size B	Boy Sipariş Kodu Height Order Code	Parça Sipariş Kodu Piece Order Code
24,7 mm	KT07	7005

Kesim Ölçüsü F Cut Size C	Boy Sipariş Kodu Height Order Code	Parça Sipariş Kodu Piece Order Code
31,7 mm	KT07	7006

VİDALI BAĞLANTI KÖŞE TAKOZU / CLEATS

ÜRÜN ÇİZİMİ DRAWING	SİSTEM KODU SYSTEM CODE	MALZEME MATERIAL	PAKET PACK
	VK-XXXX	PRES	1pk / 250ad

Kesim Ölçüsü A Cut Size A	Parça Sipariş Kodu Piece Order Code
13,7 mm	VK-7001

Kesim Ölçüsü D Cut Size D	Parça Sipariş Kodu Piece Order Code
42 mm	VK-7004

Kesim Ölçüsü B Cut Size B	Parça Sipariş Kodu Piece Order Code
22,2 mm	VK-7002

Kesim Ölçüsü E Cut Size B	Parça Sipariş Kodu Piece Order Code
24,7 mm	VK-7005

Kesim Ölçüsü C Cut Size C	Parça Sipariş Kodu Piece Order Code
34,1 mm	VK-7003

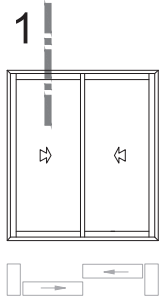
Kesim Ölçüsü F Cut Size C	Parça Sipariş Kodu Piece Order Code
31,7 mm	VK-7006

ares architectural®  
systems

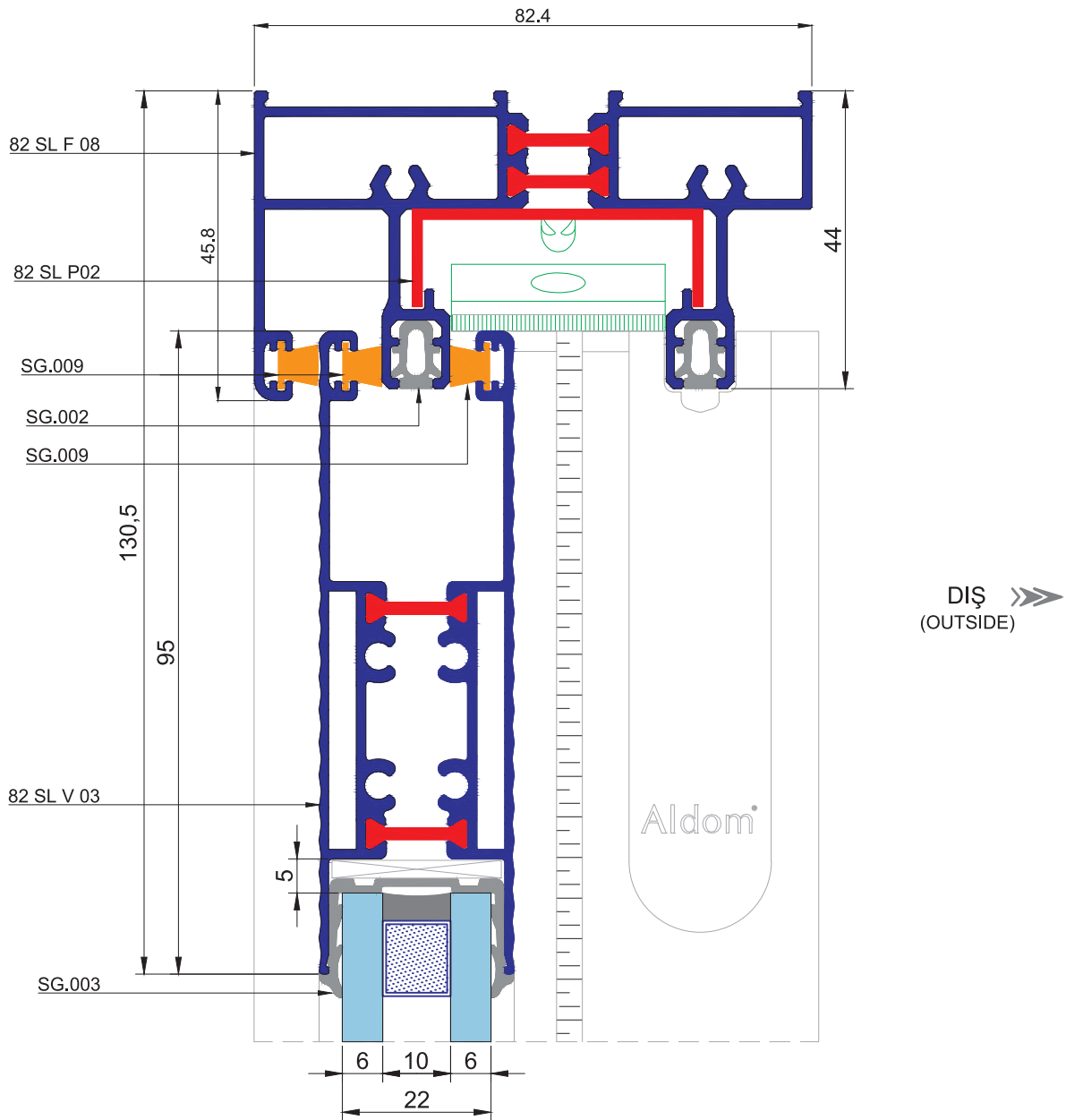
# SL 82 AVANTGARDE

Sürme Sistem Detayları  
Sliding System Details

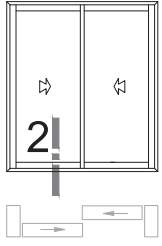
SİSTEM DETAYLARI SYSTEM DETAILS



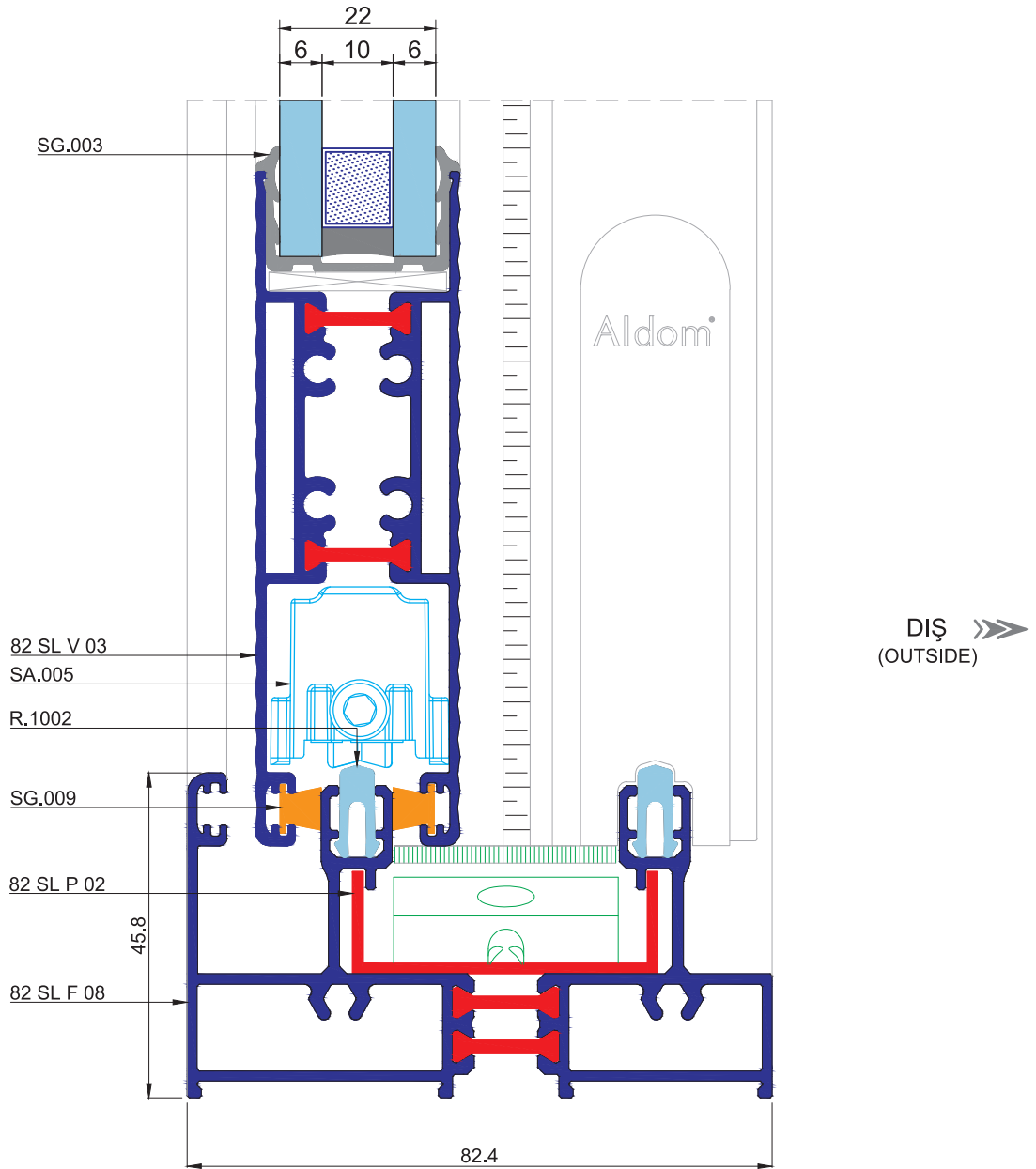
① DETAYI  
DETAIL



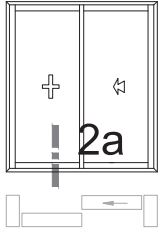
SİSTEM DETAYLARI SYSTEM DETAILS



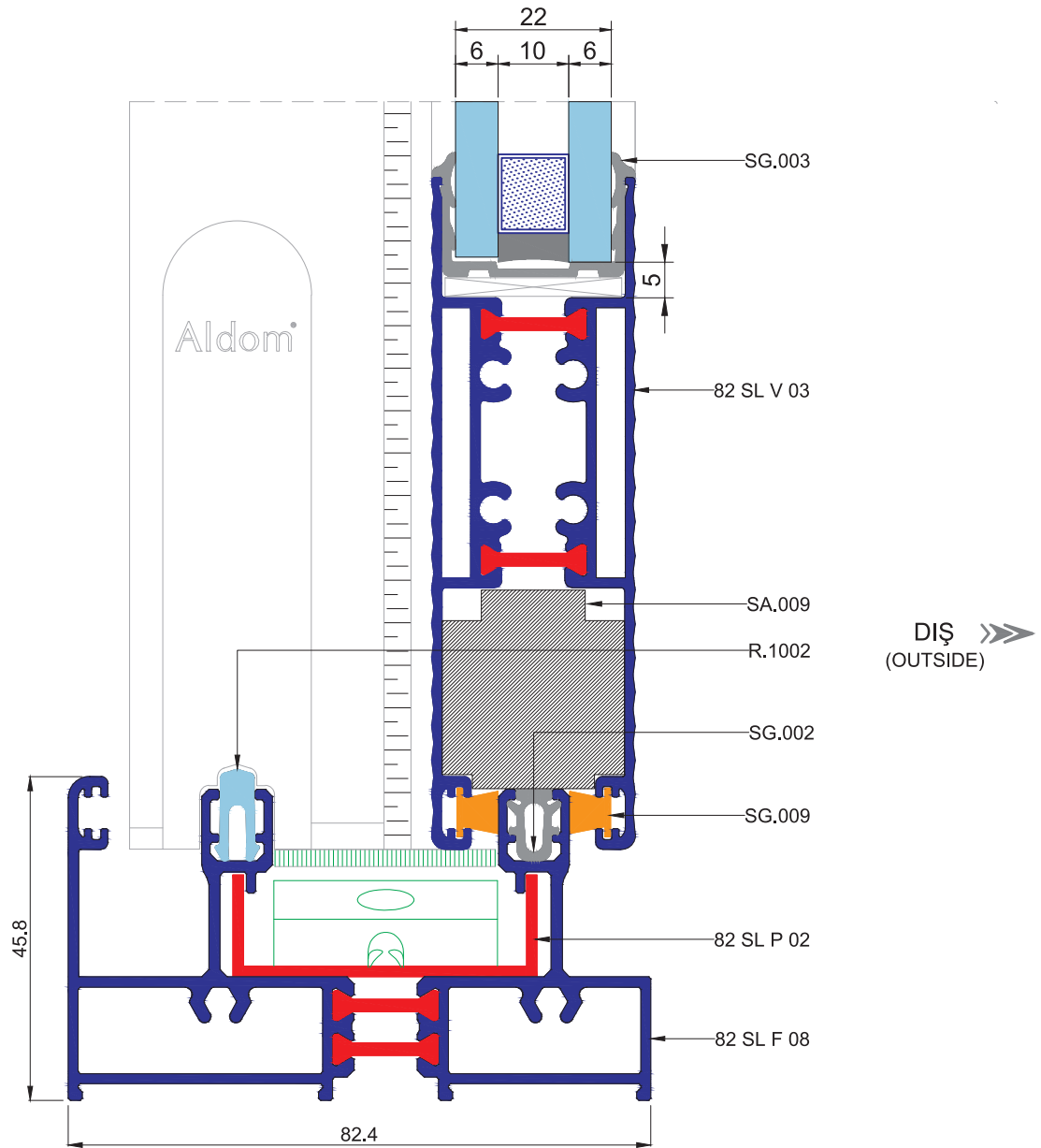
② DETAYI  
DETAIL



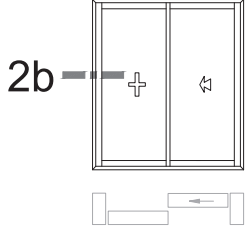
SİSTEM DETAYLARI SYSTEM DETAILS



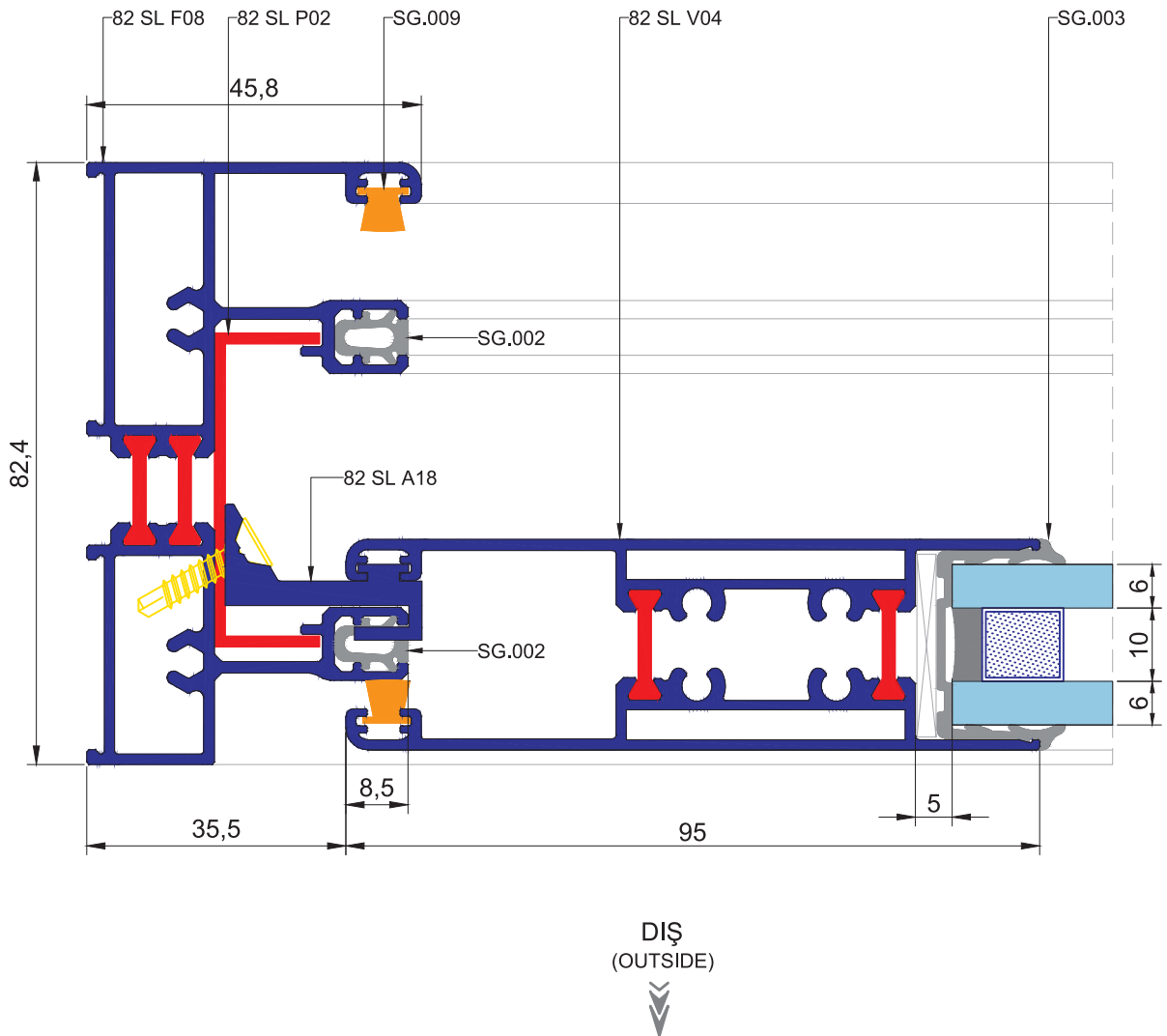
**2a** DETAYI  
DETAIL



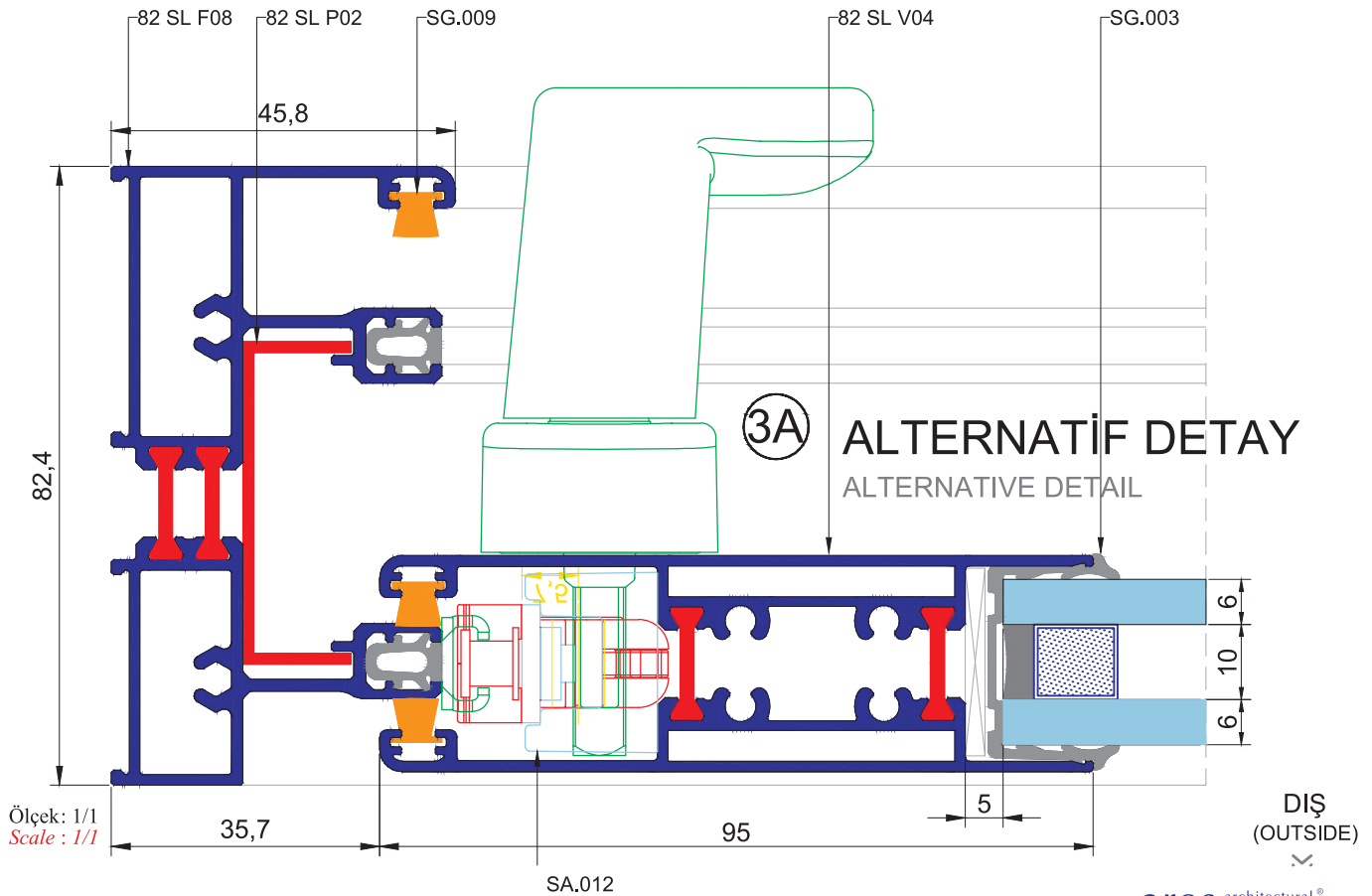
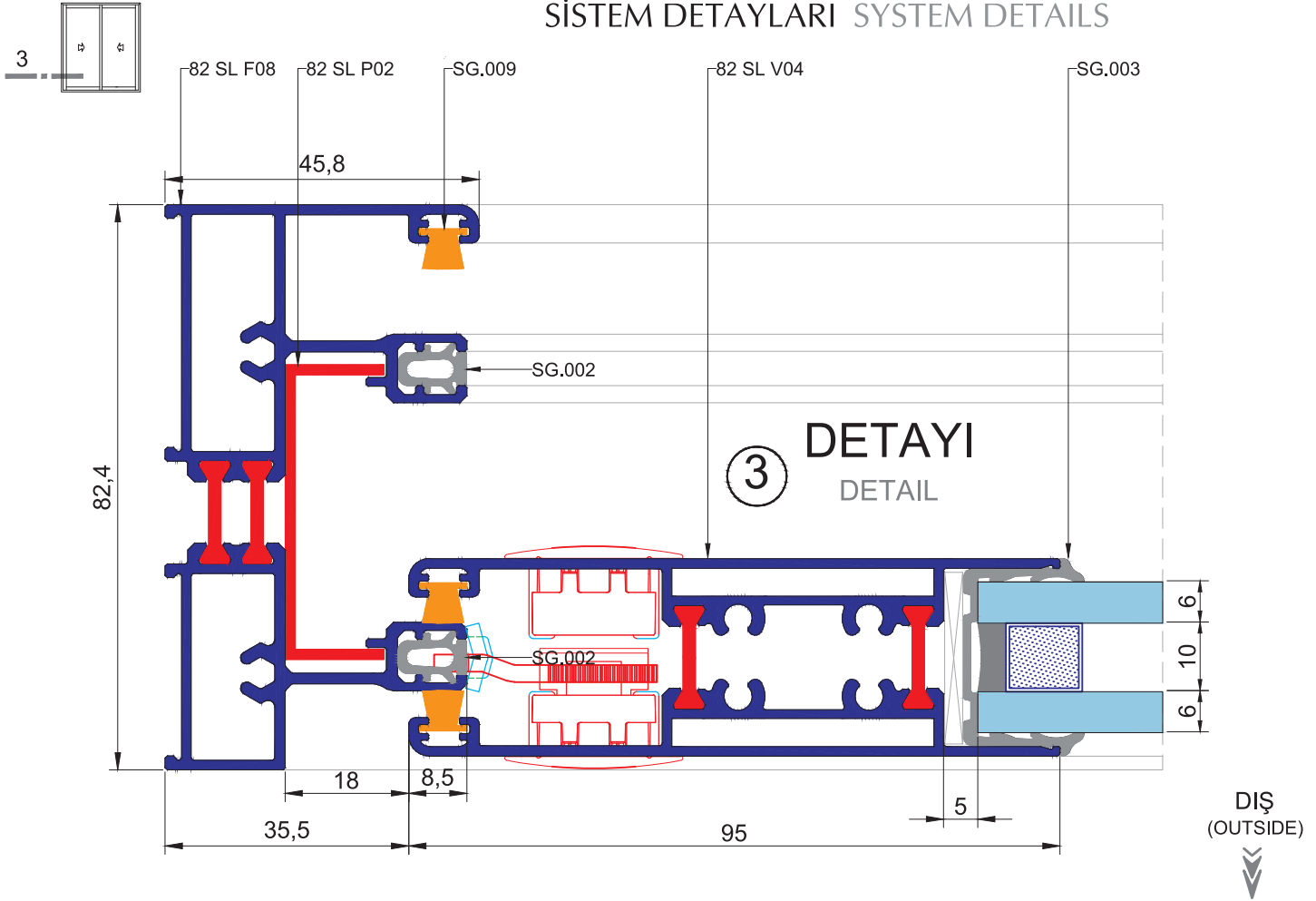
SİSTEM DETAYLARI SYSTEM DETAILS



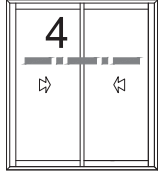
**2b** DETAYI  
DETAIL



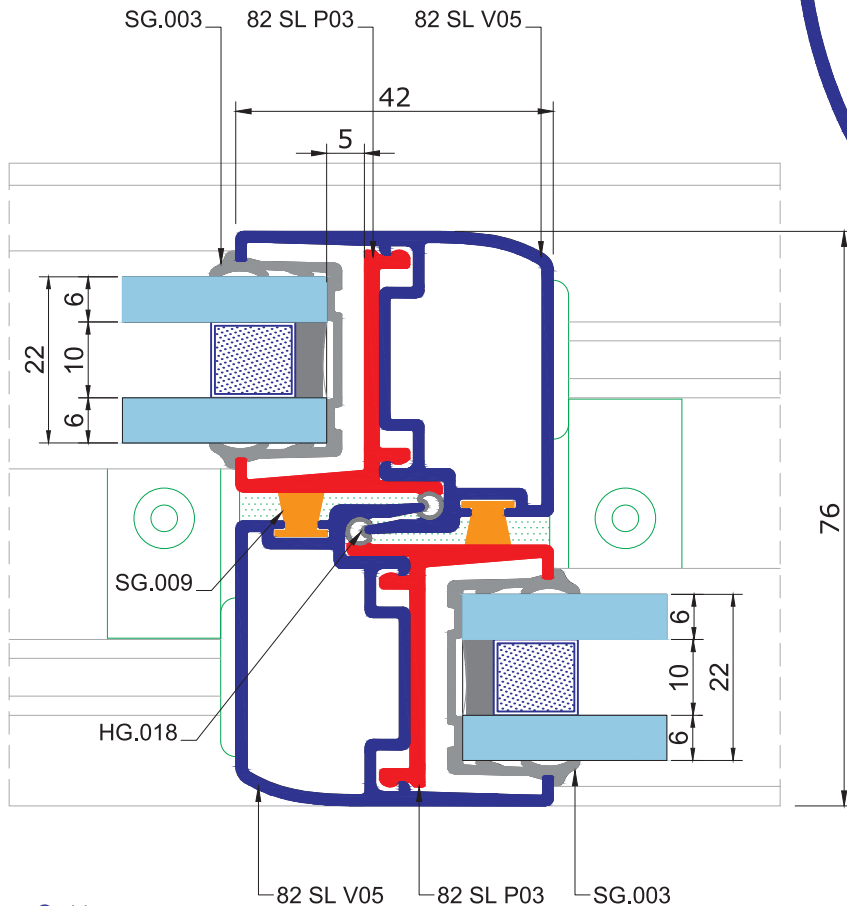
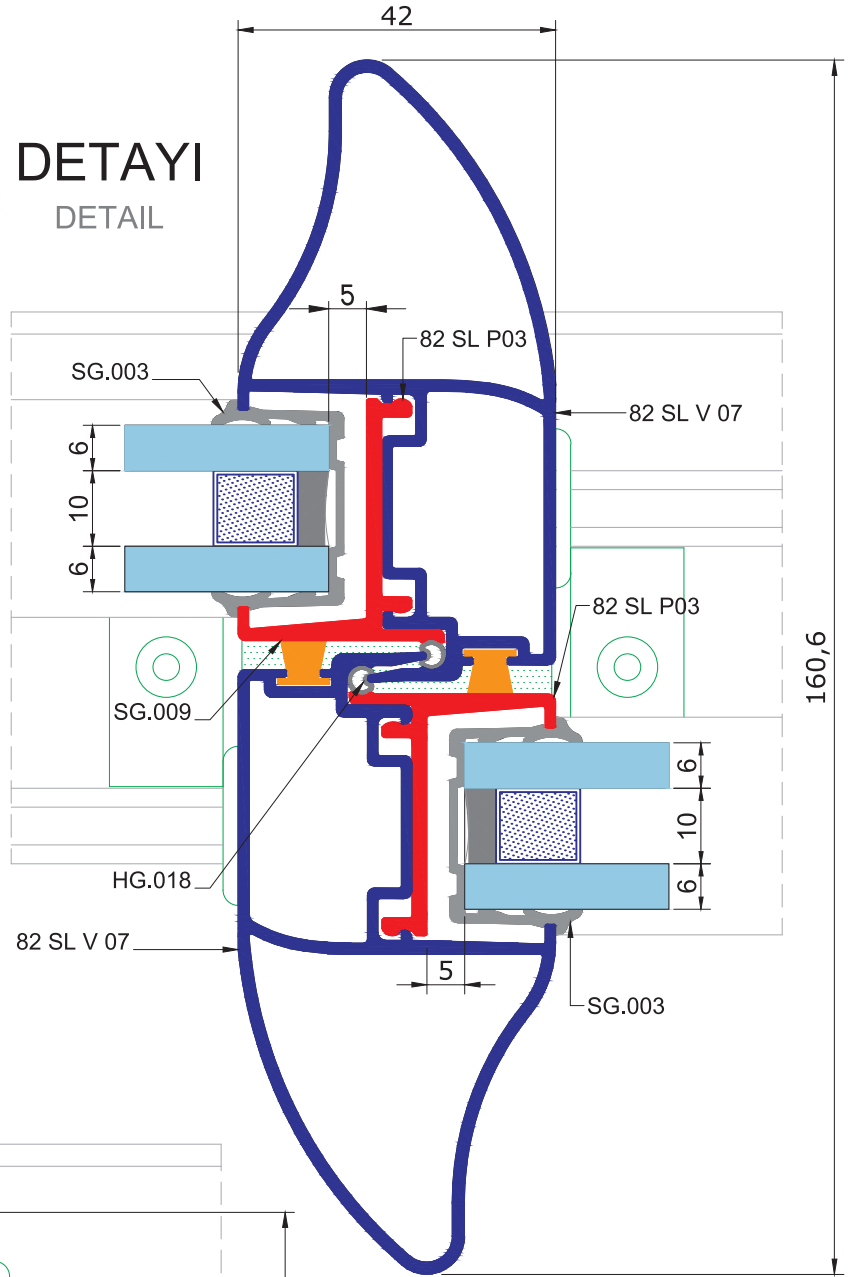
SİSTEM DETAYLARI SYSTEM DETAILS



SİSTEM DETAYLARI SYSTEM DETAILS



④ DETAYI  
DETAIL

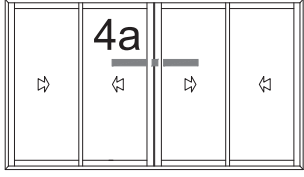


④A

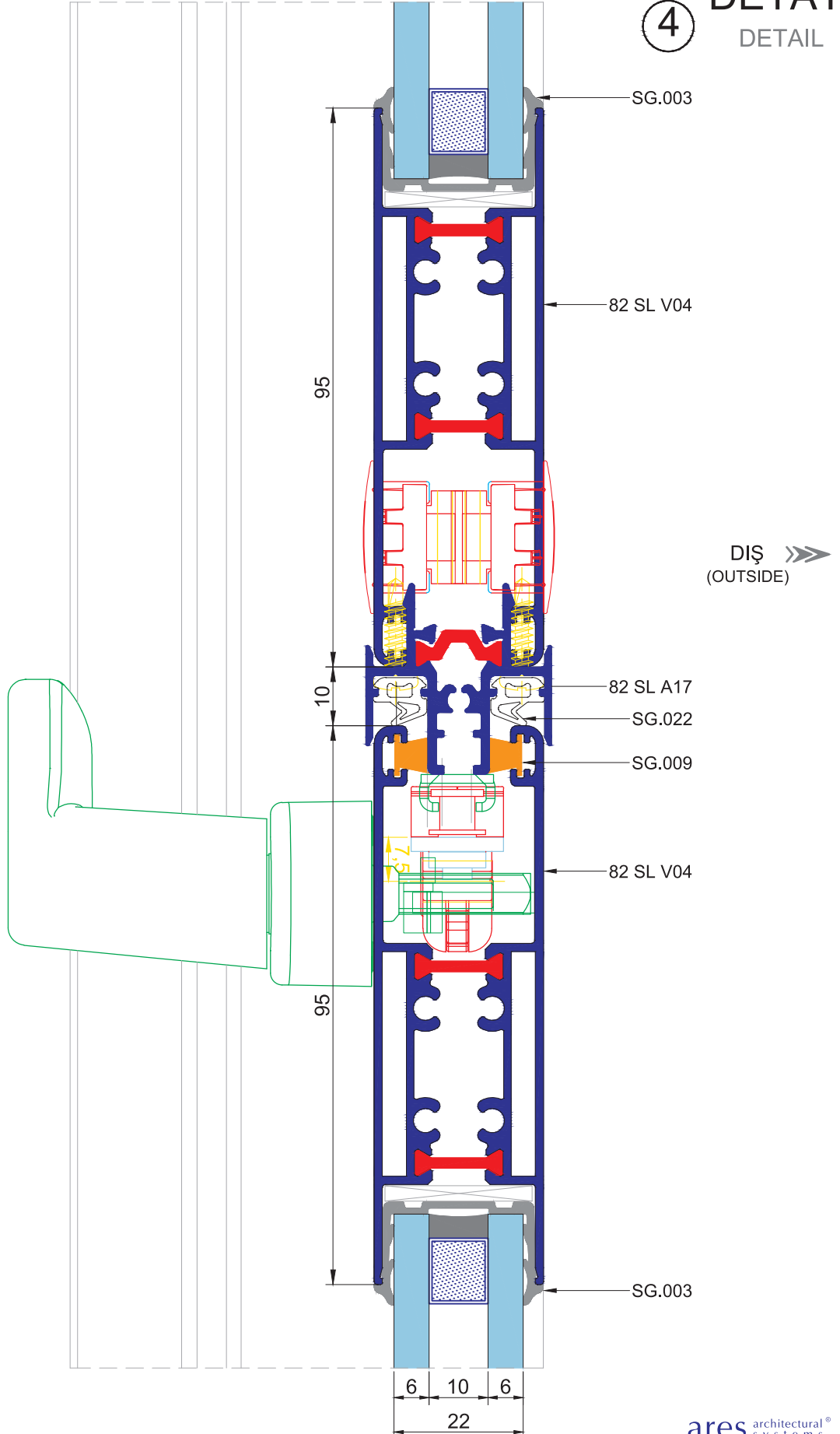
ALTERNATİF DETAY  
ALTERNATIVE DETAIL

Ölçek: 1/1  
Scale: 1/1

SİSTEM DETAYLARI SYSTEM DETAILS

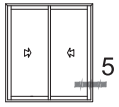


④ DETAYI  
DETAIL

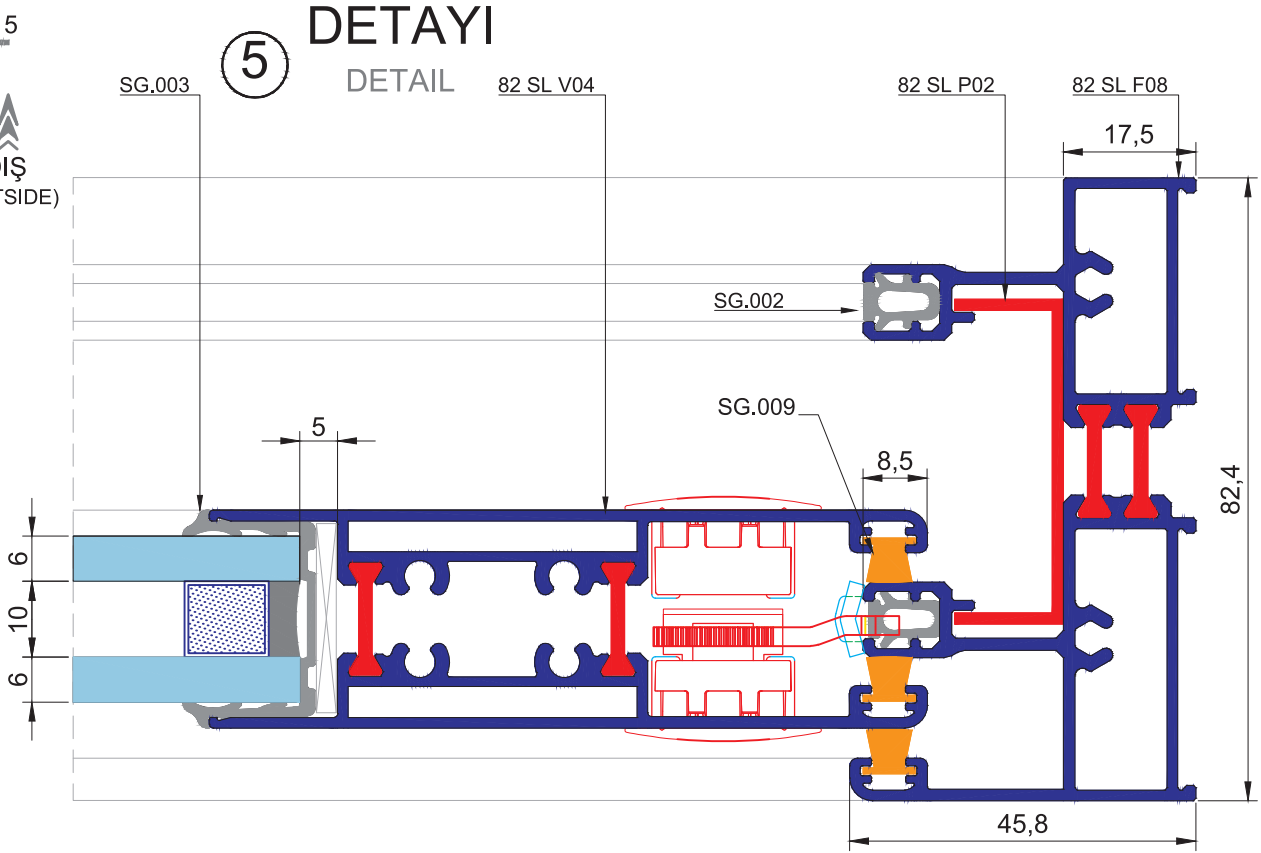


Ölçek: 1/1  
Scale: 1/1

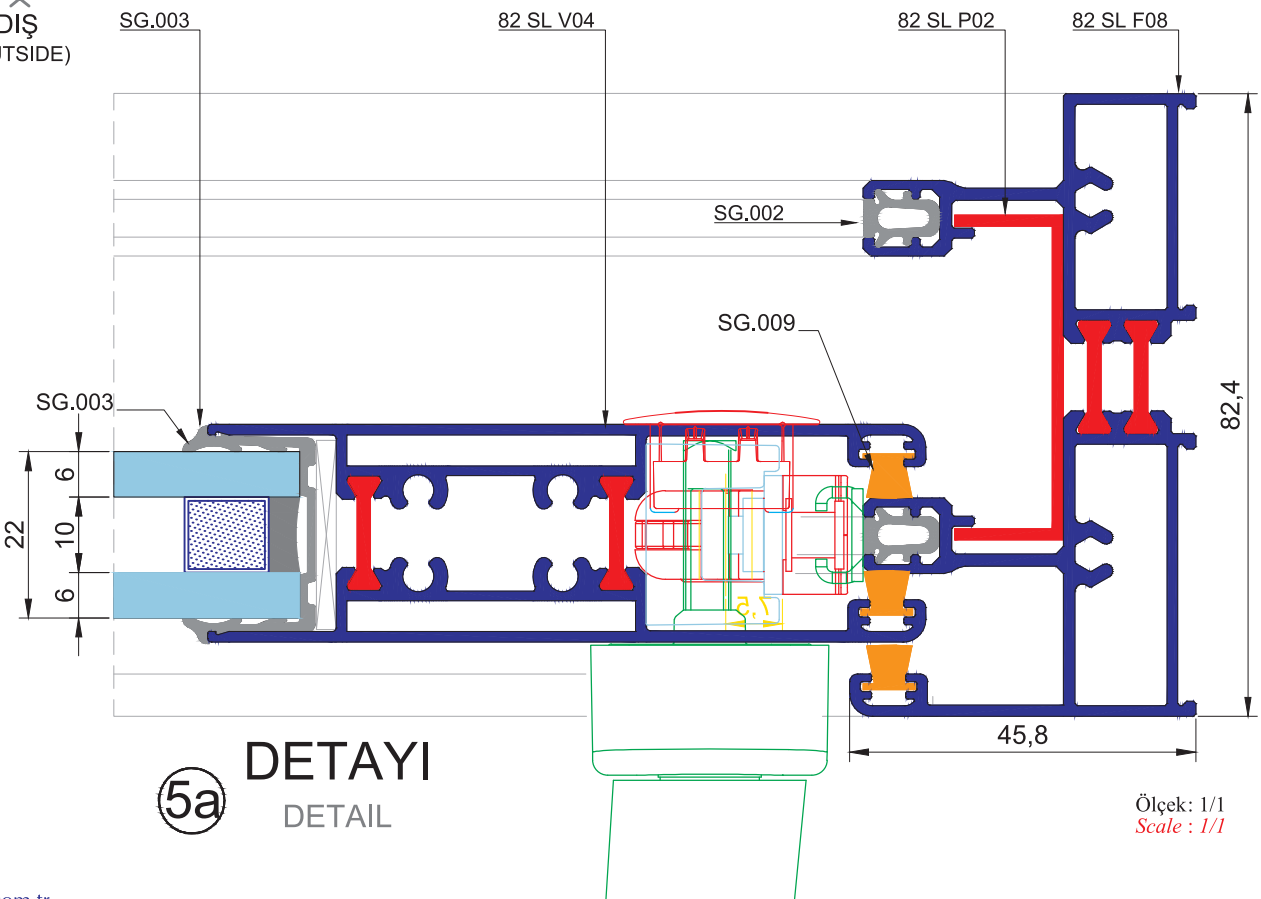
SİSTEM DETAYLARI SYSTEM DETAILS



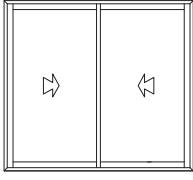
DIŞ  
(OUTSIDE)



DIŞ  
(OUTSIDE)



Ölçek: 1/1  
Scale: 1/1



#### PROFİL / PROFILE

	KOD Code	PROFİL TANIMI Description	KESİM SÜ Cutting Dimension	KESİM AÇISI Cutting Angle
2	82 SL F08	Düşey Kasa Pr.(Vertical Frame Pr.)	H	45°/45°
2	82 SL F02	Yatay Kasa Pr.(Horizontal Frame Pr.)	L	45°/45°
2	82 SL V04	Düşey Kanat Pr.(Vertical Vent Pr.)	H - 77	90°/90°
2	82 SL V05	Kenet Pr.	H - 77	90°/90°
4	82 SL V03	Yatay Kanat Pr.(Horizontal Vent Pr.)	L / 2 - 151	90°/90°

#### AKSESUAR/ACCESSORY

	ADET Pcs	KOD Code	AKSESUAR TANIMI Description
	4	SV.001	Cam Takozu 3 mm (Glazing Plugs)
	2	SA.001	Havuzlu Kilit (Sliding Lock)
	2	SA.001A	Havuzlu Kol (Handle For Sliding)

#### AKSESUAR/ACCESSORY

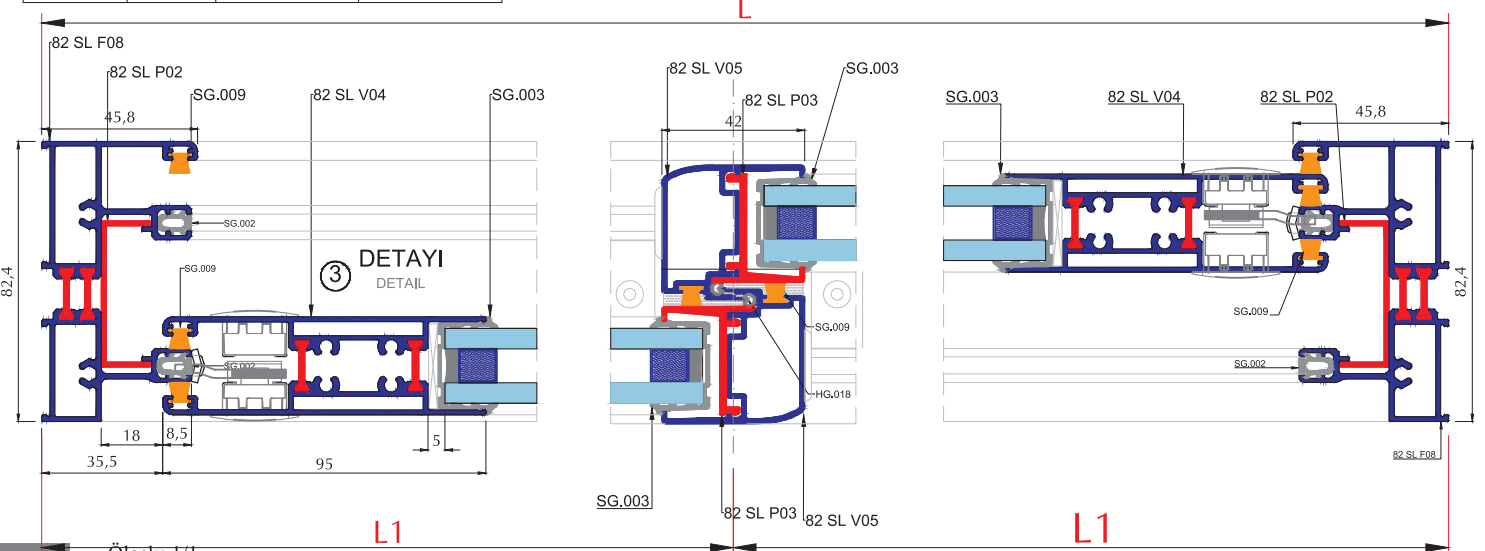
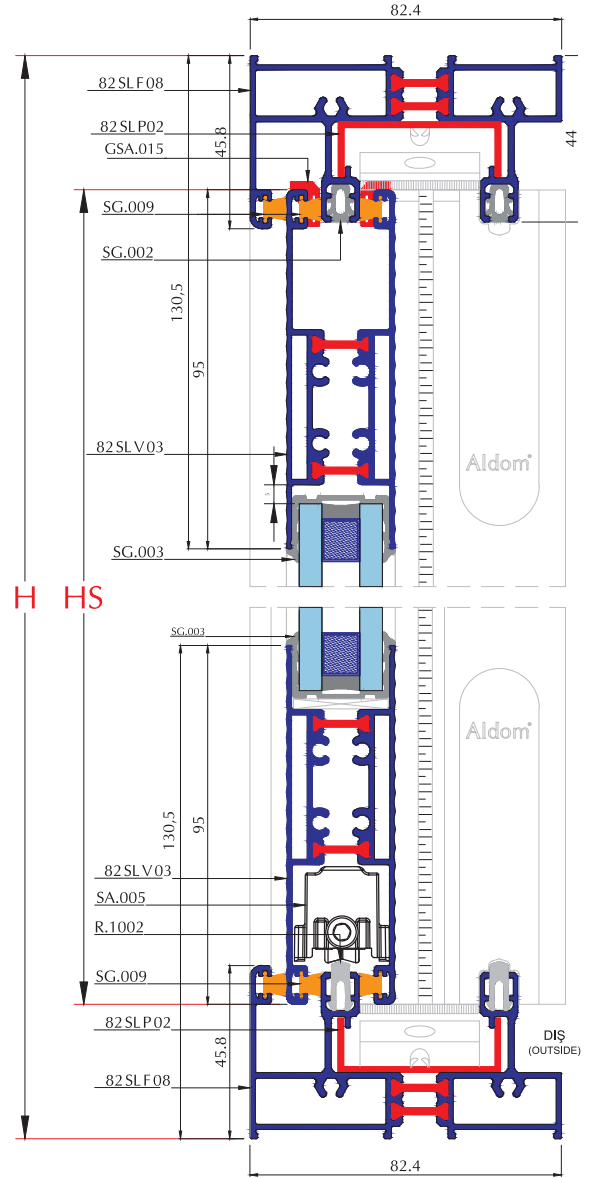
	ADET Pcs	KOD Code	AKSESUAR TANIMI Description
	1	SA.002	SA.001 için Karşılık (Locking Kit For SA.001)
	4 Ad	GSA.015	Kanat Sallantı Engelleyici (Sash Vibration Presenter)
	1	SV.016	ÇİFT KANAT SÜRME AKSESUAR KİTİ (Double Vent Slide Accessories)
	2	SA.005	Çiftli Ayarlı Rulman (120kg) (Sliding Carriage Adjusting Roller 120 kg Capacity For Sash)

#### FİTİLLER/GASKETS

	KOD Code	AKSESUAR TANIMI Description	KESİM SÜ Cutting Dimension
	SG.002	Ray Fitili (Rail Gasket)	(Hx4) + (Lx2)
	SG.009	Fırça Fitil (Sealing Brush)	(Lx6) + (Hx8)
	SG.003	Cam Fitili (Glass Gasket)	(Hx4) + (Lx2)
	HG.018	Kenet Fitili (Glass Gasket)	Hx2
	82 SL P03	Kilitleme Fitili (Locking Gasket)	(H-77)x2
	82 SL P02	Merkezi Kanal Fitili (Central Channel)	2 H + 2 L
	R-1002	Çelik Ray Fitili (Steel Sliding Gasket)	2 L

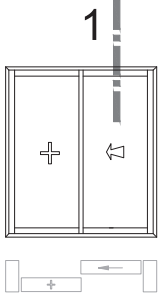
Tahliye tapası 500mm'de bir,  
Draining slot at every 500mm

Cam kesim sü (Glass Cutting Size)  
Düşey (Vertical) = HS-160  
Yatay (Horizontal) = L/2-127

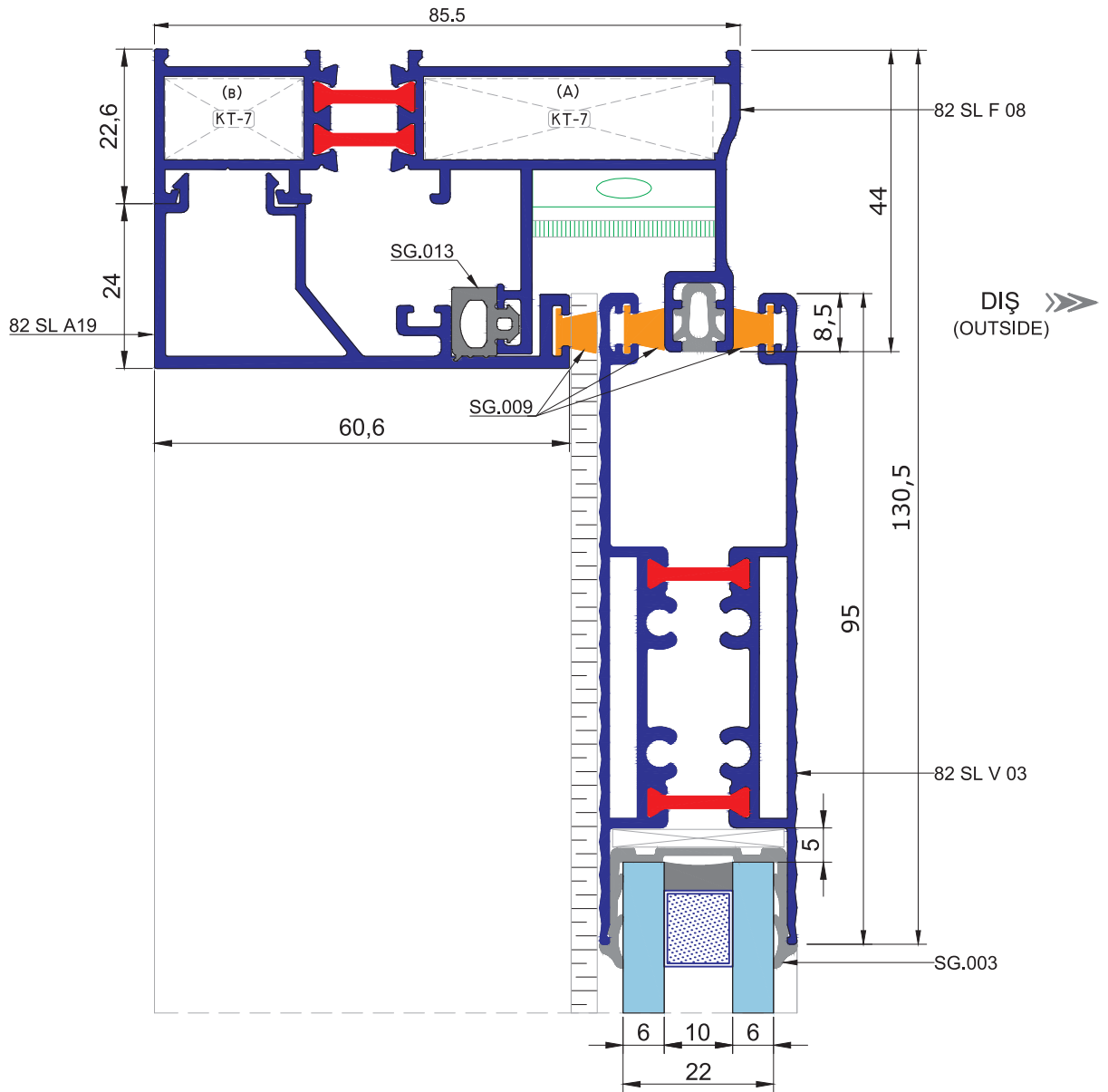


Ölçek: 1/1  
Scale: 1/1

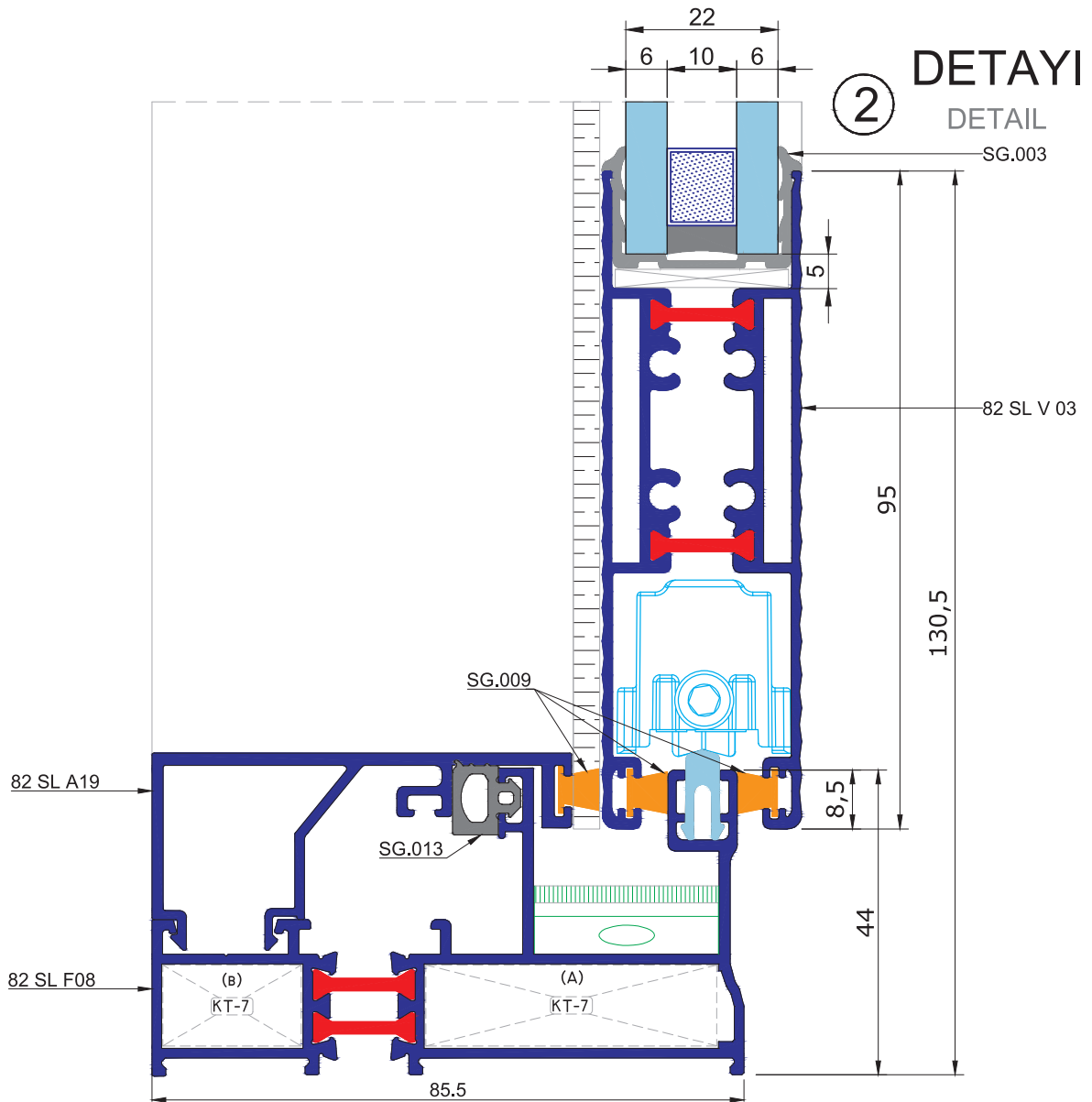

SİSTEM DETAYLARI SYSTEM DETAILS



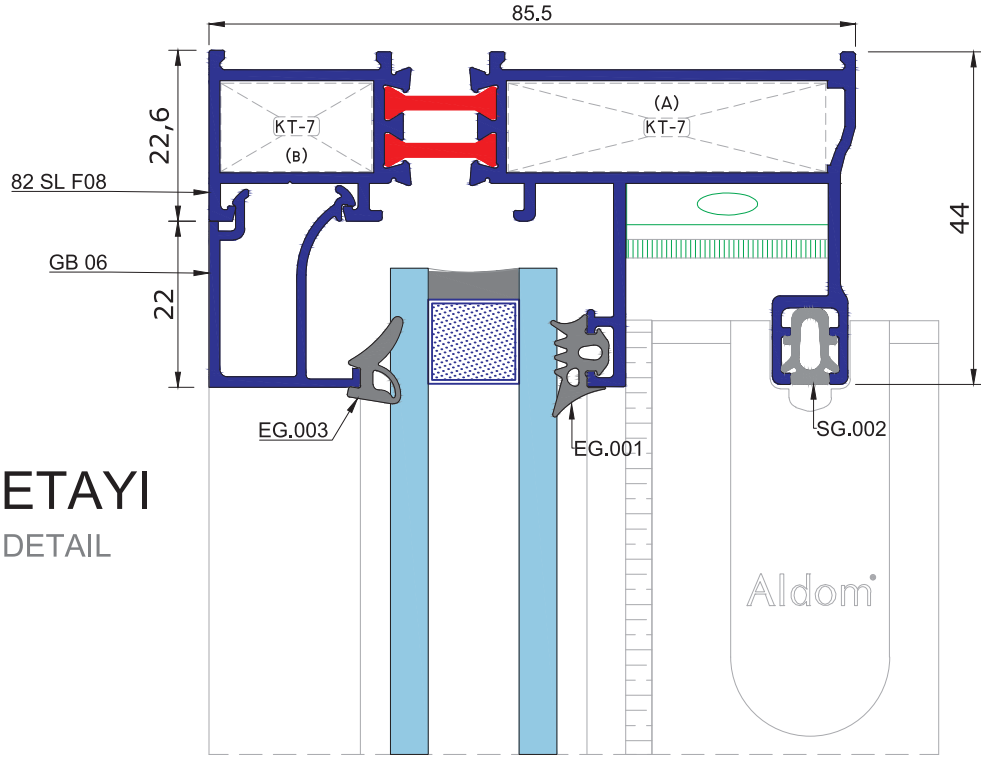

① DETAYI  
DETAIL



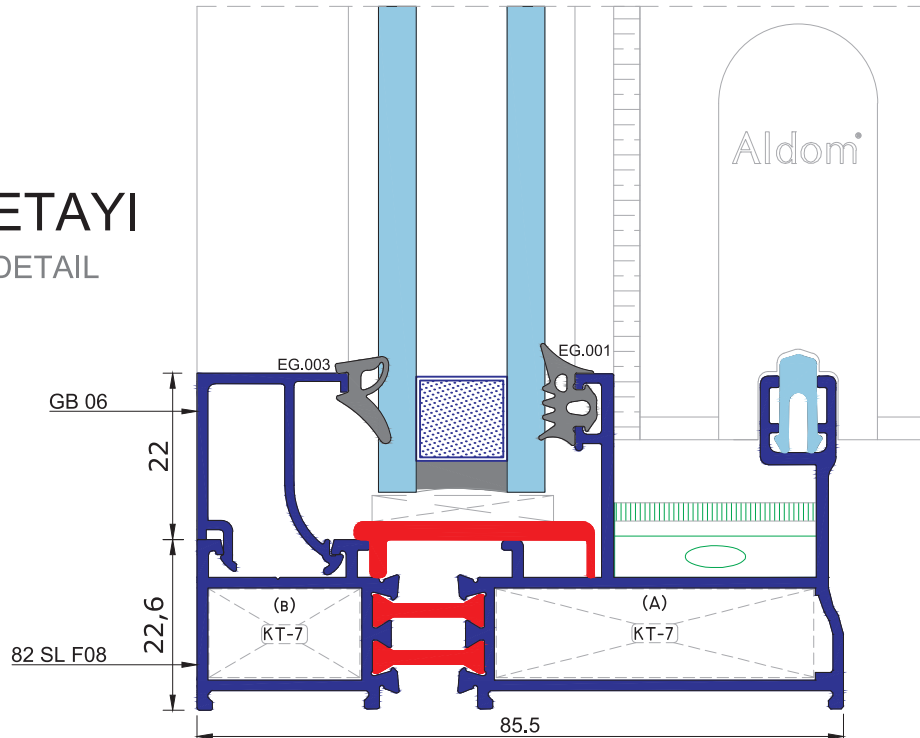
SİSTEM DETAYLARI SYSTEM DETAILS



SİSTEM DETAYLARI SYSTEM DETAILS

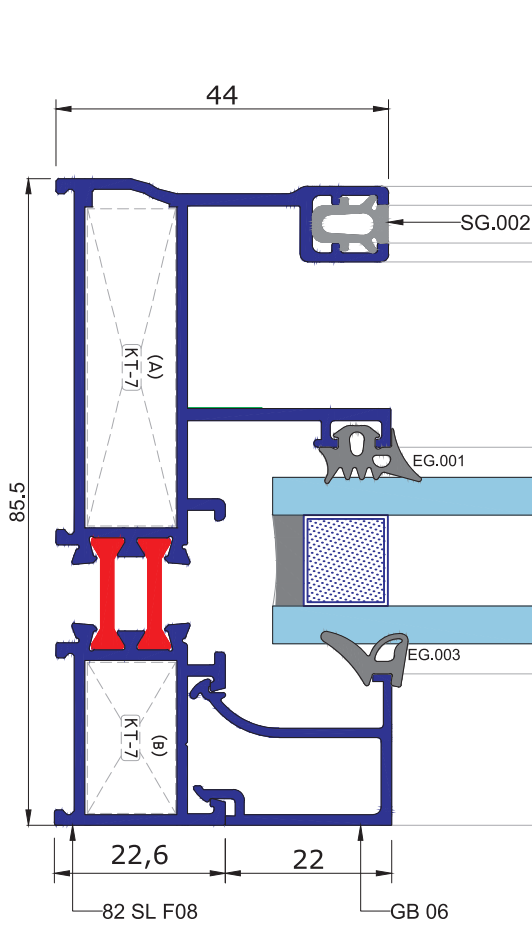
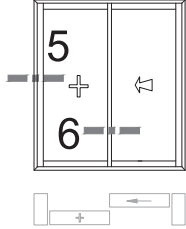


③ DETAYI  
DETAIL

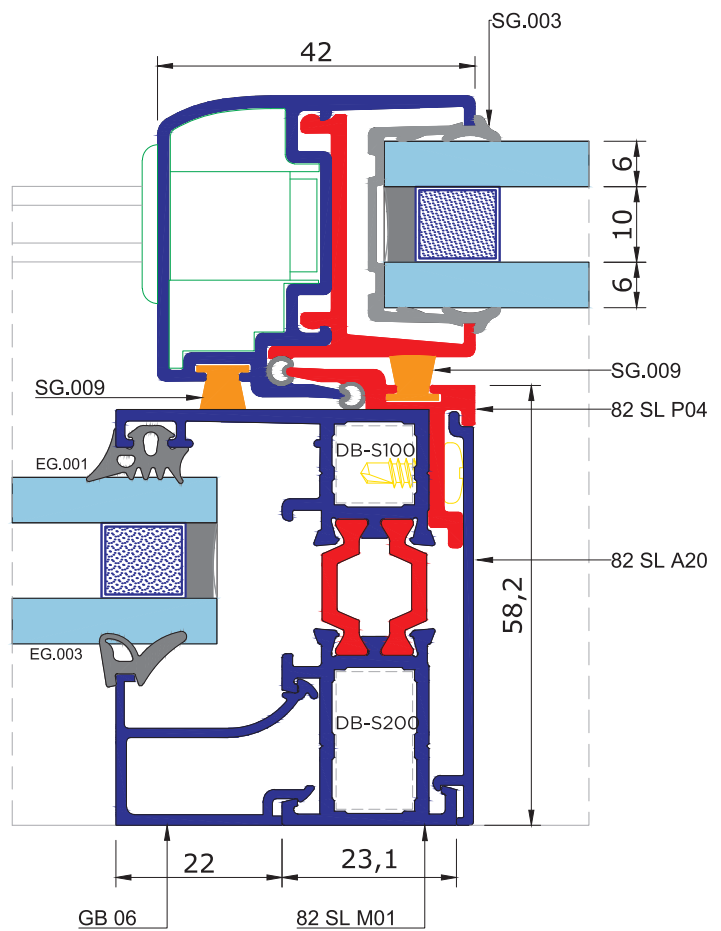


④ DETAYI  
DETAIL

SİSTEM DETAYLARI SYSTEM DETAILS

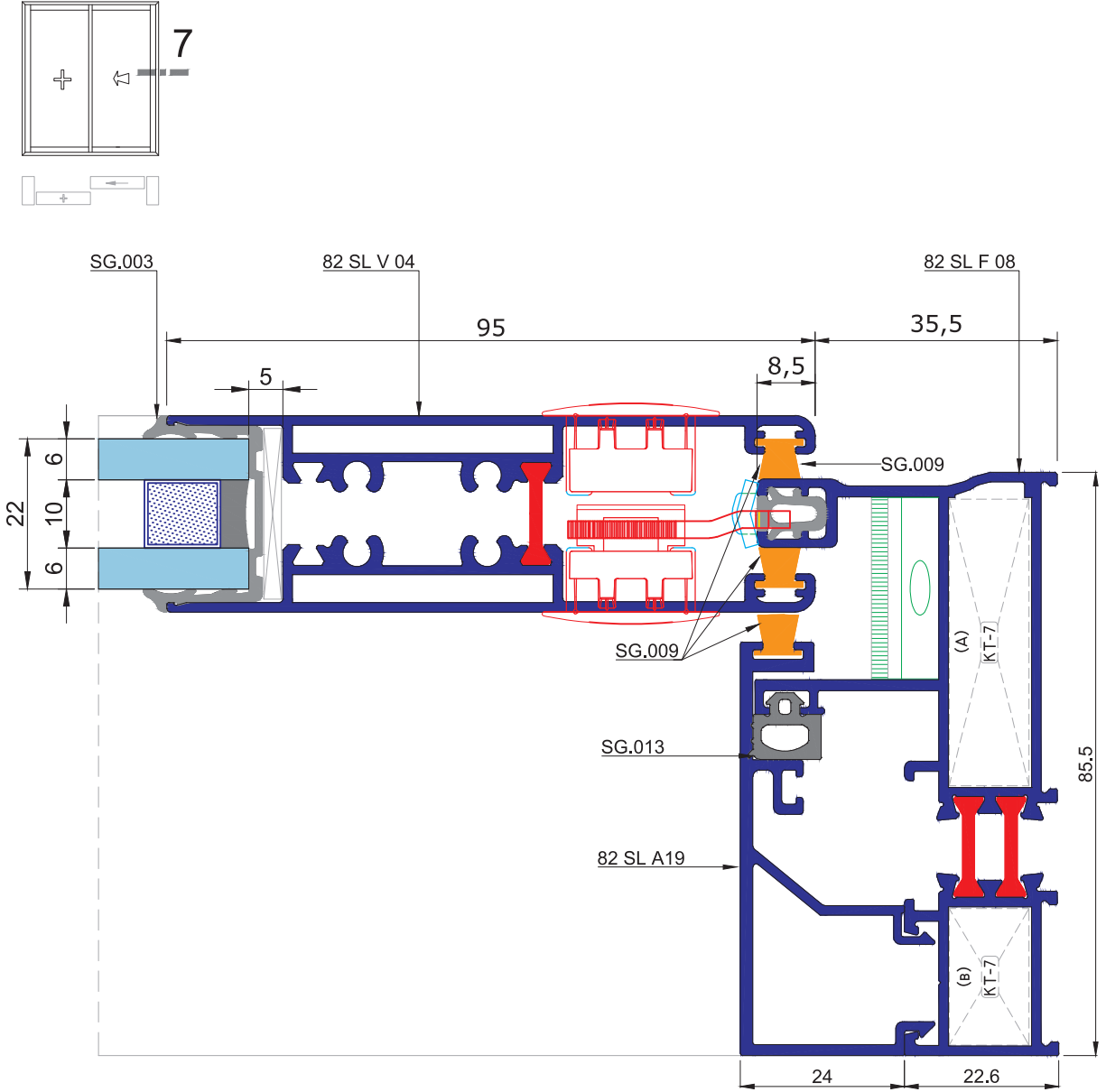


5 DETAYI  
DETAIL

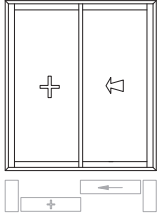


6 DETAYI  
DETAIL

SİSTEM DETAYLARI SYSTEM DETAILS



⑦ DETAYI  
DETAIL



### PROFİL / PROFILE

ADET Pcs	KOD Code	PROFİL TANIMI Description	KESİM ÖLÇÜSÜ Cutting Dimension	KESİM AÇISI Cutting Angle
2	82 SL F08	Düsey Kasa Pr. (Vertical Frame Pr.)	H	45°/45°
2	82 SL F08	Yatay Kasa Pr. (Horizontal Frame Pr.)	L	45°/45°
2	82 SL V03	Düsey Kanat Pr. (Vertical Vent Pr.)	SH= H - 77	90°/90°
2	82 SL V03	Yatay Kanat Pr. (Vertical Vent Pr.)	SW=L/2-124	90°/90°
1	82 SL M01	Orta Kayıt Pr. (Horizontal Vent Pr.)	H-45	90°/90°
1	82 SL V05	Kenet Pr. (Hook Profile)	H-77	90°/90°
1	82 SL A19	Adaptör Pr. (Adapter Profile)	GB1= H-93	90°/90°
2	82 SL A19	Adaptör Pr. (Adapter Profile)	GB2= L/2-16	90°/90°
2	82 SL A20	Adaptör Pr. (Adapter Profile)	H-45	90°/90°
2	GB 06	Çıta Pr. (Glazing Bead Profile)	GBH= H-89	90°/90°
2	GB 06	Çıta Pr. (Glazing Bead Profile)	GBL= L/2-54	90°/90°
1	82 SL P 03	Kenet Fitolu (Hook Profile)	H-45	90°/90°
1	82 SL P 04	Kenet Fitolu (Hook Profile)	H-45	90°/90°

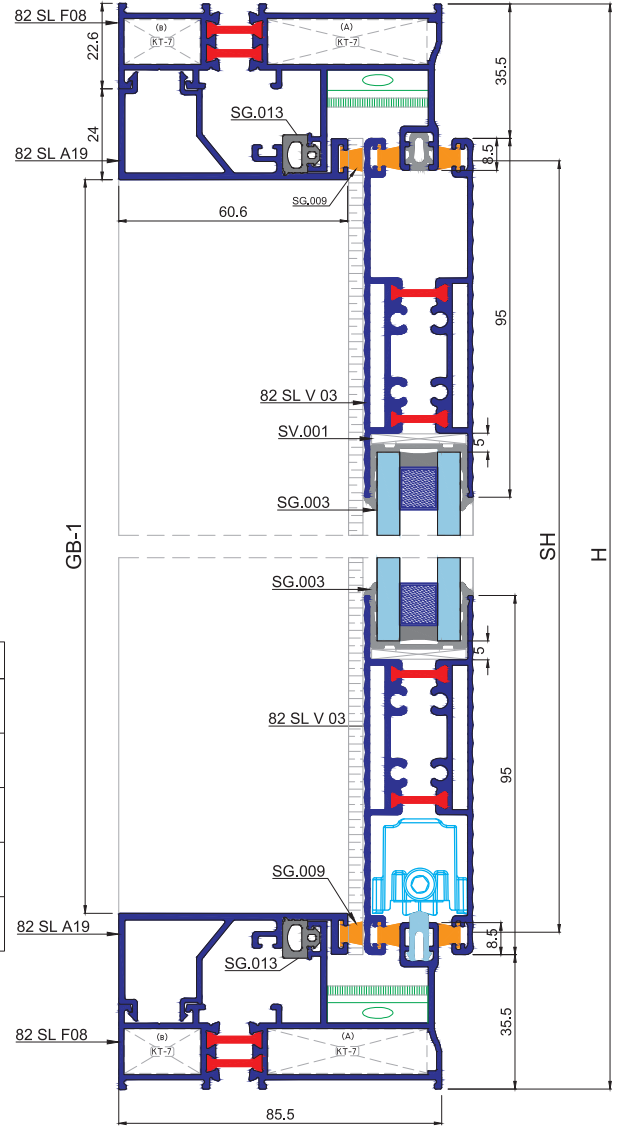
### AKSESUAR / ACCESSORY

ADET Pcs	KOD Code	AKSESUAR TANIMI Description	ADET Pcs	KOD Code	AKSESUAR TANIMI Description
4	SV.001	Cam Takoğu 3 mm (Glazing Plugs)	1	SA.002	SA.001 için Karşılık (Locking Kit For SA.001)
4	7002	Köşe Takoğu (22,2 mm) (Corner Cleats - 22,2 mm)	1	SV.016M	3 Kanat Sürme Aks. Kiti (3 Vent Slide Accessories)
4	7004	Köşe Takoğu (42 mm) (Corner Cleats - 42 mm)	2	SV.005	Çiftli Ayarlı Rulman ( 100kg) (Sliding Carriage Adjusting Roller 100 kg Capacity For Sash)
1	SA.001	Havuzlu Kilit (Sliding Lock)	2	DB-S100	Orta Kayıt Bağlantı (Mullion Connection Piece)
1	SA.001A	Havuzlu Kol (Handle For Sliding)	2	DB-S200	Orta Kayıt Bağlantı (Mullion Connection Piece)

### FİTİLLER / GASKETS

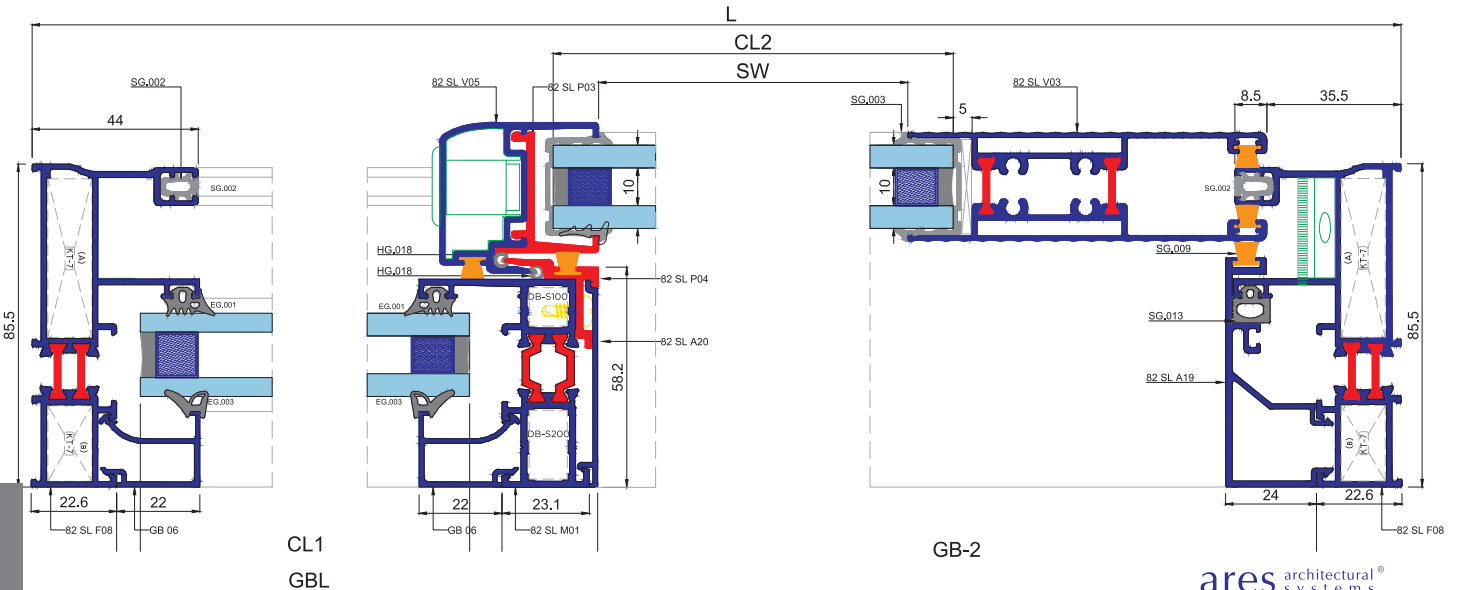
KOD Code	Aksesuar Tanımı Description	KESİM ÖLÇÜSÜ Cutting Dimension
SG.003	U Şeklinde Cam Fitolu 20 mm (U Shaped Gasket)	2 H + 2 L
SG.002	Kasa Fitolu (Gasket For Inside Rabbet)	2H + 1L
SG.009	Fırça Fitolu (Weather Strip Brush)	5 H + 6x (L/2)
EG.001	Dış Cam Fitolu (Outer Glazing Gasket)	2 GBL + 2 SH
EG.003	İç Cam Fitolu (Inner Glazing Gasket)	2 GBL + 2 SH
SG.013	Çıta fitili (Glazing Bead Gasket)	1 H + 2 L/2
HG.018	Kenet fitili (Adapter Gasket)	2 H - 45
R-1002	Çelik Ray Fitolu (Steel Sliding Gasket)	2 L

Tahliye tapası 500mm'de bir.  
Draining slot at every 500mm

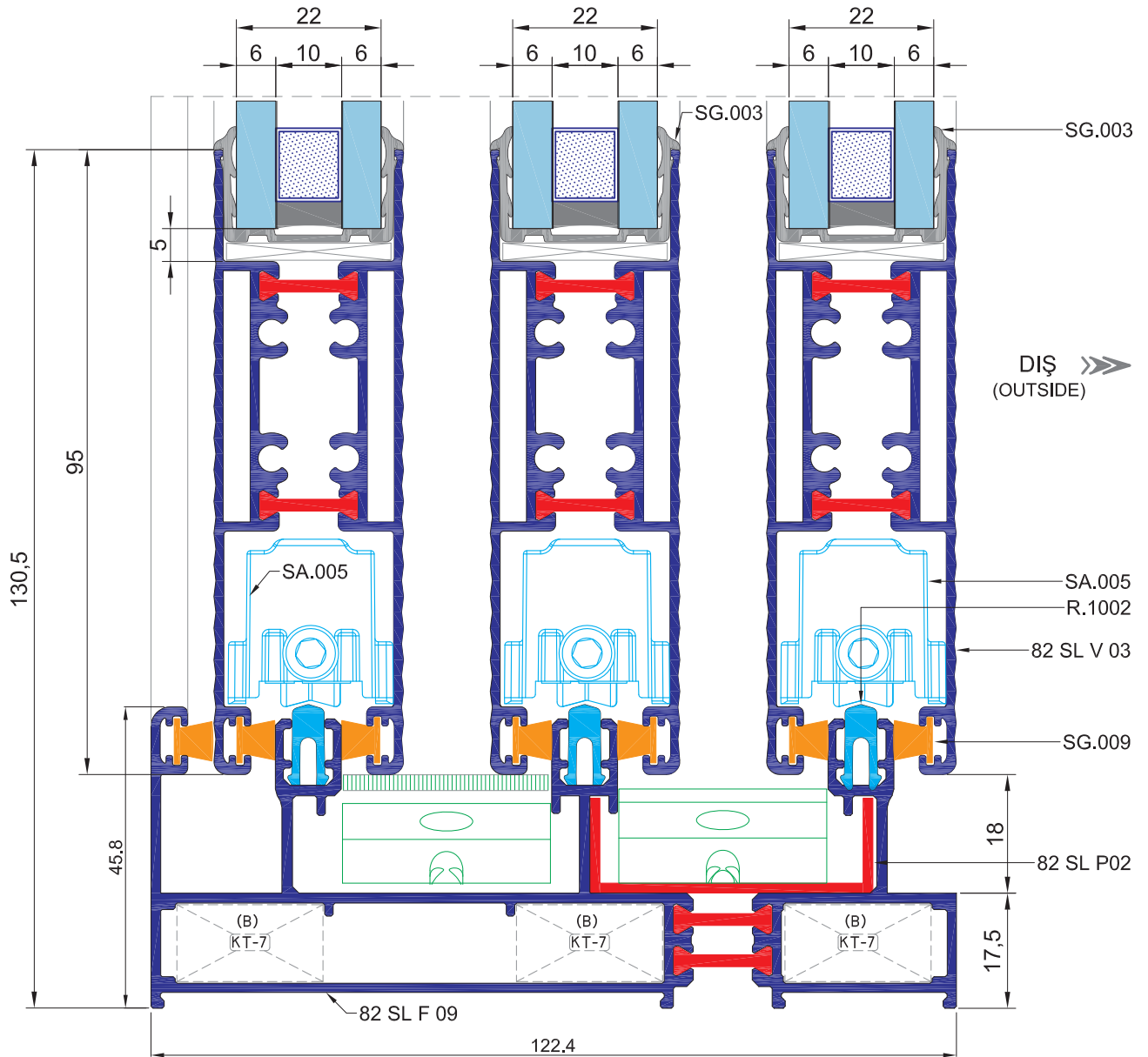
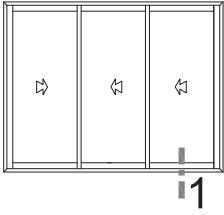


Cam kesim ölçüsü (Glass Cutting Size)  
CL1 = Düsey (Vertical) = H - 57  
CL1 = Yatay (Horizontal) = L/2 - 69

Cam kesim ölçüsü (Glass Cutting Size)  
CL2 = Düsey (Vertical) = H - 237  
CL2 = Yatay (Horizontal) = L/2 - 100

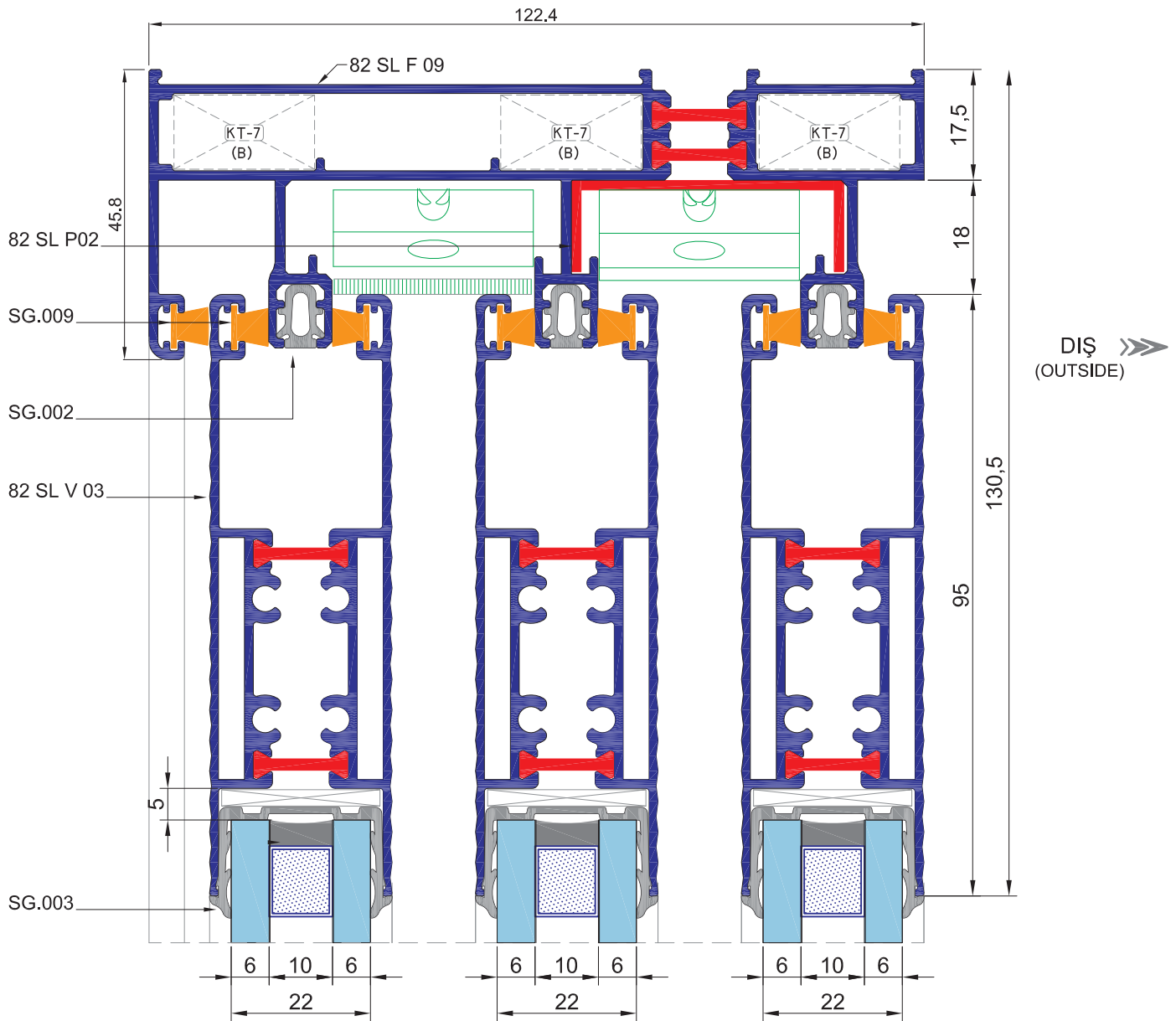
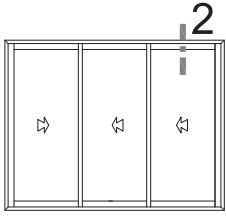


SİSTEM DETAYLARI SYSTEM DETAILS



3 DETAYI  
DETAIL

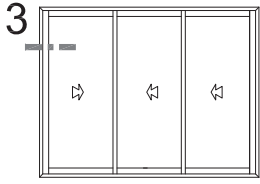
SİSTEM DETAYLARI SYSTEM DETAILS



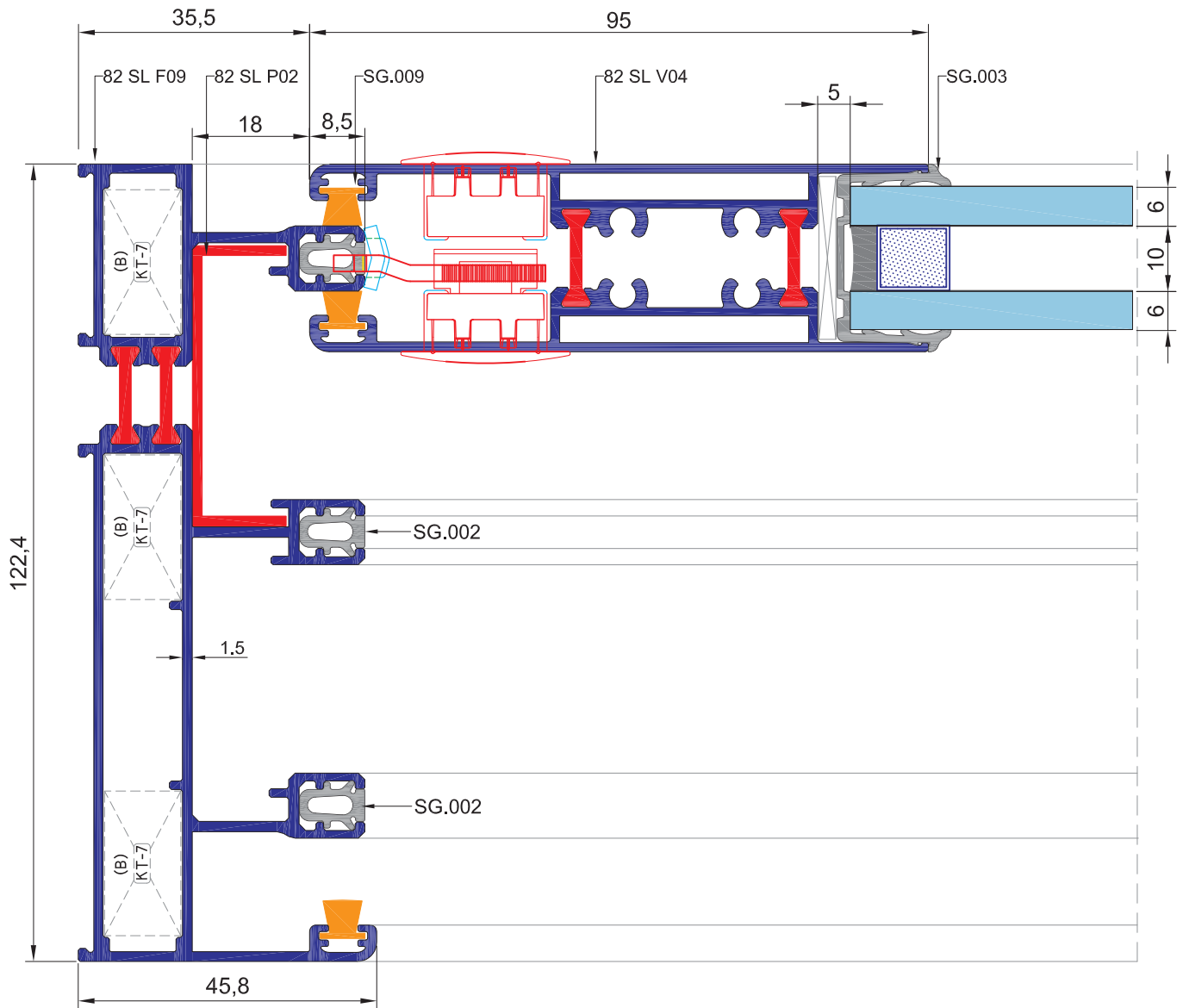
2 DETAYI  
DETAIL

Ölçek: 1/1  
Scale: 1/1

SİSTEM DETAYLARI SYSTEM DETAILS

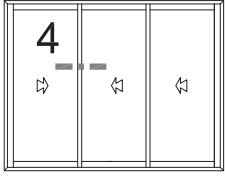


DIŞ  
(OUTSIDE)



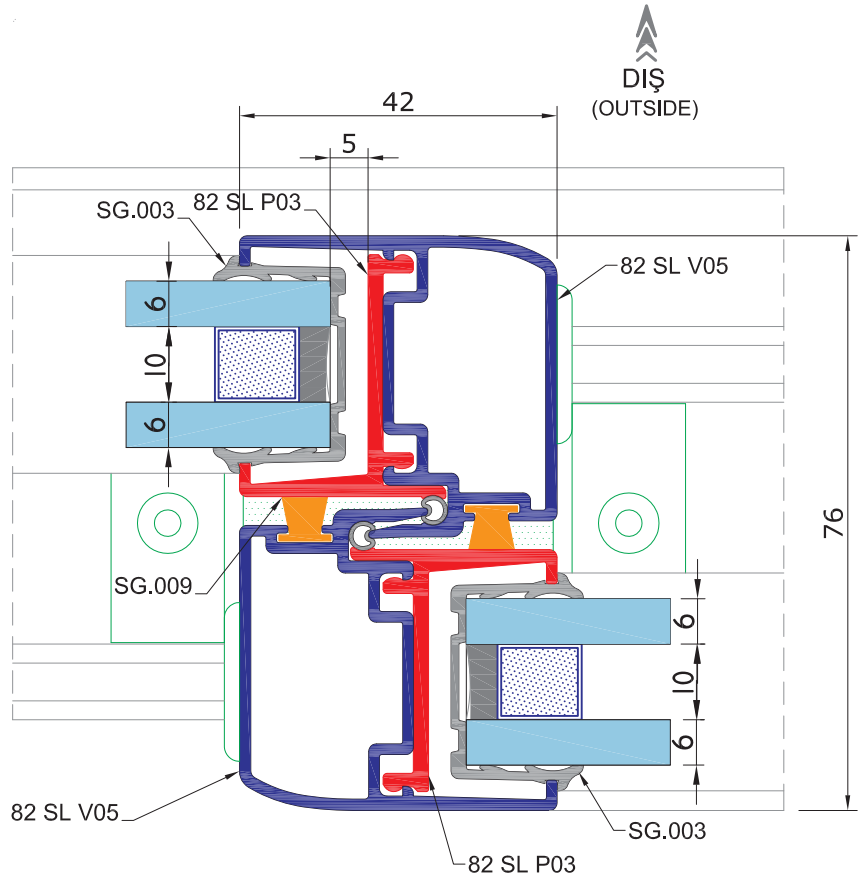
1 DETAYI  
DETAIL

Ölçek: 1/1  
Scale: 1/1

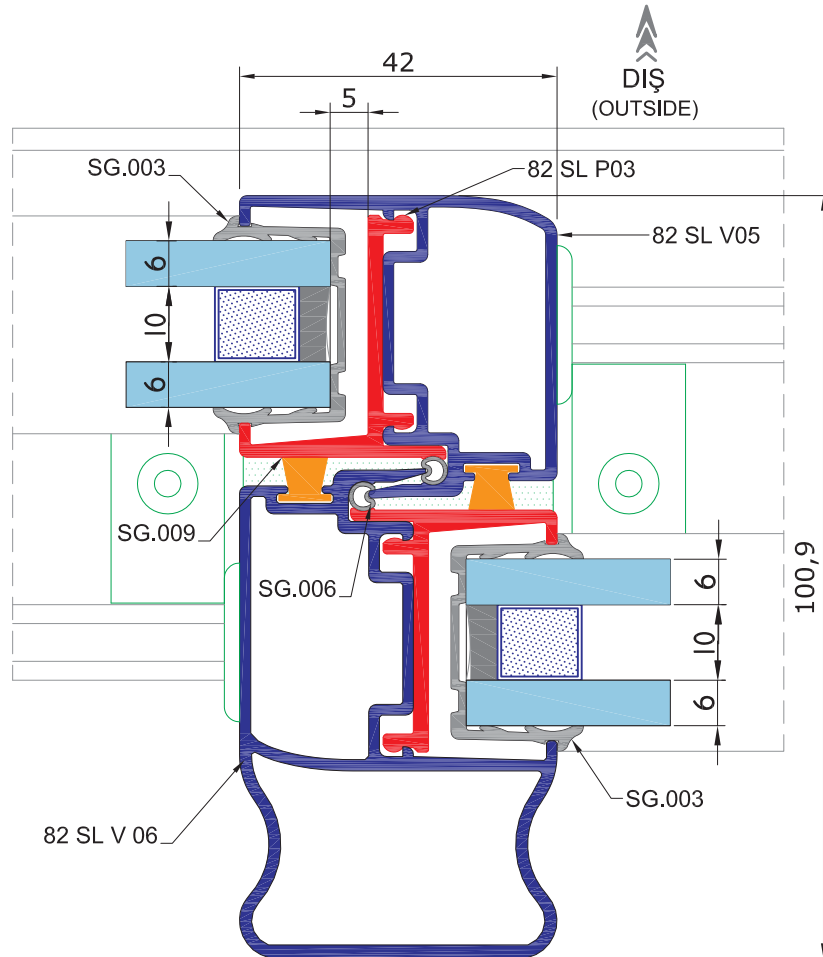


SİSTEM DETAYLARI SYSTEM DETAILS

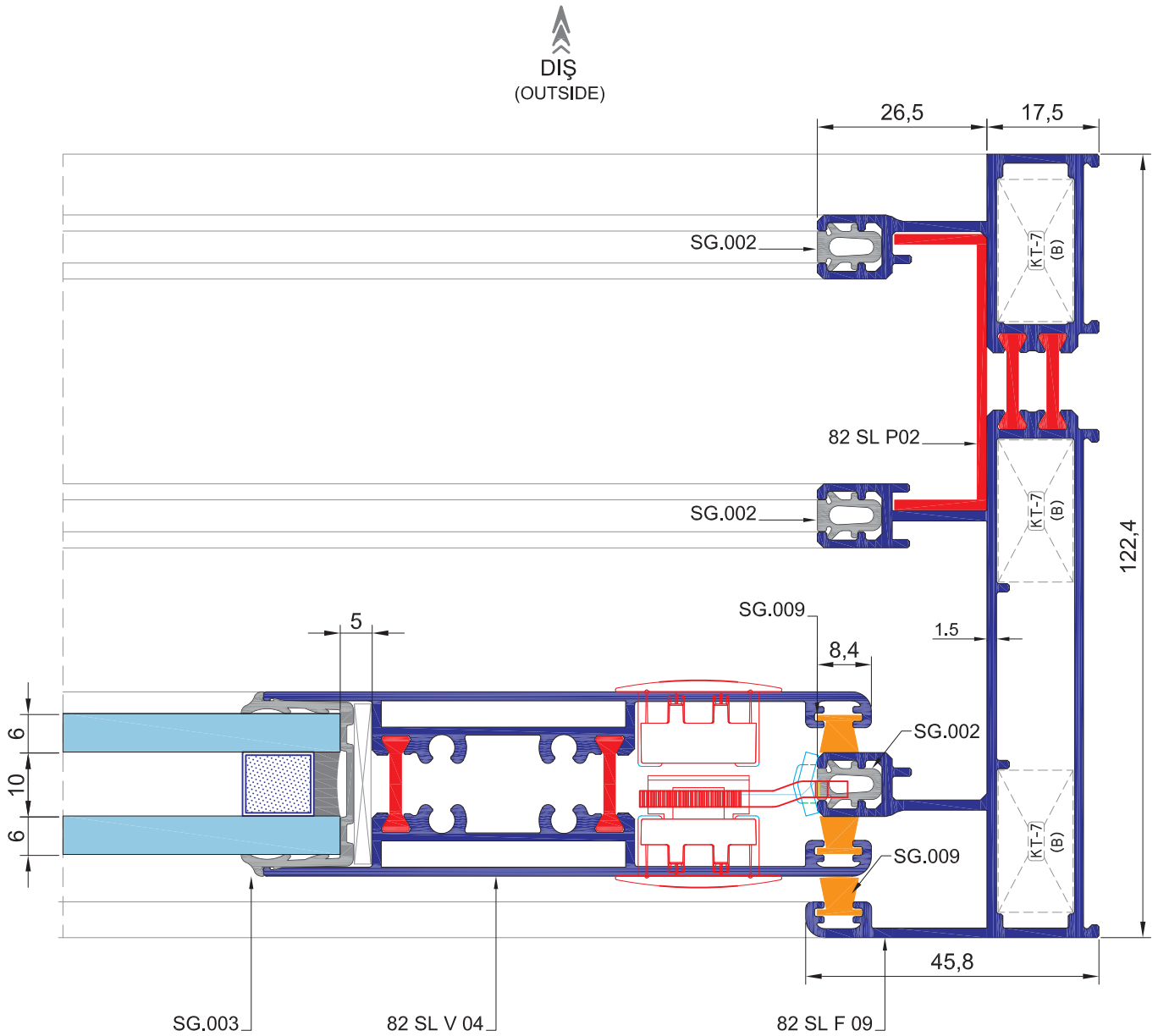
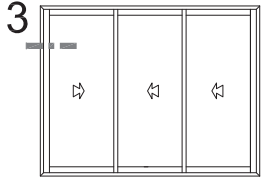
4 DETAYI  
DETAIL



4a DETAYI  
DETAIL

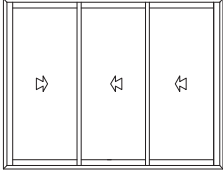


SİSTEM DETAYLARI SYSTEM DETAILS



1 DETAYI  
DETAIL

Ölçek: 1/1  
Scale: 1/1



#### PROFİL / PROFILE

ADET Pcs	KOD Code	PROFİL TANIMI Description	KESİM SÜ Cutting Dimension	KESİM AÇISI Cutting Angle
2	82 SL F09	Düsey Kasa Pr. (Vertical Frame Pr.)	H	45°/45°
2	82 SL F09	Yatay Kasa Pr. (Horizontal Frame Pr.)	L	45°/45°
2	82 SL V04	Düsey Kanat Pr. (Vertical Vent Pr.)	SH= H - 77	90°/90°
6	82 SL V03	Yatay Kanat Pr. (Horizontal Vent Pr.)	SW= L/3- 115	90°/90°
4	82 SL V05	Kenet Pr.	SH= H - 77	90°/90°

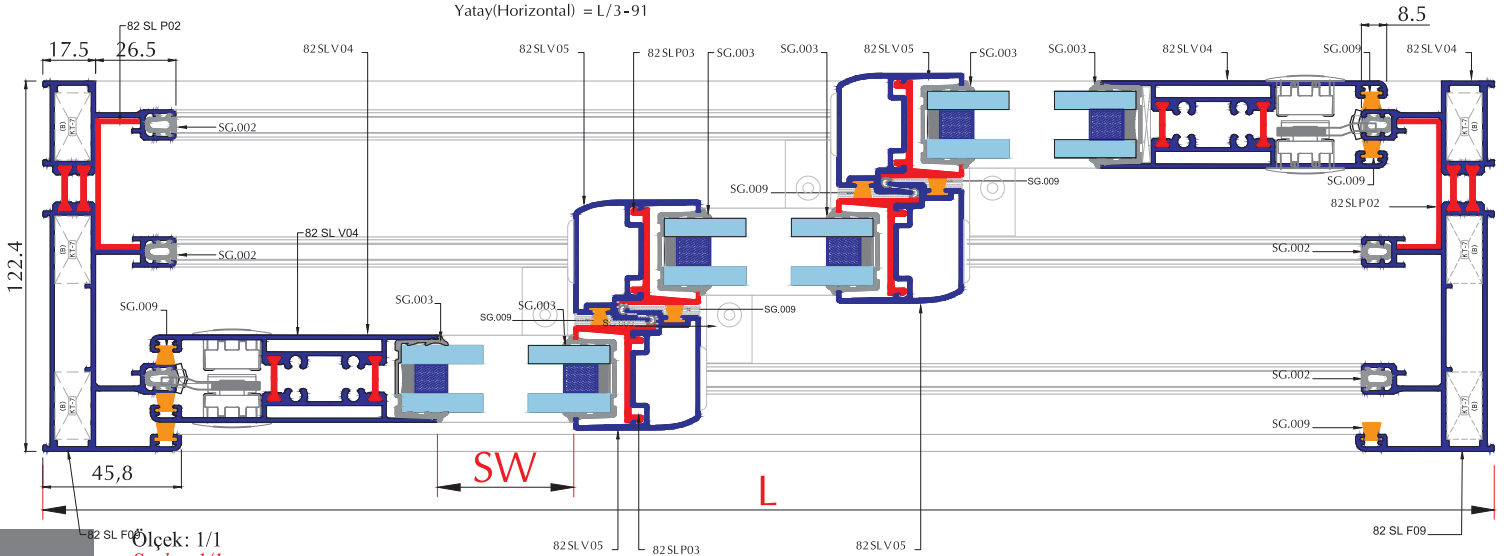
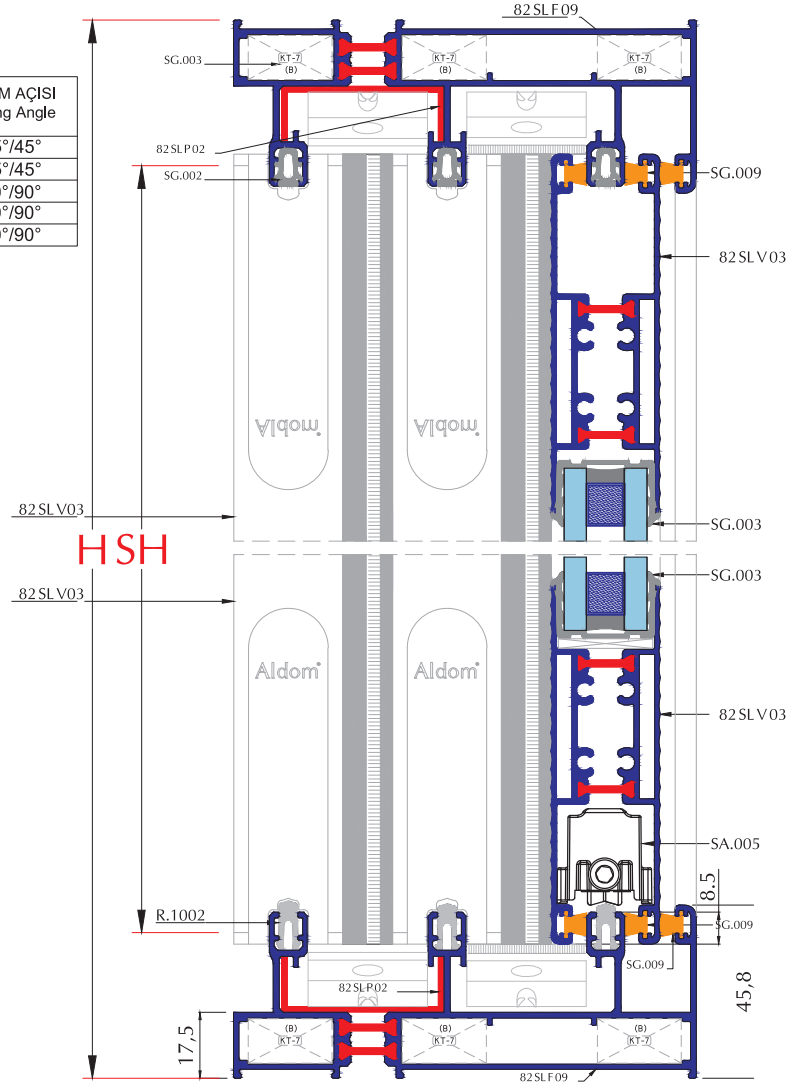
#### AKSESUAR / ACCESSORY

ADET Pcs	KOD Code	AKSESUAR TANIMI Description
6	SV.001	Cam Takozu 3 mm (Glazing Plugs)
12	7002	Köşe Takozu (22,2 mm) (Corner Cleats - 22,2 mm )
2	SA.001	Havuzlu Kilit (Sliding Lock)
2	SA.001A	Havuzlu Kol (Handle For Sliding)
2	SA.002	SA.001 için Karşılık (Locking Kit For SA.001)
1	SV.017	3 Kanat Sürme Aks. Kiti (3 Vent Slide Accessories )
4	SV.009	Tahliye Tapası (Draining Slot)
6	SA.005	Çiftli Ayarlı Rulman (120kg) (Sliding Carriage Adjusting Roller 120 kg Capacity For Sash)

#### FİTİLLER/GASKETS

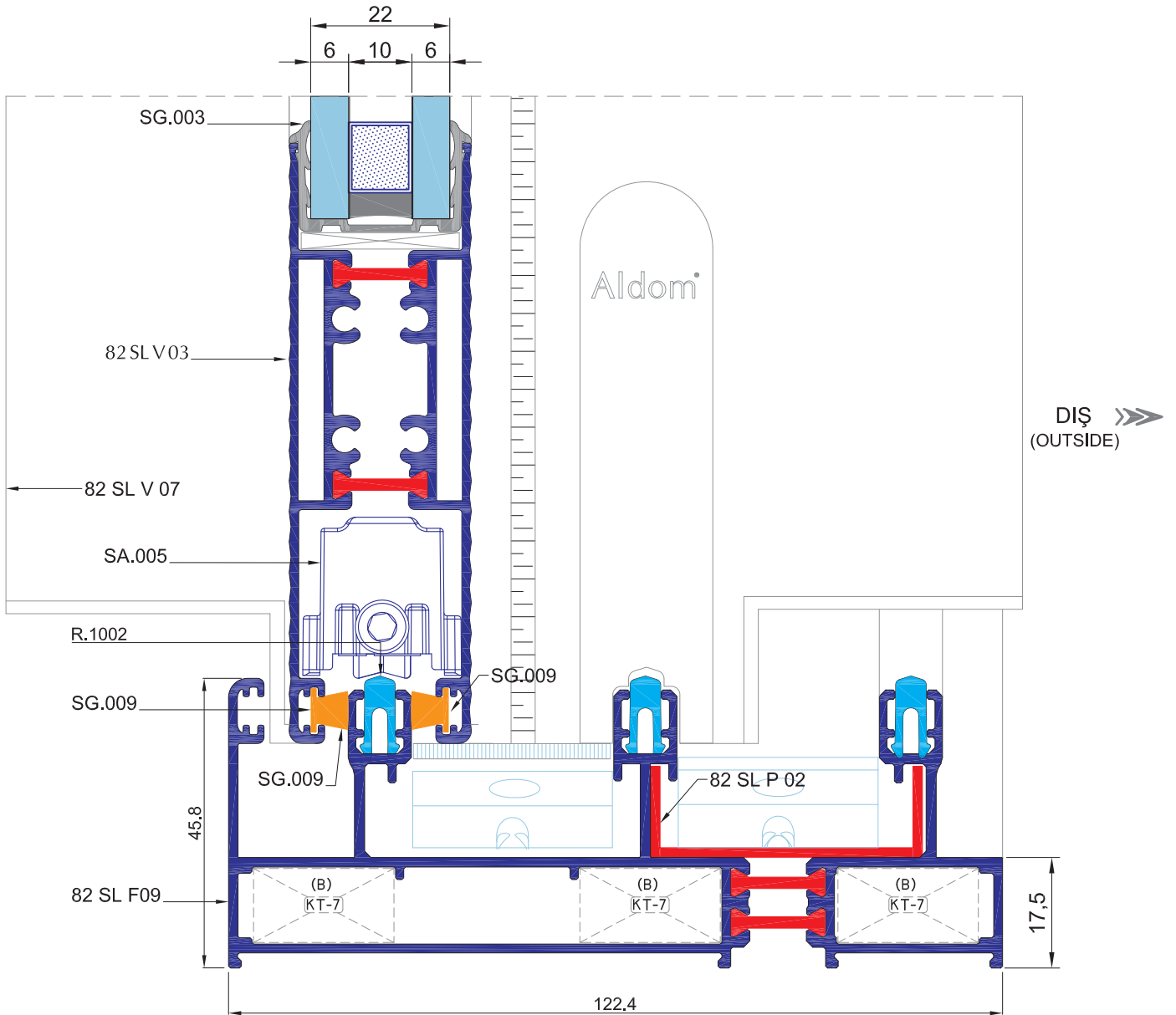
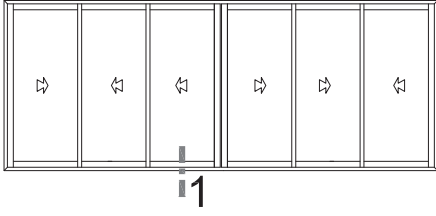
KOD Code	AKSESUAR TANIMI Description	KESİM SÜ Cutting Dimension
SG.003	U Şeklinde Cam Fitili 20 mm (U Shapped Gasket)	6 H + 2 L
82 SL P02	Merkezi Kanal Fitili (Central Channel)	2 H + 2 L
SG.002	Kasa Fitili (Gasket For Inside Rabbet)	6 H + 3 L
SG.009	Fırça Fitil (Sealing Brush)	10H+6L
82 SL P03	Kilitleme Fitili (Locking Gasket)	4 (H - 71)
R-1002	Çelik Ray Fitili (Steel Sliding Gasket)	3 L

Cam kesim sü (Glass Cutting Size)  
Düsey (Vertical) = H-237  
Yatay (Horizontal) = L/3-91

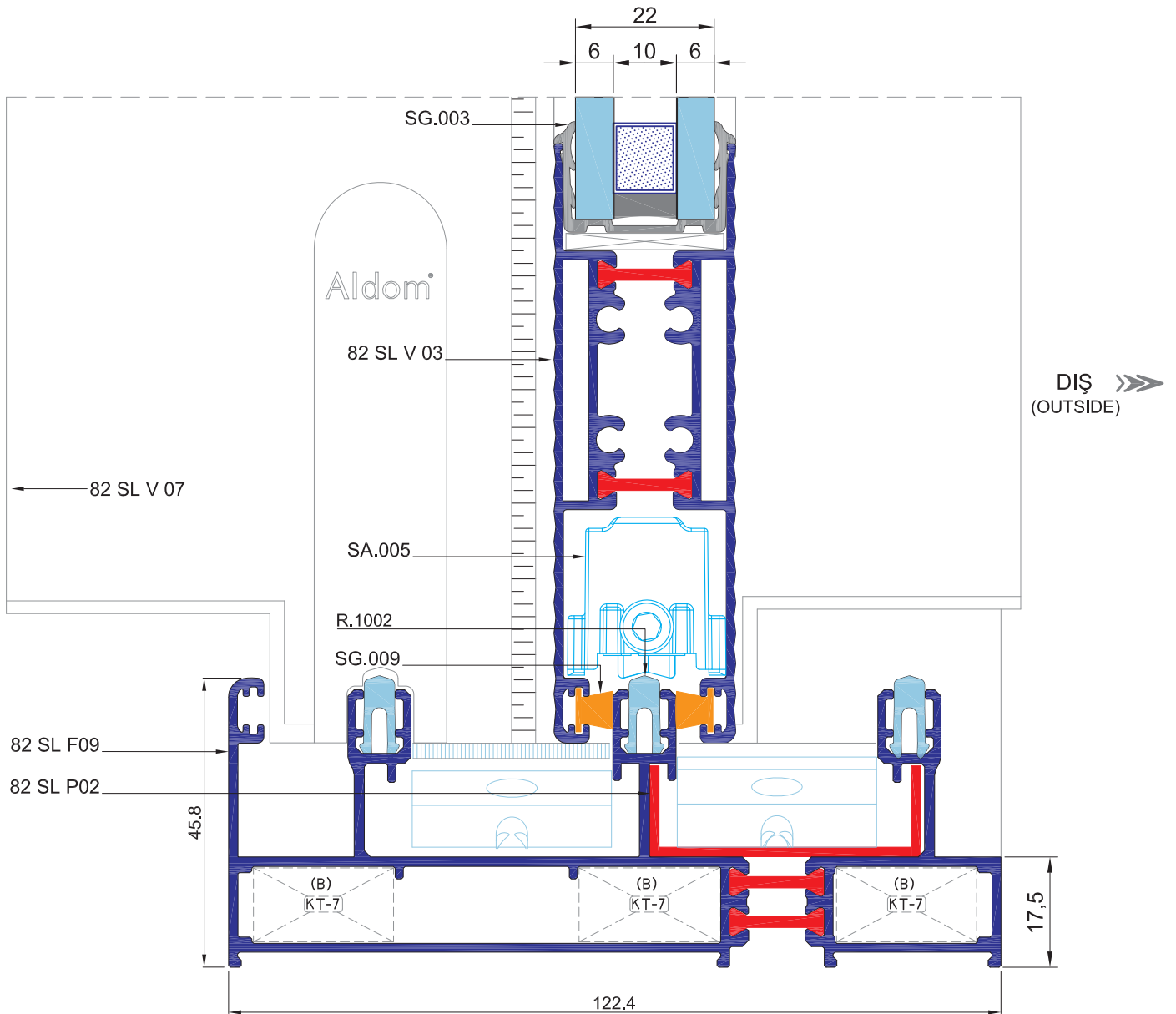


Ölçek: 1/1  
Scale: 1/1

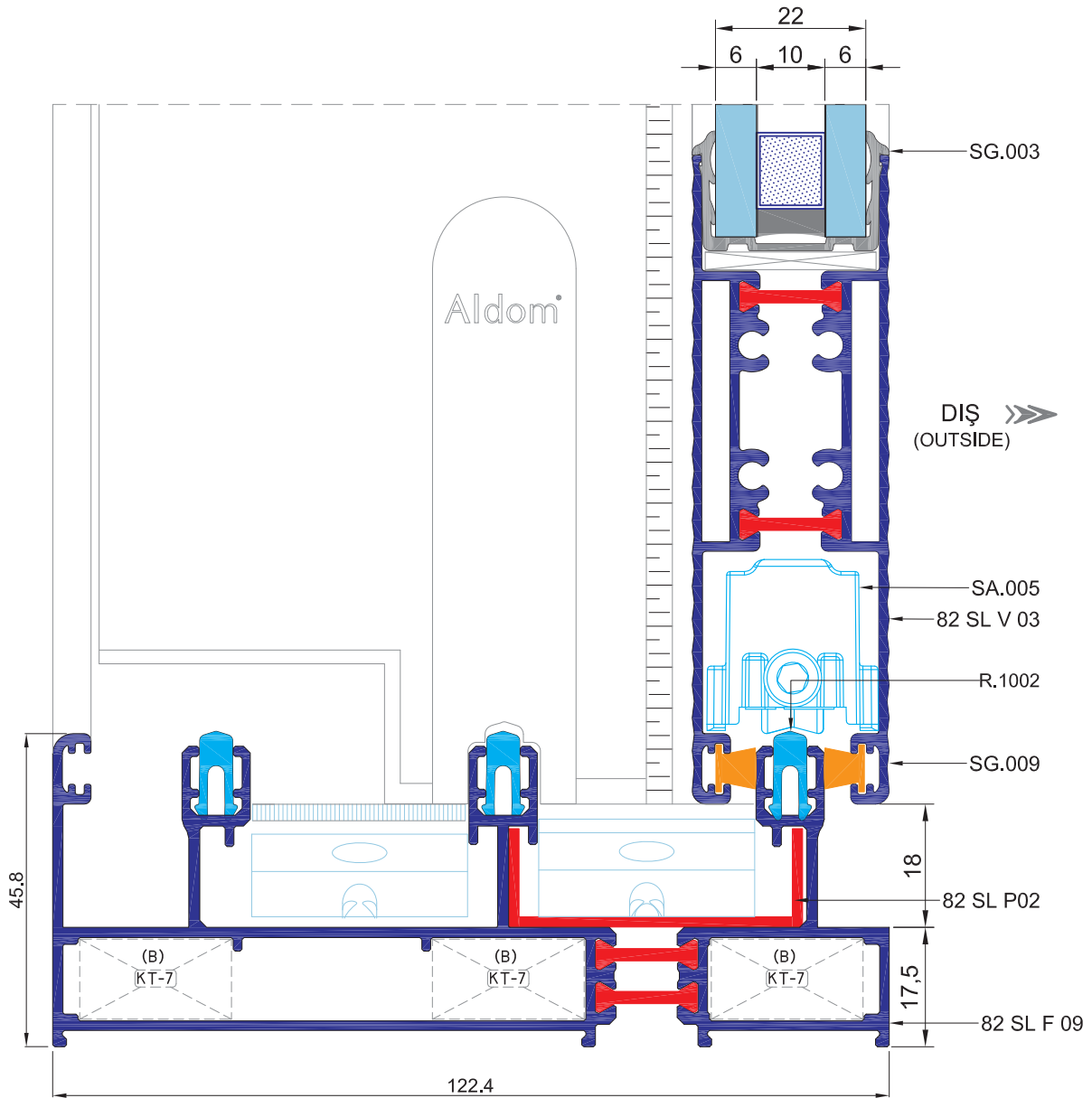
SİSTEM DETAYLARI SYSTEM DETAILS



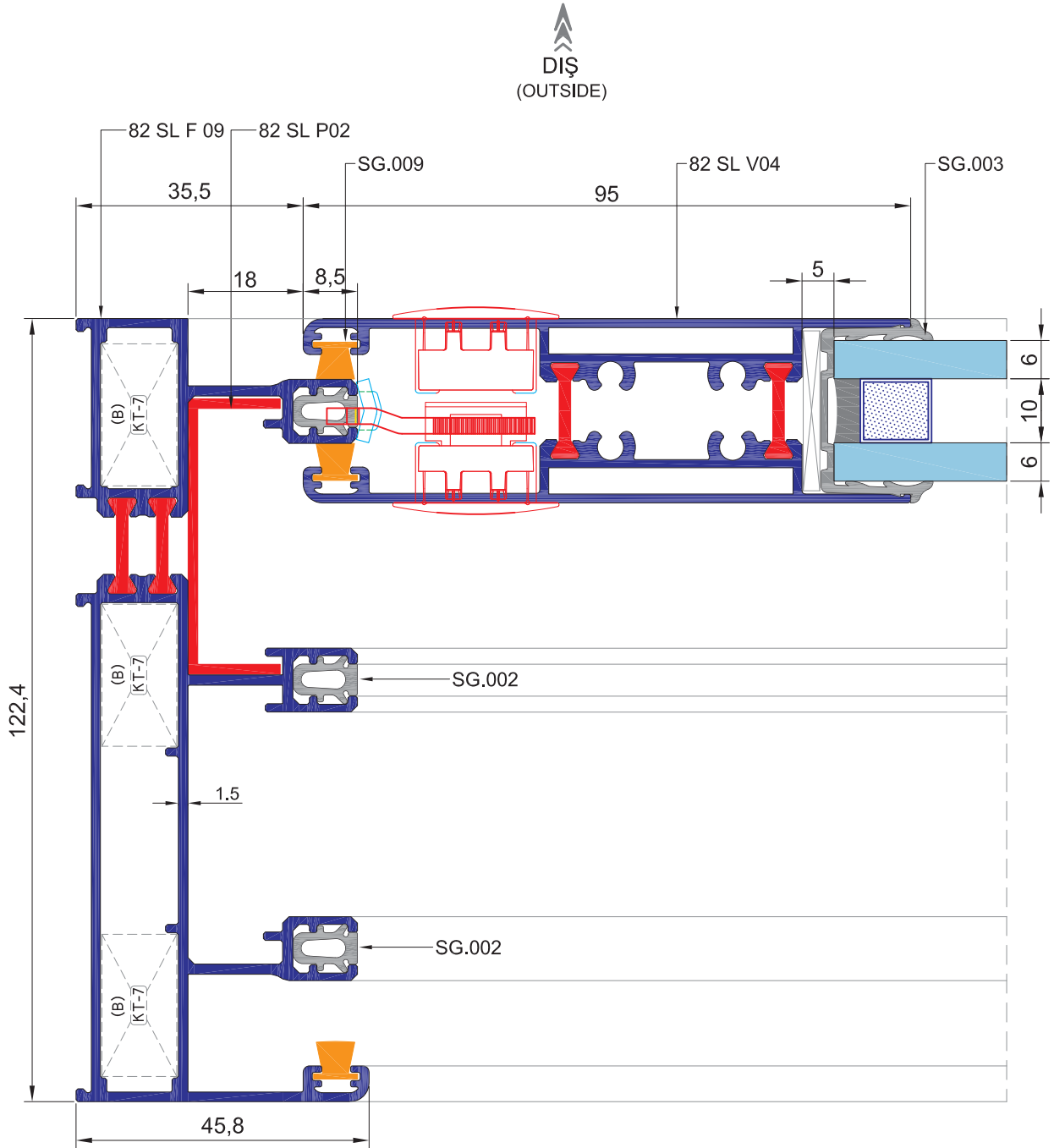
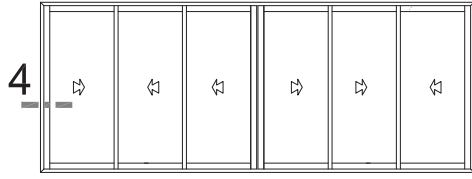
SİSTEM DETAYLARI SYSTEM DETAILS



SİSTEM DETAYLARI SYSTEM DETAILS



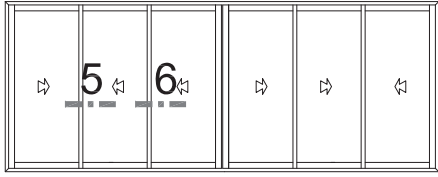
SİSTEM DETAYLARI SYSTEM DETAILS



1 DETAYI  
DETAIL

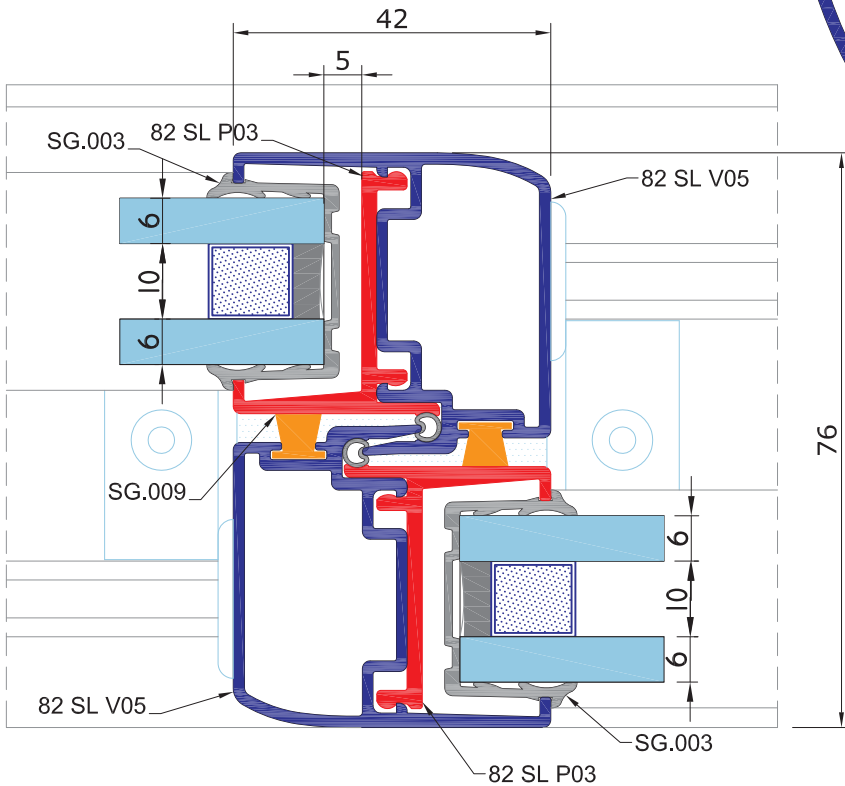
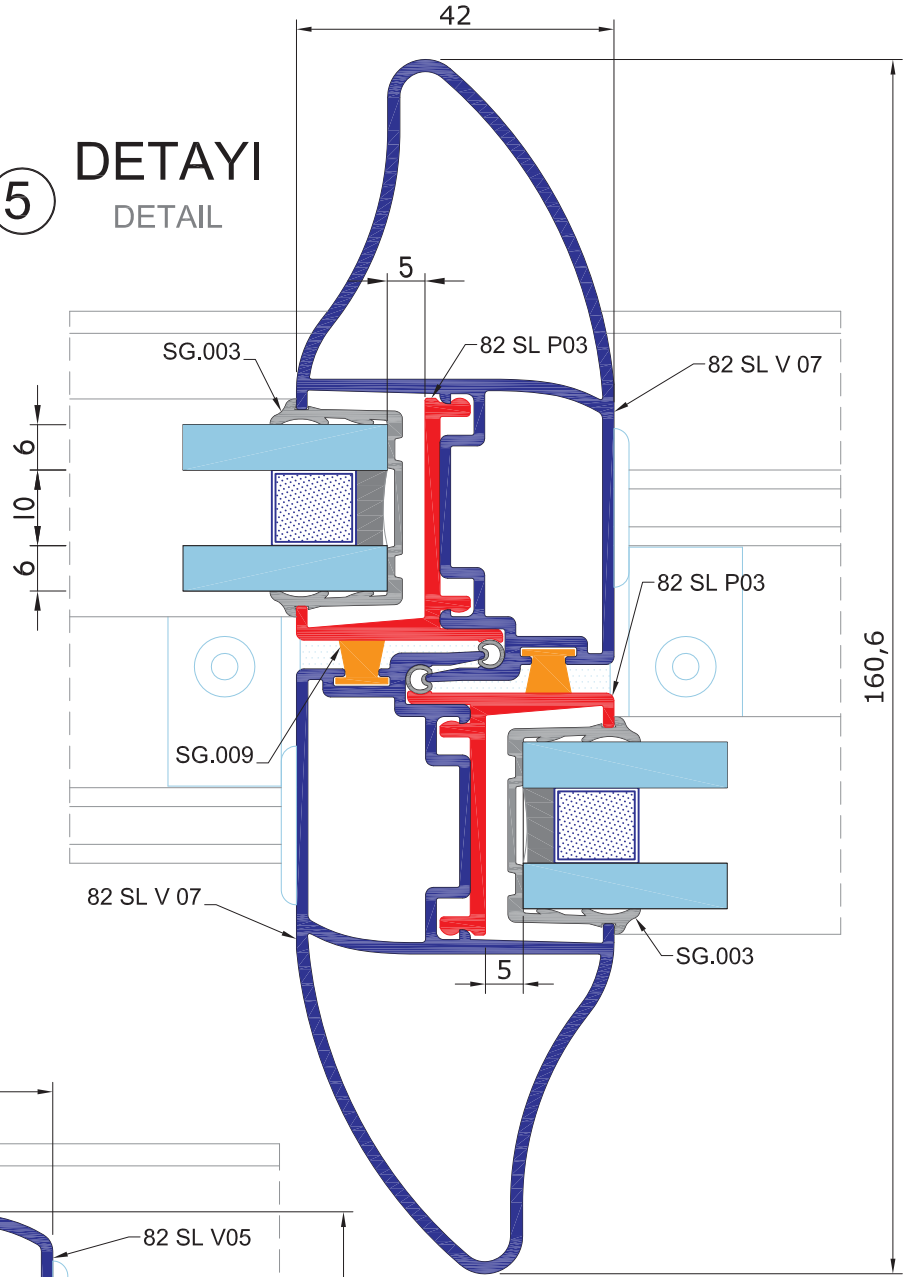
Ölçek: 1/1  
Scale: 1/1

SİSTEM DETAYLARI SYSTEM DETAILS



5

DETAYI  
DETAIL



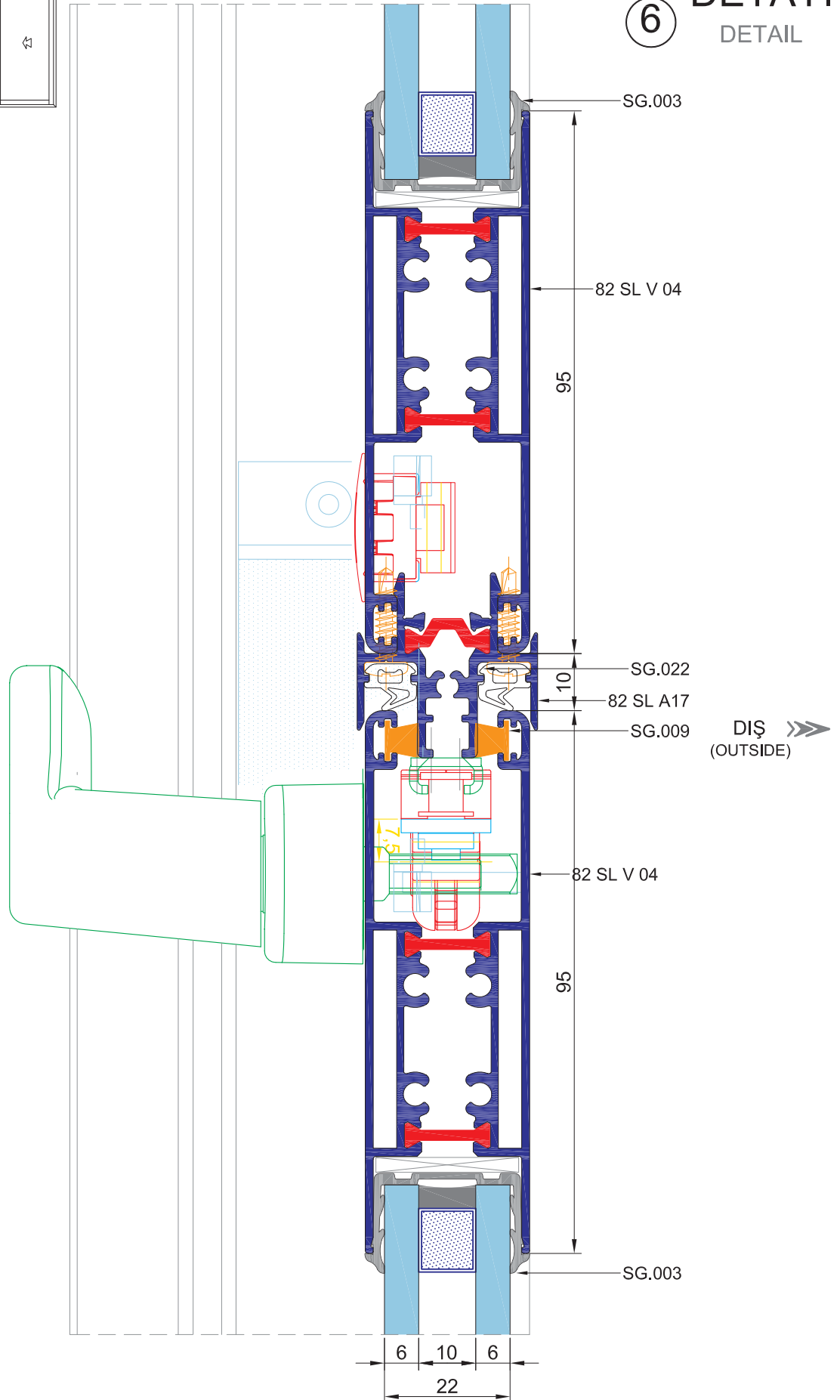
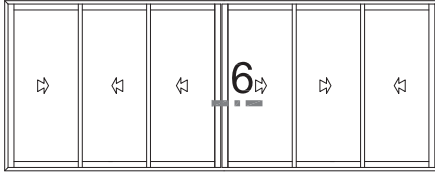
5A

ALTERNATİF DETAY  
ALTERNATIVE DETAIL

Ölçek: 1/1  
Scale: 1/1

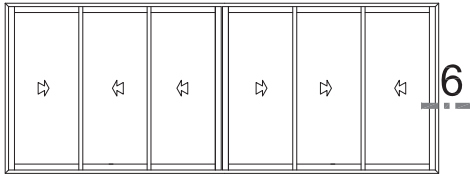
SİSTEM DETAYLARI SYSTEM DETAILS

**6** DETAYI  
DETAIL

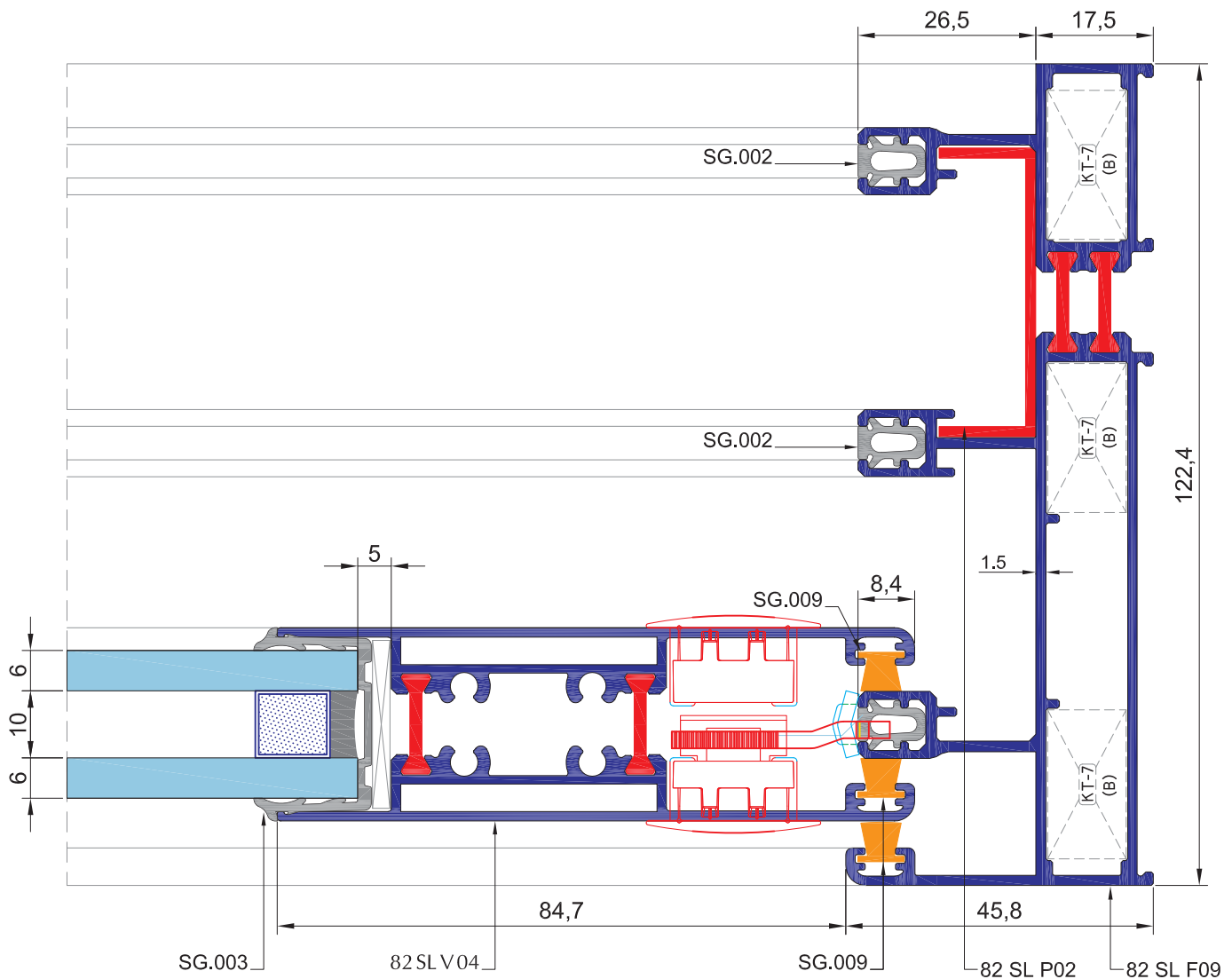


Ölçek: 1/1  
Scale: 1/1

SİSTEM DETAYLARI SYSTEM DETAILS

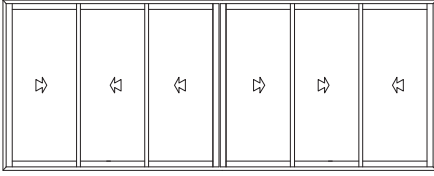


DIŞ  
(OUTSIDE)



1 DETAYI  
DETAIL

Ölçek: 1/1  
Scale: 1/1



#### PROFİL / PROFILE

ADET Pcs	KOD Code	PROFİL TANIMI Description	KESİM SÜ Cutting Dimension	KESİM AÇISI Cutting Angle
2	82 SL F09	Düsey Kasa Pr.(Vertical Frame Pr.)	H	45°/45°
2	82 SL F09	Yatay Kasa Pr.(Horizontal Frame Pr.)	L	45°/45°
4	82 SL V04	Düsey Kanat Pr.(Vertical Vent Pr.)	HS=H - 77	90°/90°
8	82 SL V07	Düsey Kanat Pr.(Vertical Vent Pr.)	HS=H - 77	90°/90°
12	82 SL V03	Yatay Kanat Pr.(Horizontal Vent Pr.)	L /6 - 105	90°/90°
4	82 SL V05	Kenet Pr.	H - 77	90°/90°
4	82 A 17	Orta Birleşim Adaptörü	HS- 40	90°/90°

#### AKSESUAR / ACCESSORY

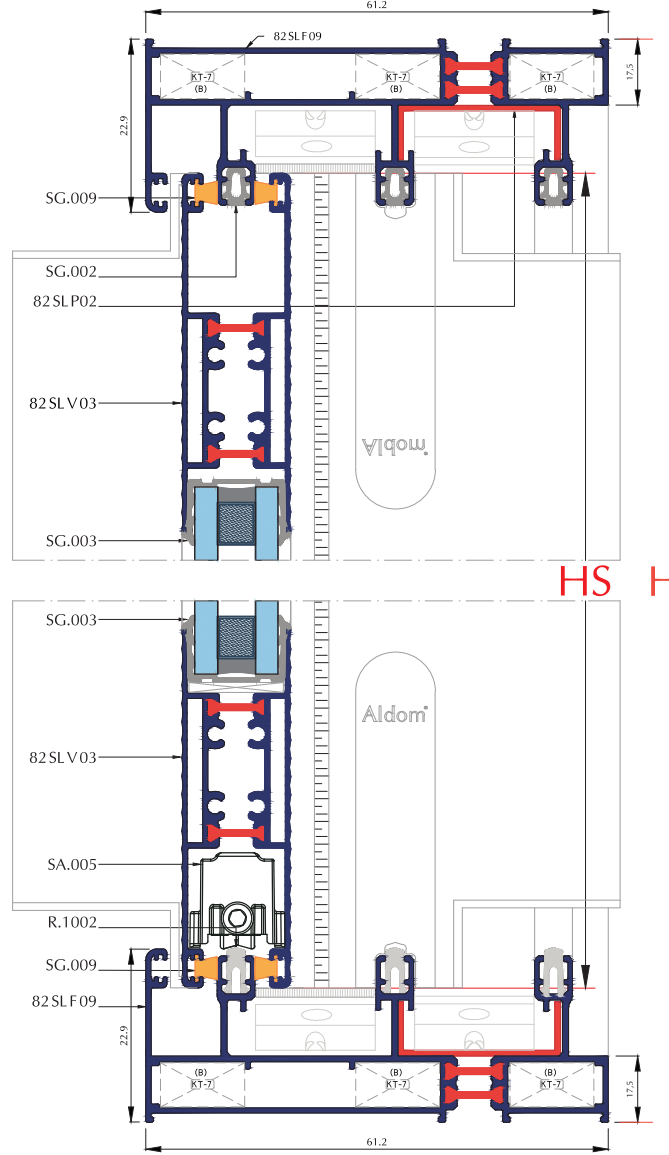
ADET Pcs	KOD Code	AKSESUAR TANIMI Description
12	SV.001	Cam Takozu 3 mm (Glazing Plugs)
12	7002	Köşe Takozu (22,2 mm) (Corner Cleats - 22,2 mm )
3	SA.001	Havuzlu Kilit (Sliding Lock)
3	SA.001A	Havuzlu Kol (Handle For Sliding)
3	SA.002	SA.001 için Karşılık (Locking Kit For SA.001)
2	SV.017	3 Kanat Sürme Aks. Kiti (3 Vent Slide Accessories )
12	SV.005	Çiftli Ayarlı Rulman(120kg) (Sliding Carriage Adjusting Roller 120 kg Capacity For Sash )

#### FİTİLLER/GASKETS

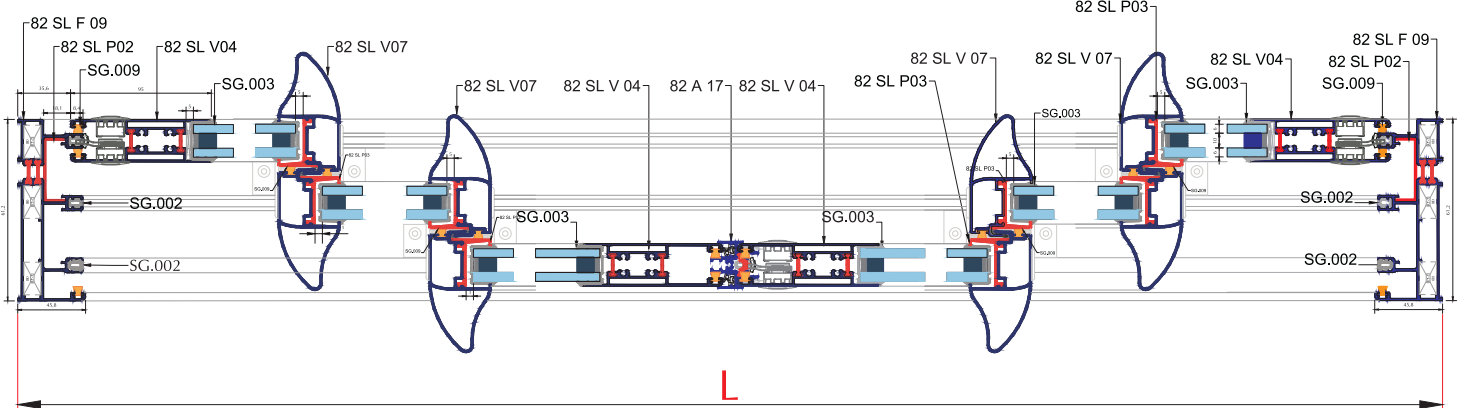
KOD Code	AKSESUAR TANIMI Description	KESİM SÜ Cutting Dimension
SG.003	U Şeklinde Cam Fıtılı 20 mm (U Shapped Gasket)	12 H + 2 L
82 SL P02	MERKEZİ KANAL FİTİLİ (CENTRAL CHANNEL)	2 H + 2 L
SG.002	Kasa Fıtılı (Gasket For Inside Rabbet)	6 H + 3 L
SG.009	Fırça Fıtıl (Sealing Brush)	16H+4L
82 SL P03	Kilitleme Fıtılı (Locking Gasket)	8 (H - 71)
R-1002	Çelik Ray Fıtılı (Steel Sliding Gasket)	3 L
HG018	KAPAMA FİTİLİ CENTRAL CHANNEL	4 H

Tahliye tapası 500mm'de bir.  
Draining slot at every 500mm

Cam kesim sü (Glass Cutting Size)  
Düsey(Vertical) = H-183  
Yatay(Horizontal) = L/6-81



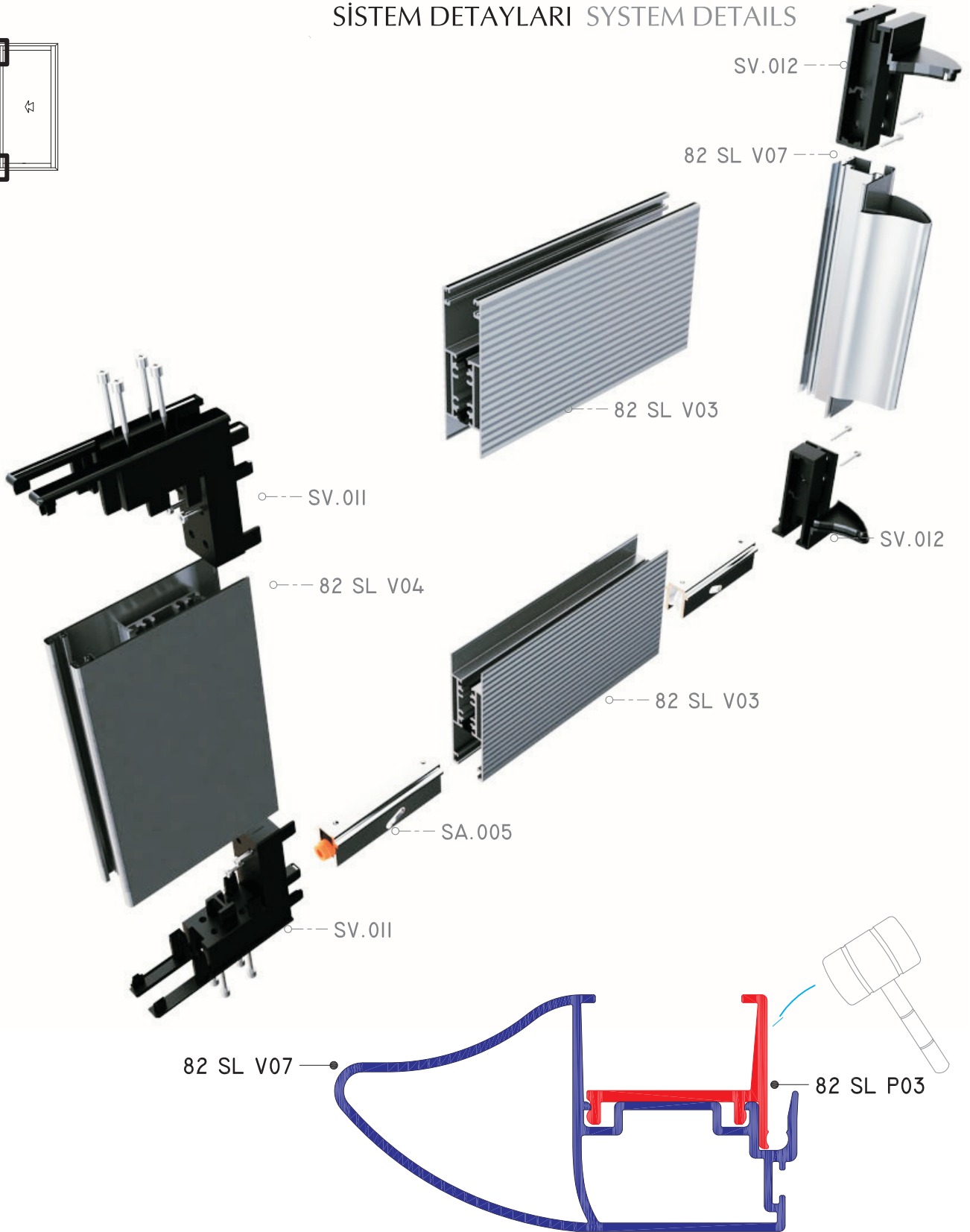
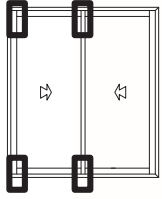
HS H



L

Ölçek: 1/1  
Scale: 1/1

SİSTEM DETAYLARI SYSTEM DETAILS




\* PROFİLLER BİRLEŞTİRİLMEDEN ÖNCE RULMAN ALT KANAT PROFİLİNE BAĞLANMALIDIR.

\* ROLLERS SHOULD BE INSTALLED TO THE LOWER SASH PROFILE, BEFORE THE PROFILES ARE COMBINED.

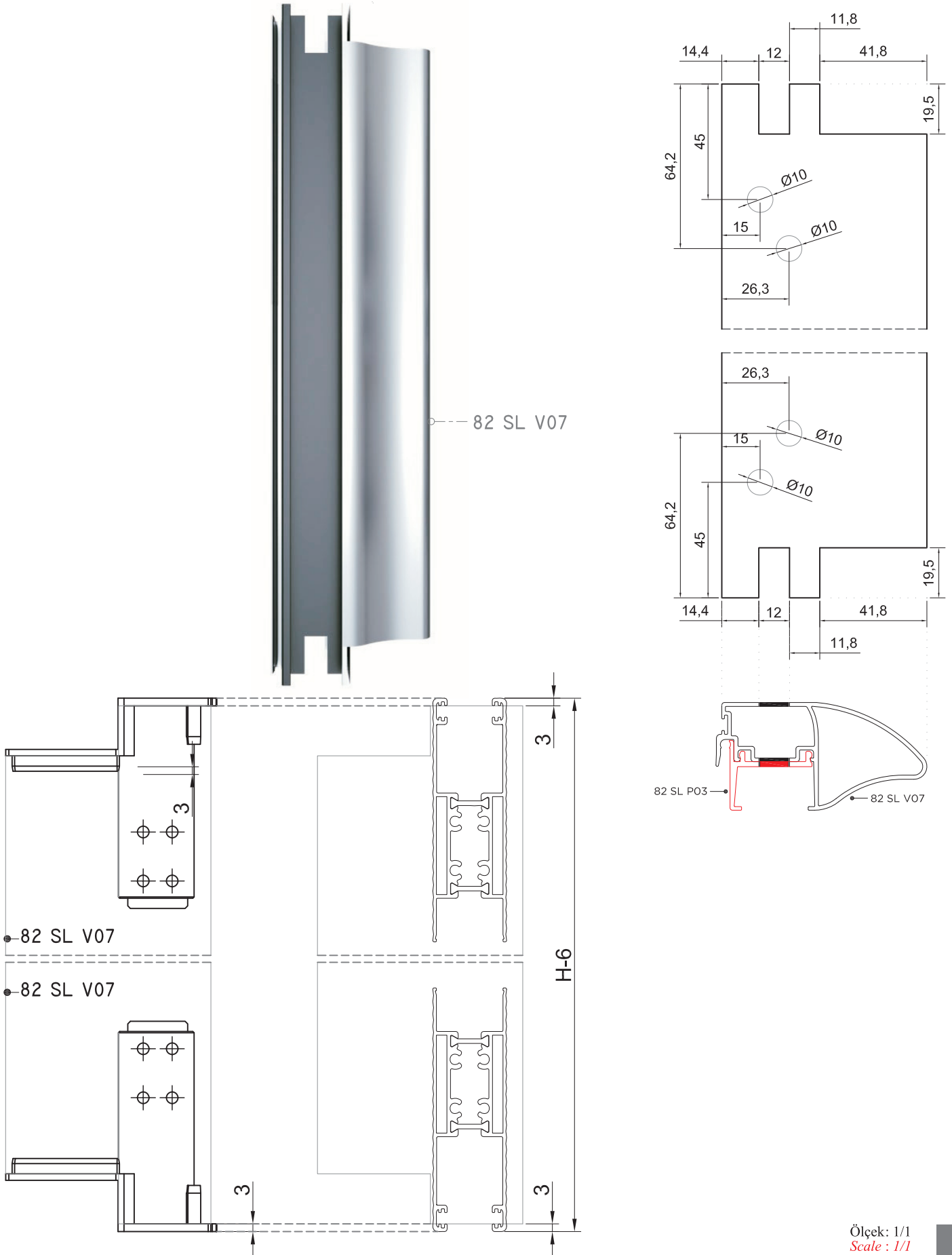
\* 82 SL P03 PVC PROFİL 82 SL V07 ALÜMİNYUM PROFİLE ÇAKILARAK VEYA SÜRÜLEREK TAKILIR.

\* 82 SL P03 PVC PROFILE IS INSTALLED TO 82 SL V07 ALUMINUM PROFILE BY HITTING OR SLIDING

SİSTEM DETAYLARI SYSTEM DETAILS



SİSTEM DETAYLARI SYSTEM DETAILS

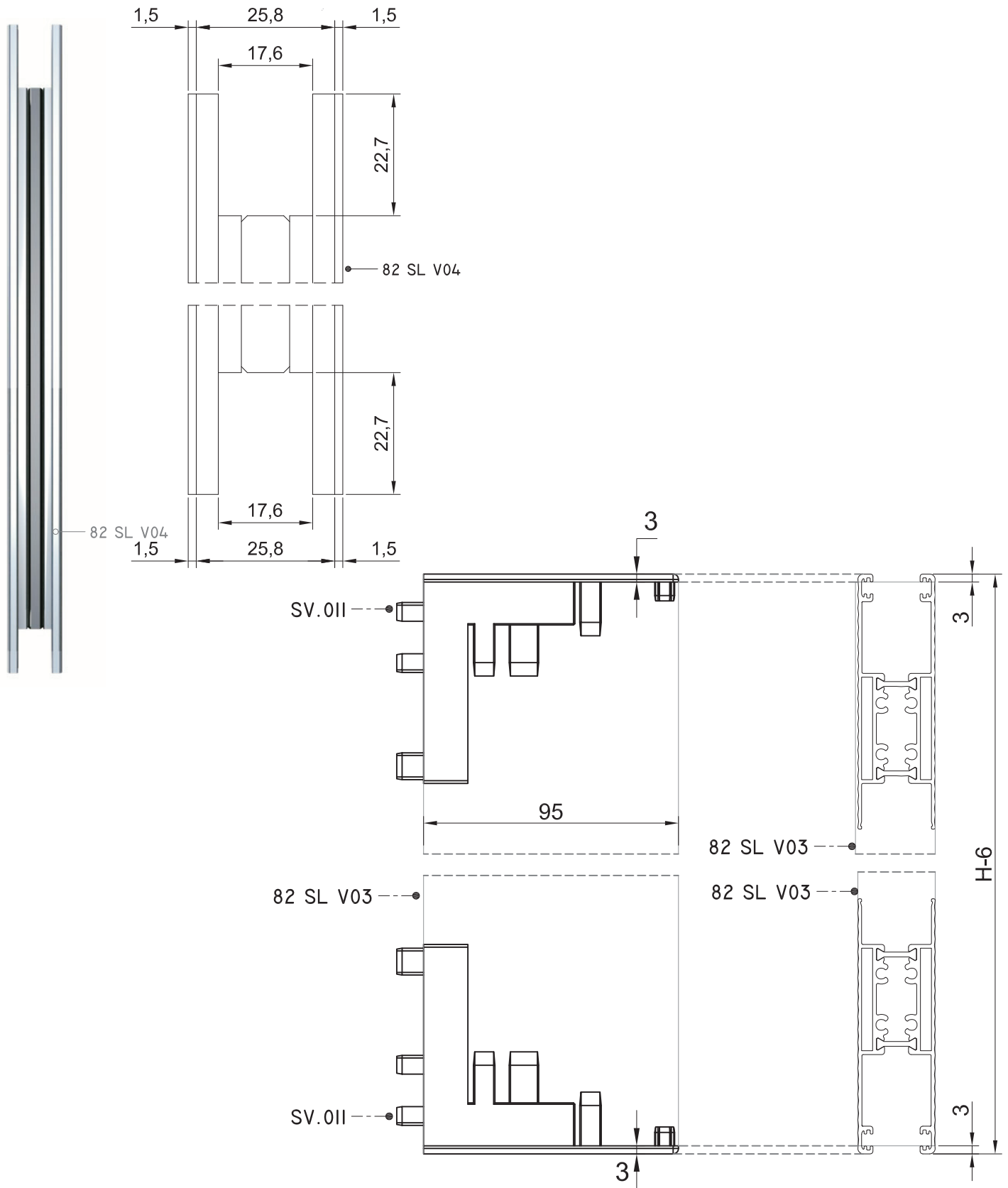


Ölçek: 1/1  
Scale: 1/1

\* 82 SL V 07 KANAT YÜKSEKLİĞİNDEN 6mm KISA KESİLMELİ

\* 82 SL V 07 SASH PROFILE MUST BE CUT 6 mm SHORTER THAN THE SASH HEIGHT

SİSTEM DETAYLARI SYSTEM DETAILS



\* 82 SL V 03 KANAT YÜKSEKLİĞİNDEN 6mm KISA KESİLMELİ

\* 82 SL V 03 SASH PROFILE MUST BE CUT 6 mm SHORTER THAN THE SASH HEIGHT

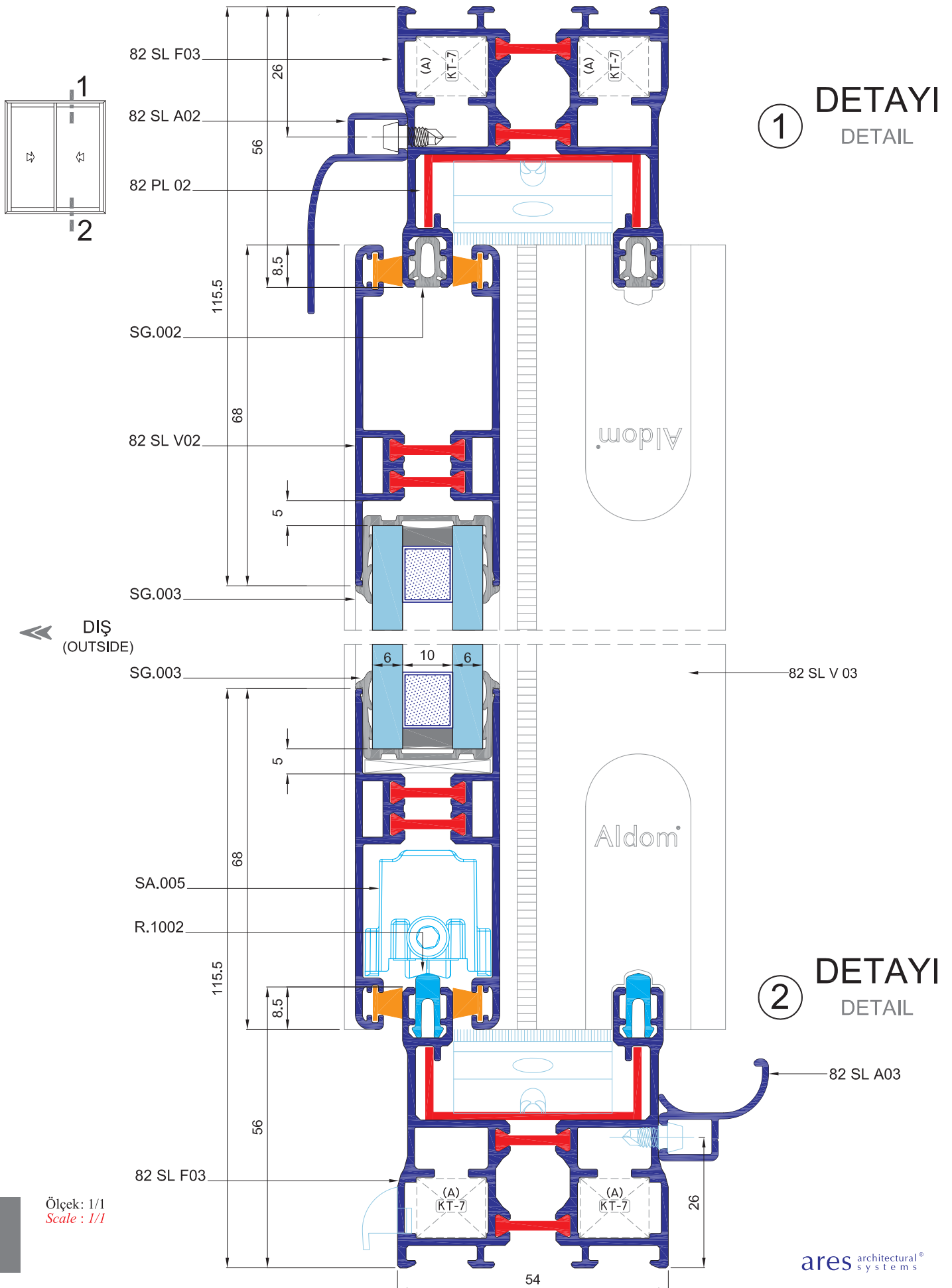
Ölçek: 1/1  
Scale: 1/1

ares architectural®  
systems

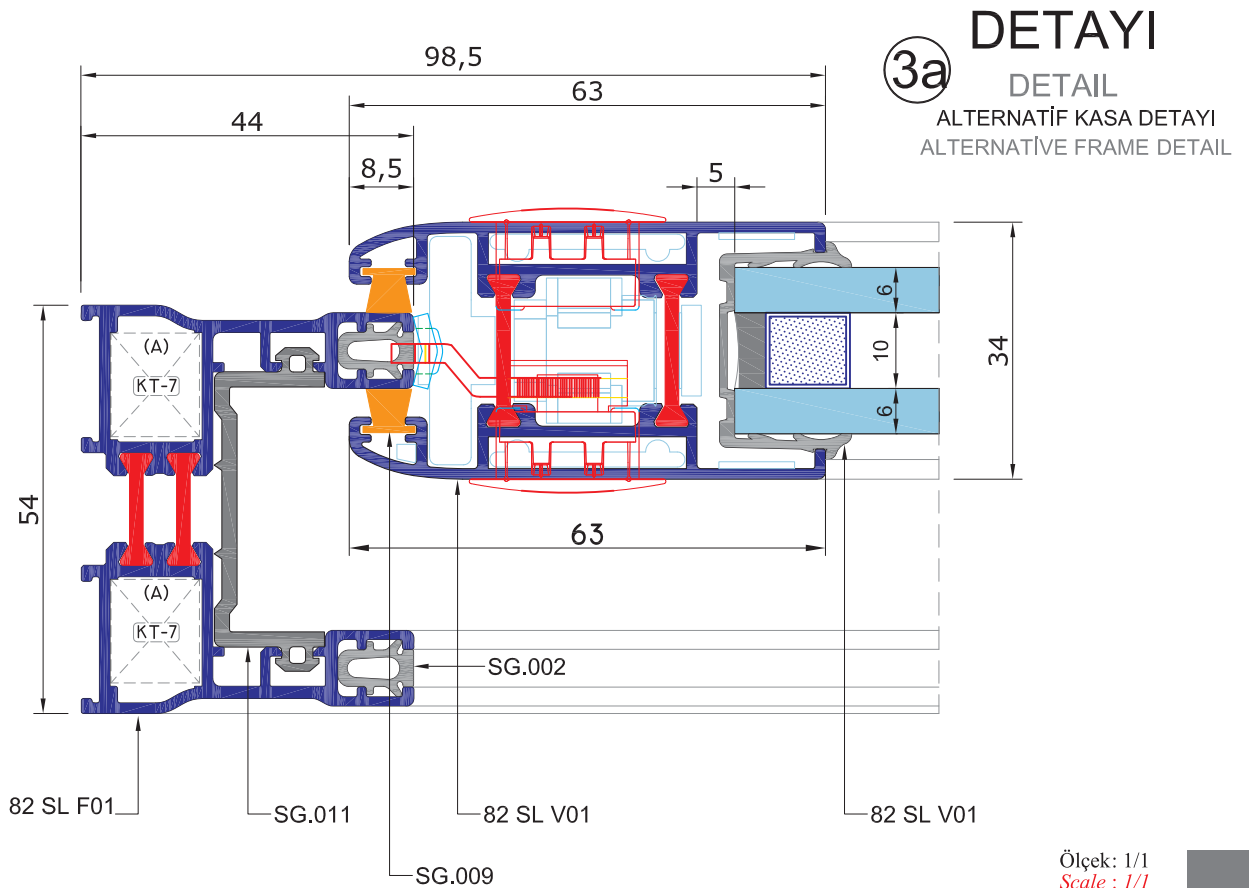
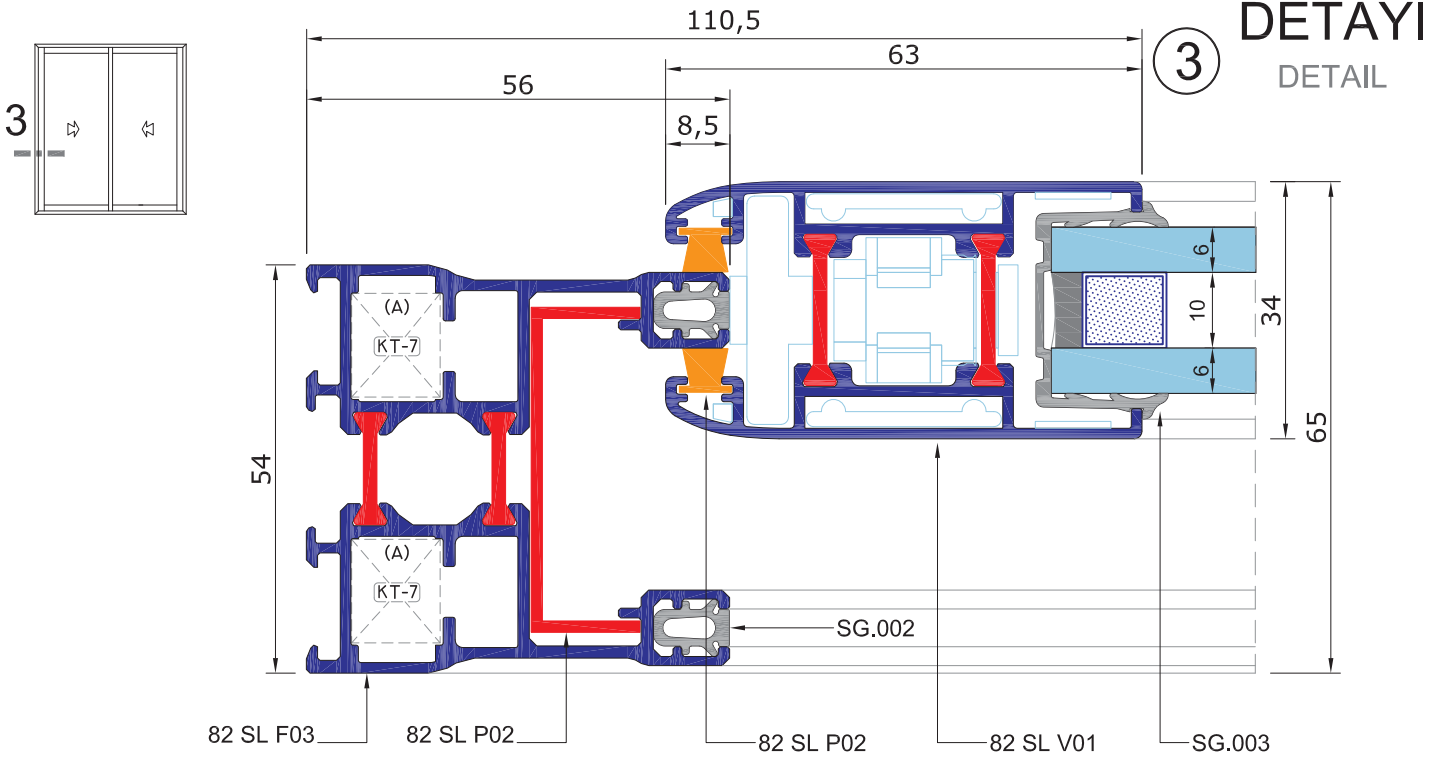
# SL 82 PREMIUM

Sürme Sistem Detayları  
Sliding System Details

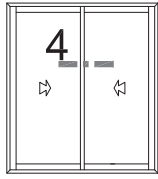
SİSTEM DETAYLARI SYSTEM DETAILS



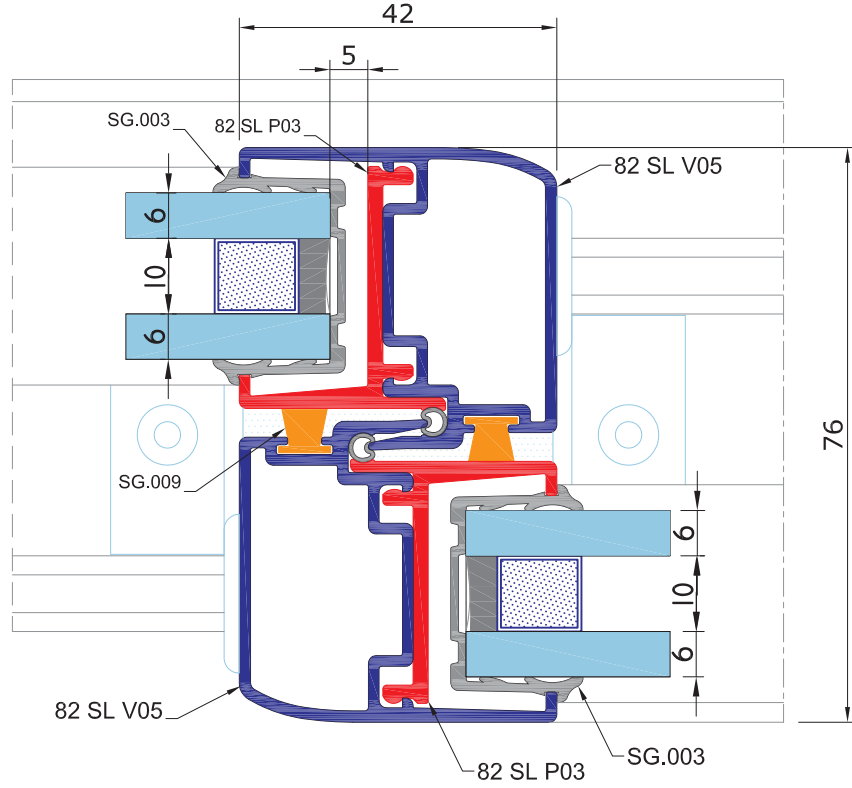
SİSTEM DETAYLARI SYSTEM DETAILS



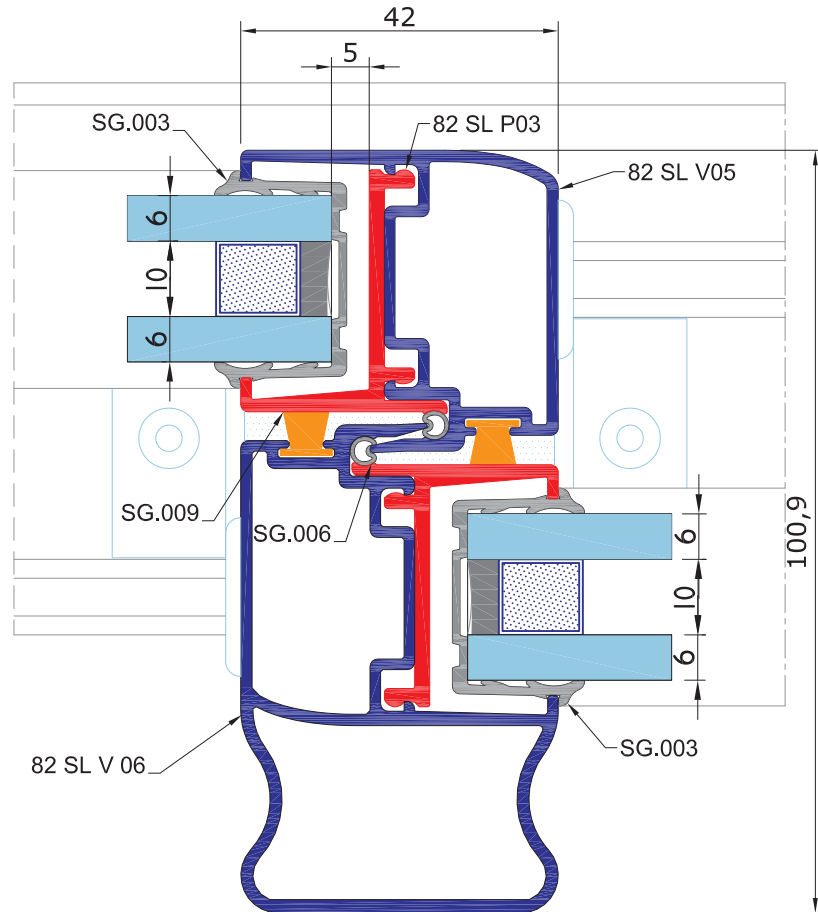
SİSTEM DETAYLARI SYSTEM DETAILS



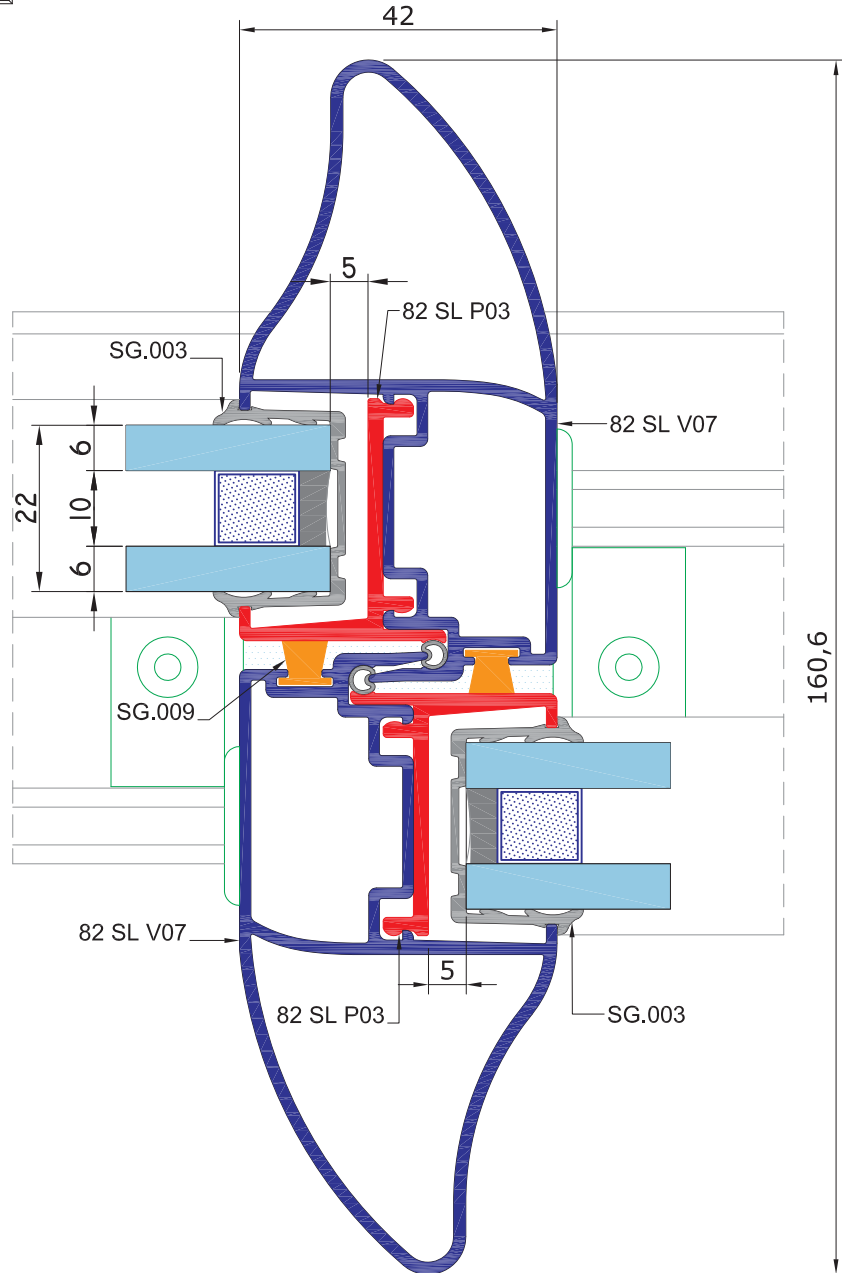
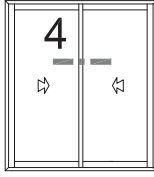
④ DETAYI  
DETAIL



④a DETAYI  
DETAIL

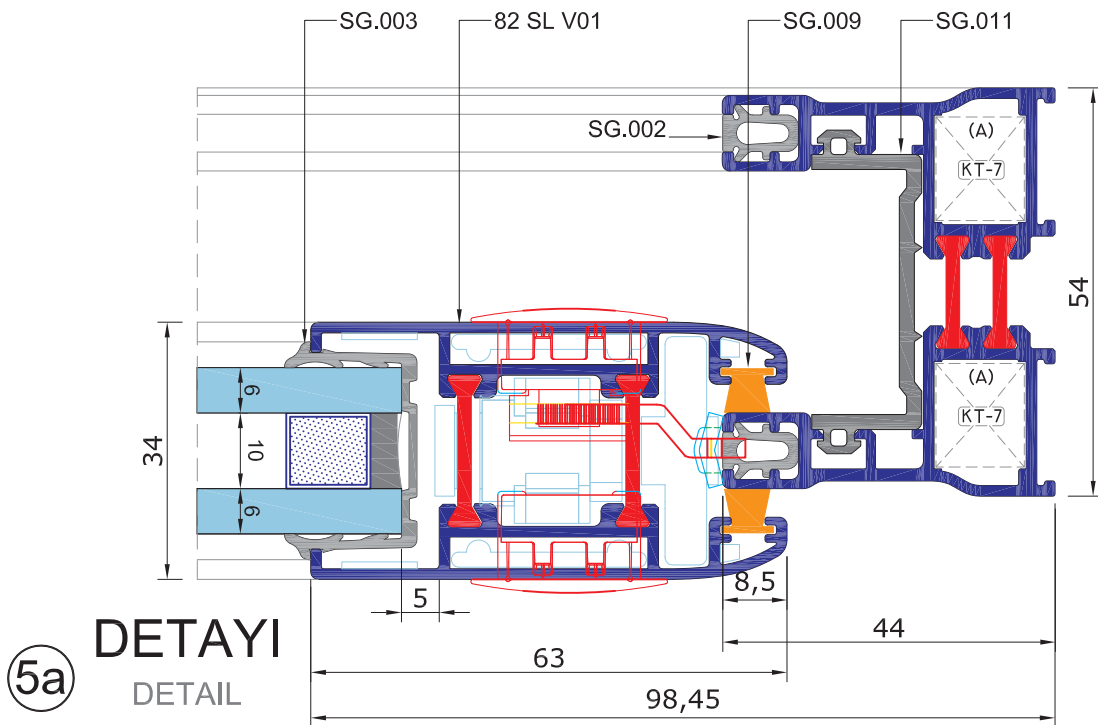
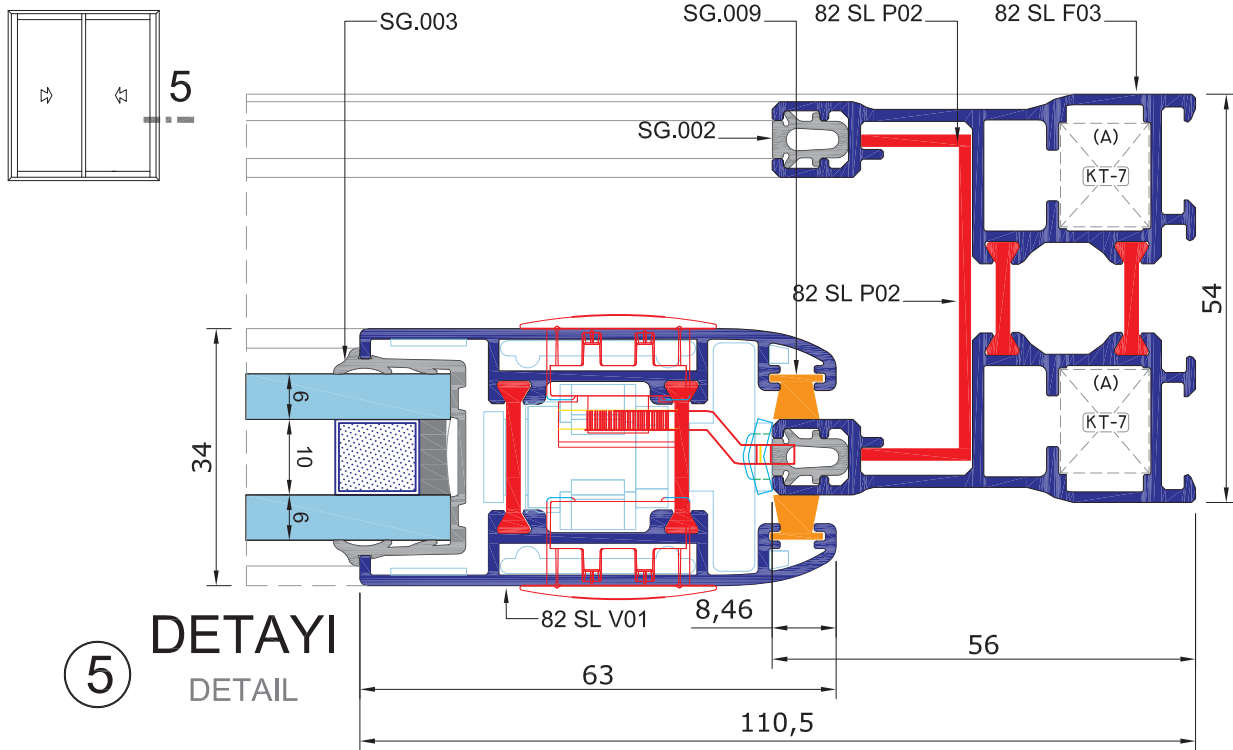


SİSTEM DETAYLARI SYSTEM DETAILS



**4b** DETAYI  
DETAIL

SİSTEM DETAYLARI SYSTEM DETAILS

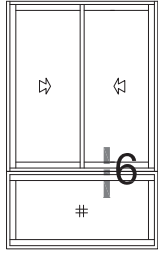


DIŞ  
(OUTSIDE)

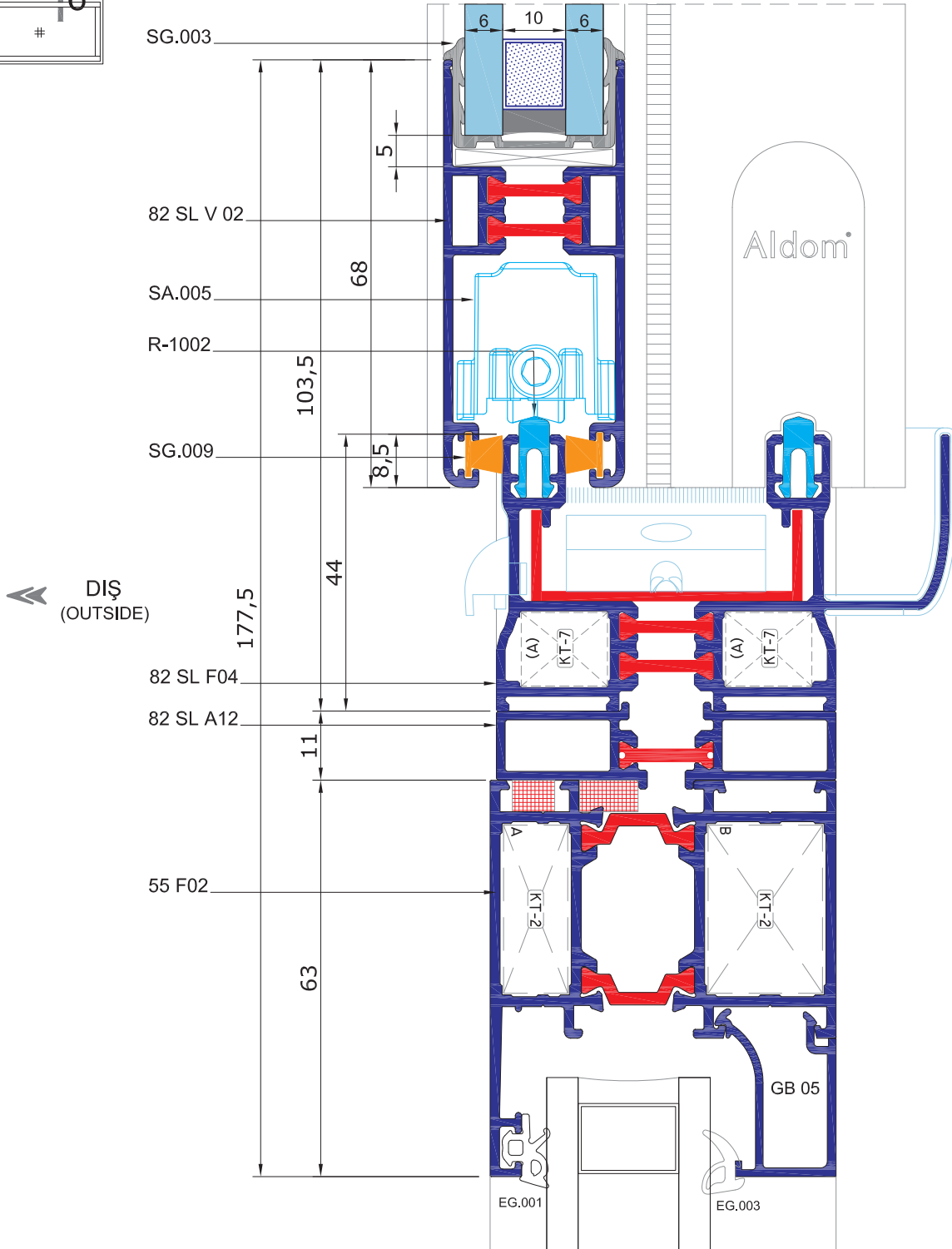


Ölçek: 1/1  
Scale: 1/1

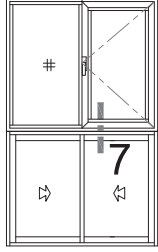
SİSTEM DETAYLARI SYSTEM DETAILS



**6** DETAYI  
DETAIL

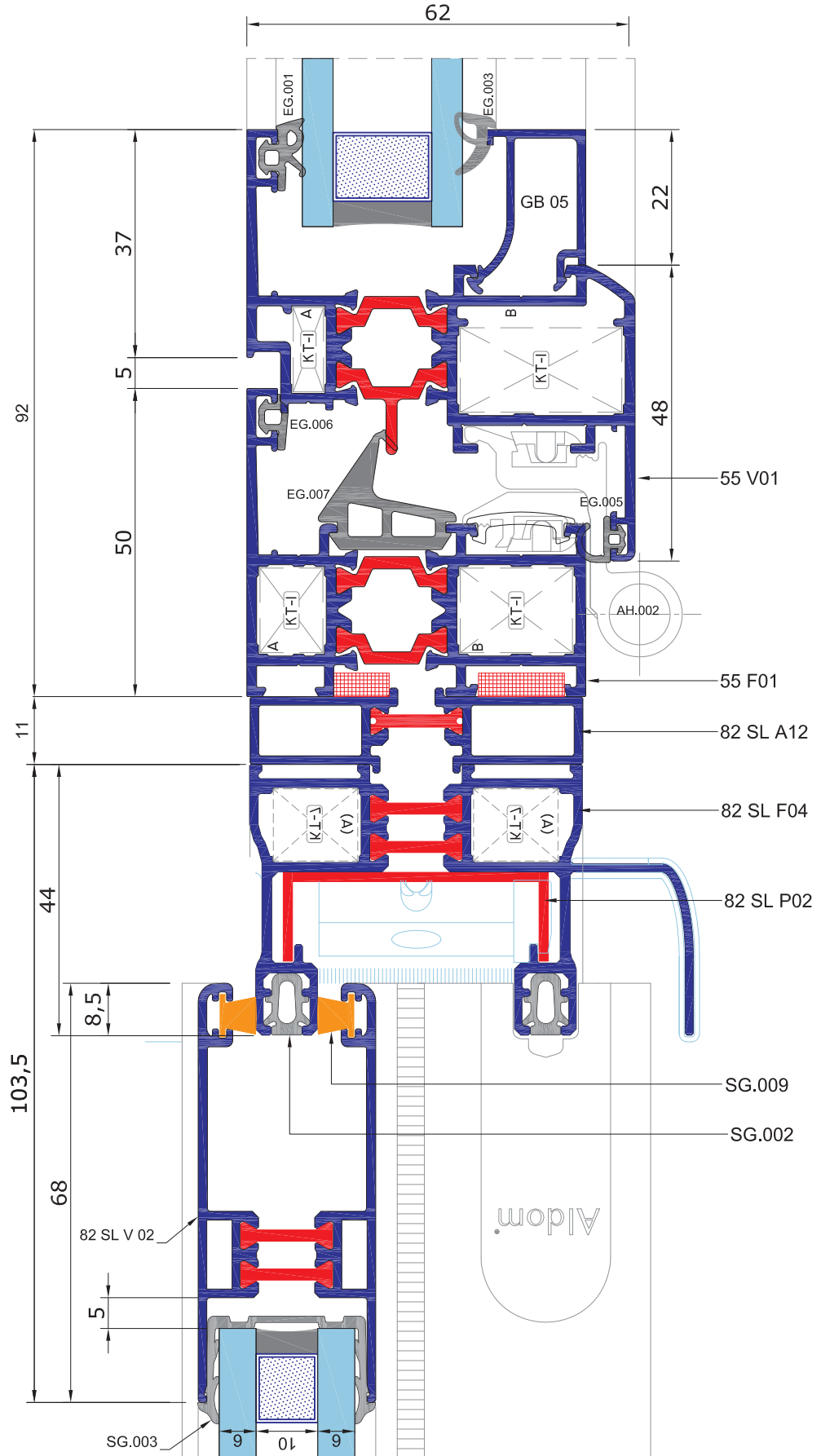


SİSTEM DETAYLARI SYSTEM DETAILS



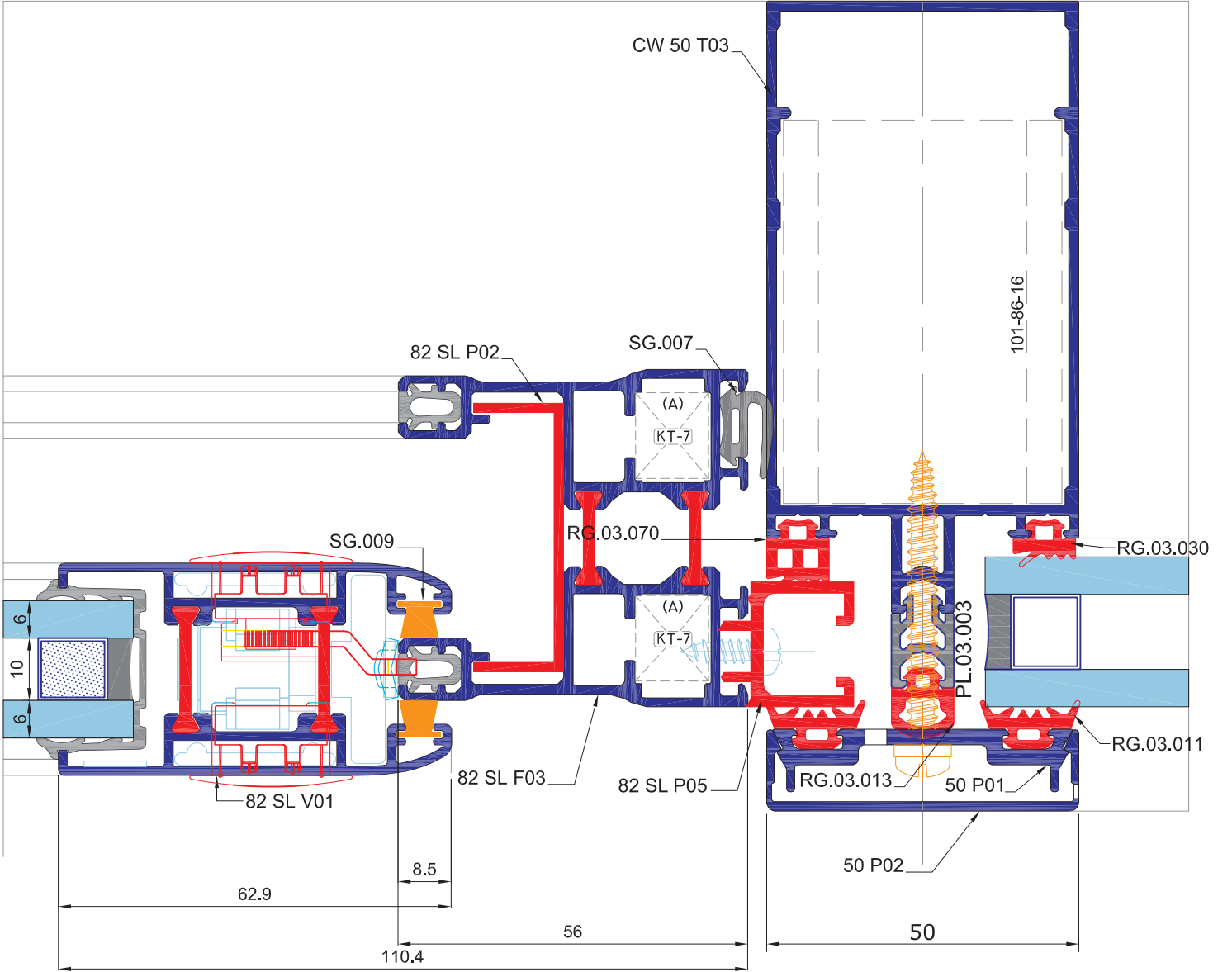
**7** DETAYI  
DETAIL

DIŞ  
(OUTSIDE)



Ölçek: 1/1  
Scale: 1/1

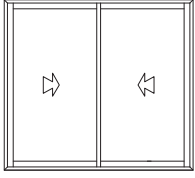
SİSTEM DETAYLARI SYSTEM DETAILS



8 DETAYI  
DETAIL

DIŞ  
(OUTSIDE)  
⇓

Ölçek: 1/1  
Scale: 1/1



#### PROFİL / PROFILE

ADET Pcs	KOD Code	PROFİL TANIMI Description	KESİM SÜ Cutting Dimension	KESİM AÇISI Cutting Angle
2	82 SL F03	Düsey Kasa Pr. (Vertical Frame Pr.)	H	45°/45°
2	82 SL F01	Yatay Kasa Pr. (Horizontal Frame Pr.)	L	45°/45°
2	82 SL V01	Düsey Kanat Pr. (Vertical Vent Pr.)	HS=H - 71	90°/90°
4	82 SL V02	Yatay Kanat Pr. (Horizontal Vent Pr.)	SW=L / 2 - 85.4	90°/90°
2	82 SL V05	Kenet Pr.	H - 71	90°/90°
1	82 SL A02	Damlalık Pr. (Drip Weather Pr.)	L	90°/90°
1	82 SL A03	Denizlik Pr. (Inside Drip Weather Pr.)	L	90°/90°

#### AKSESUAR / ACCESSORY

ADET Pcs	KOD Code	AKSESUAR TANIMI Description
4	SV.001	Cam Takozu 3 mm (Glazing Plugs)
8	7002	Köşe Takozu (Corner Cleats)
2	SA.001	Havuzlu Kilit (Sliding Lock)
2	SA.001A	Havuzlu Kol (Handle For Sliding)
2	SA.002	SA.001 için Karşılık (Locking Kit For SA.001)

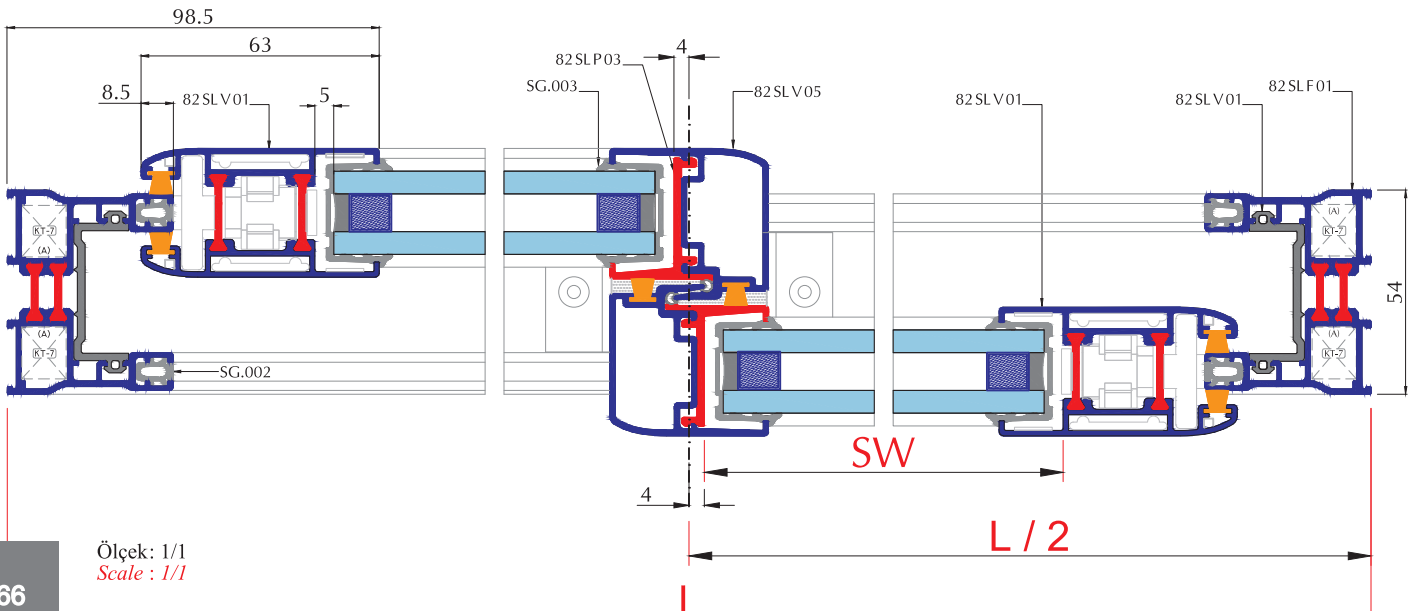
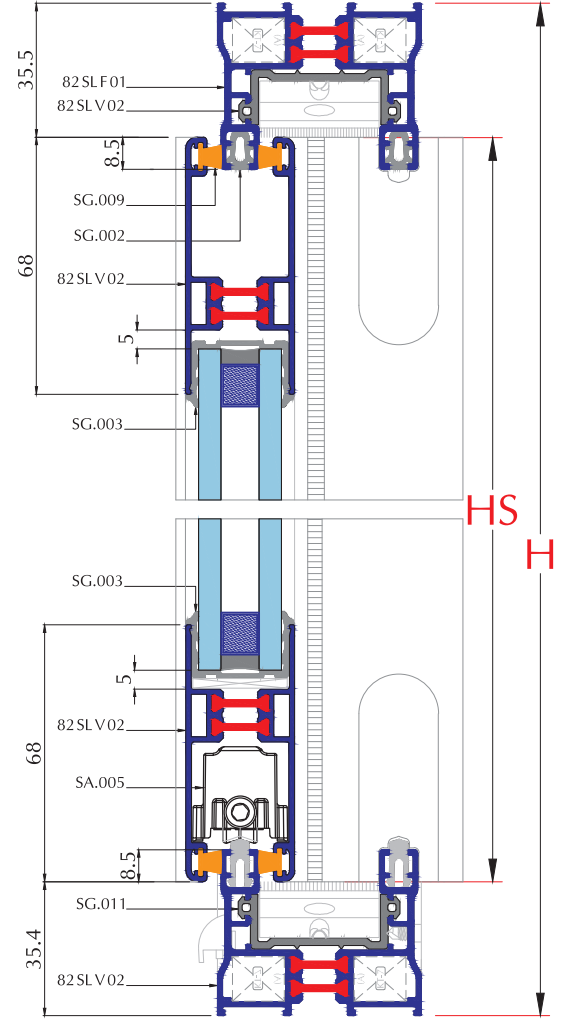
ADET Pcs	KOD Code	AKSESUAR TANIMI Description
1	SV.016	ÇİFT KANAT SÜRME AKSESUAR KİTİ Monorail Slide Accessories
4 (x)	SV.009	Tahliye Tapası Draining Slot Cover
4	SA.005	ÇİFTLİ AYARLI RULMAN (100 kg) Sliding Carriage Adjusting Roller 100 Kg. Capacity For Sash

#### FİTİLLER/GASKETS

KOD Code	AKSESUAR TANIMI Description	KESİM SÜ Cutting Dimension
SG.003	U Şeklinde Cam Fıtlı 20 mm (U Shapped Gasket)	4 H + 2 L
SG.011	Merkezi Kanal Fıtlı (Central Channel)	2 H + 2 L
SG.002	Kasa Fıtlı (Gasket For Inside Rabbet)	4 H + 2 L
SG.009	Fırça Fıtlı (Sealing Brush)	6H+4L
82 SL P03	Kilitleme Fıtlı (Locking Gasket)	2 (H - 71)
R-1002	Çelik Ray Fıtlı (Steel Sliding Gasket)	2 L

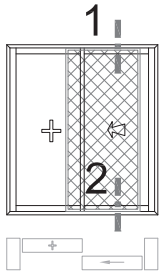
Tahliye tapası 500mm'de bir.  
Draining slot at every 500mm

Cam kesim sü (Glass Cutting Size)  
Düsey (Vertical) = H - 183  
Yatay (Horizontal) = L / 2 - 95,5

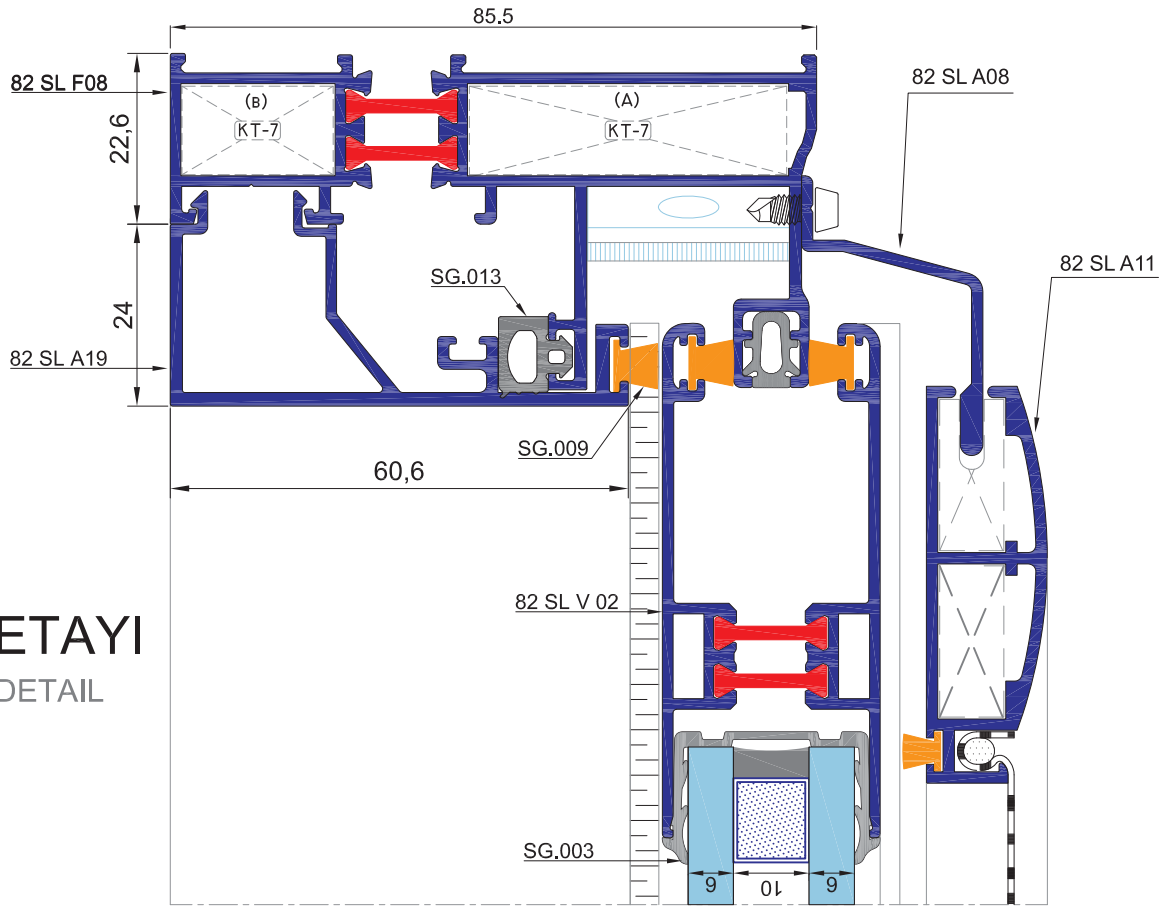


Ölçek: 1/1  
Scale: 1/1

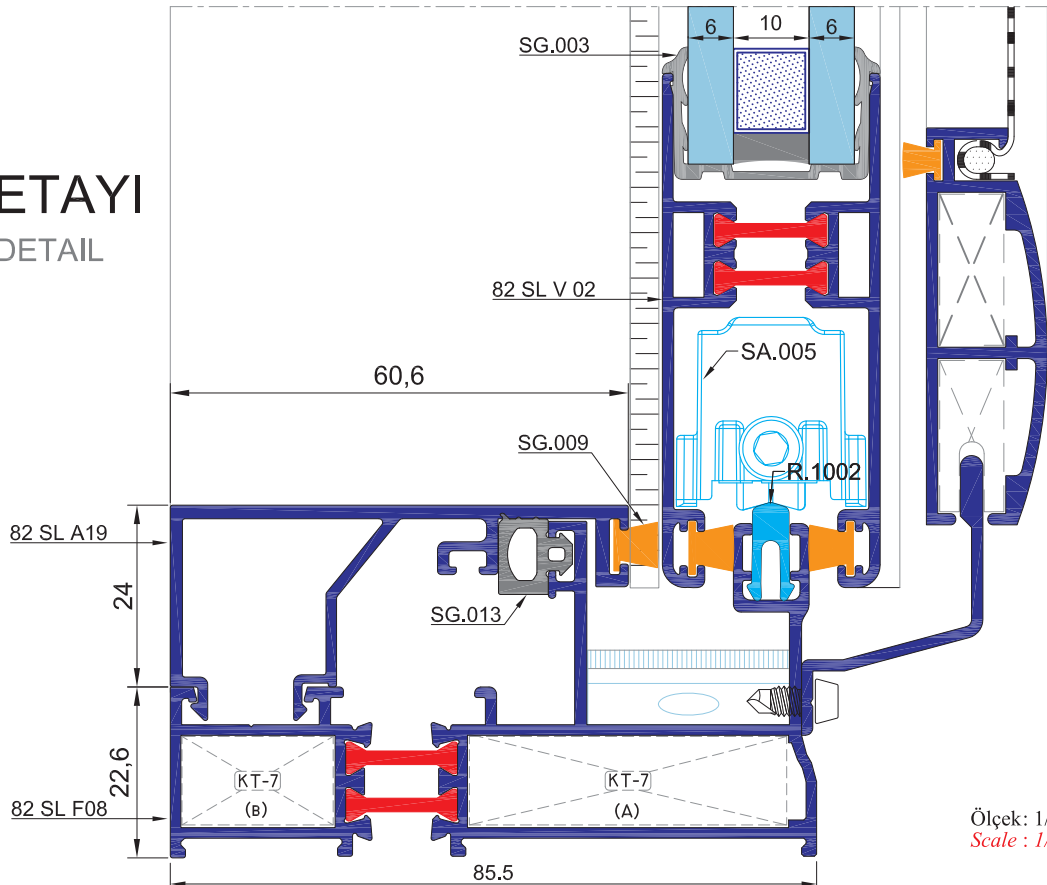
SİSTEM DETAYLARI SYSTEM DETAILS



1 DETAYI  
DETAIL

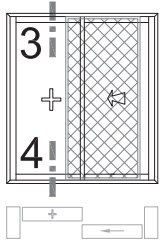


2 DETAYI  
DETAIL

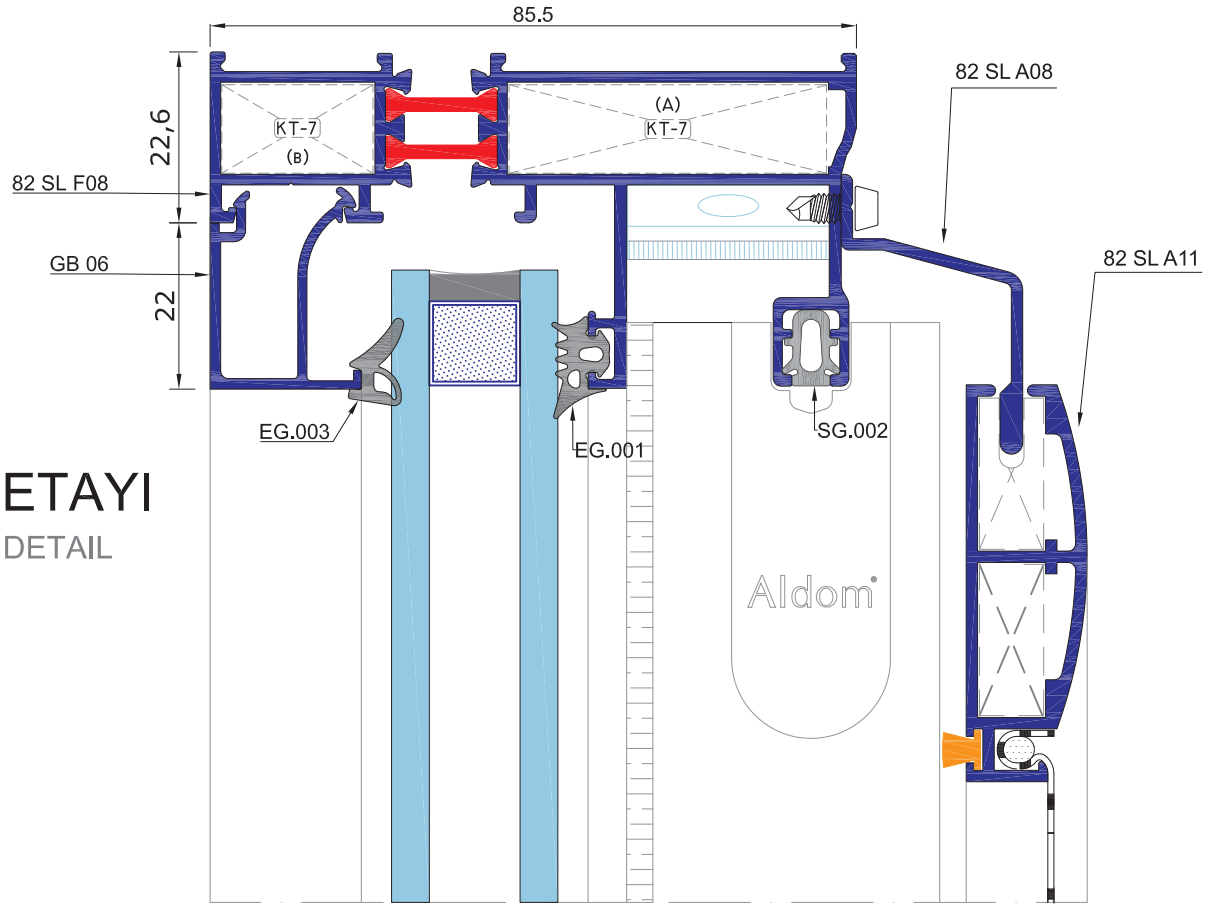


Ölçek: 1/1  
Scale: 1/1

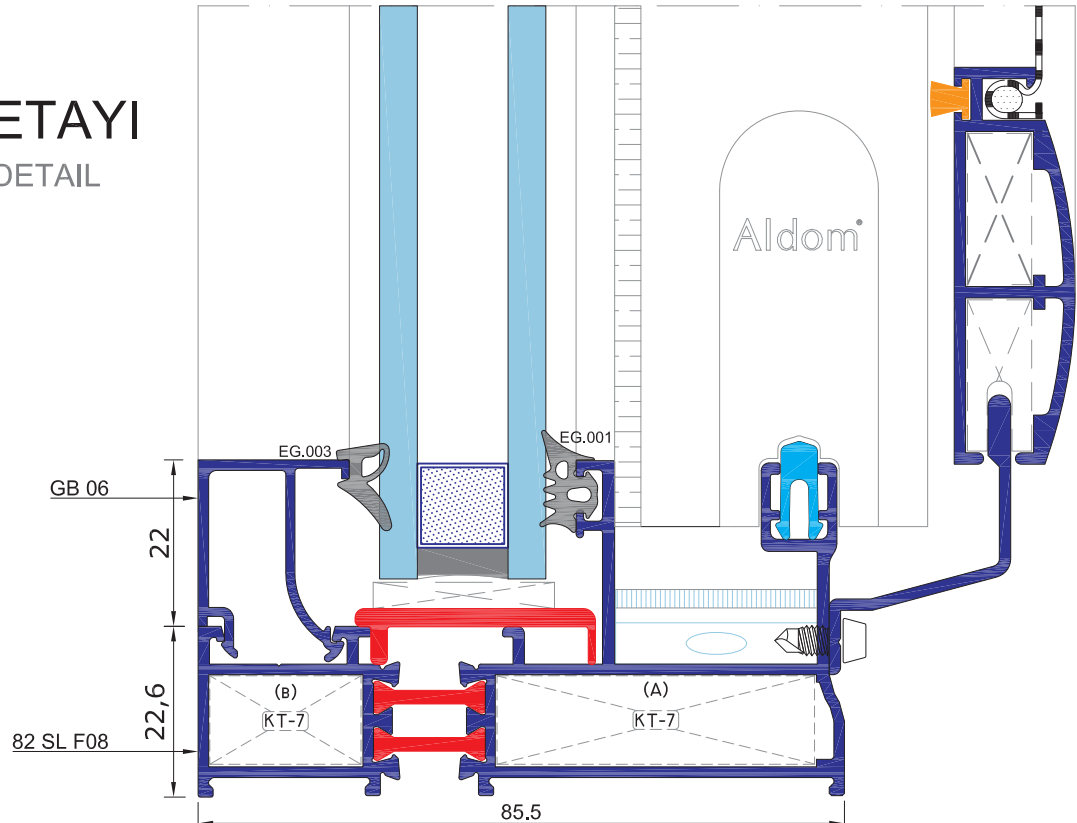
SİSTEM DETAYLARI SYSTEM DETAILS



3 DETAYI  
DETAIL

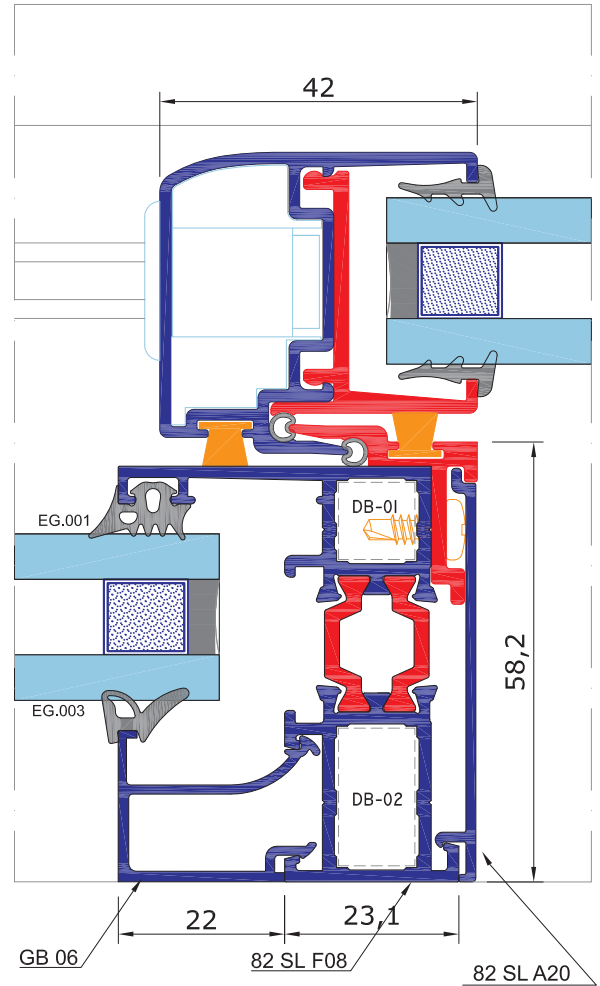
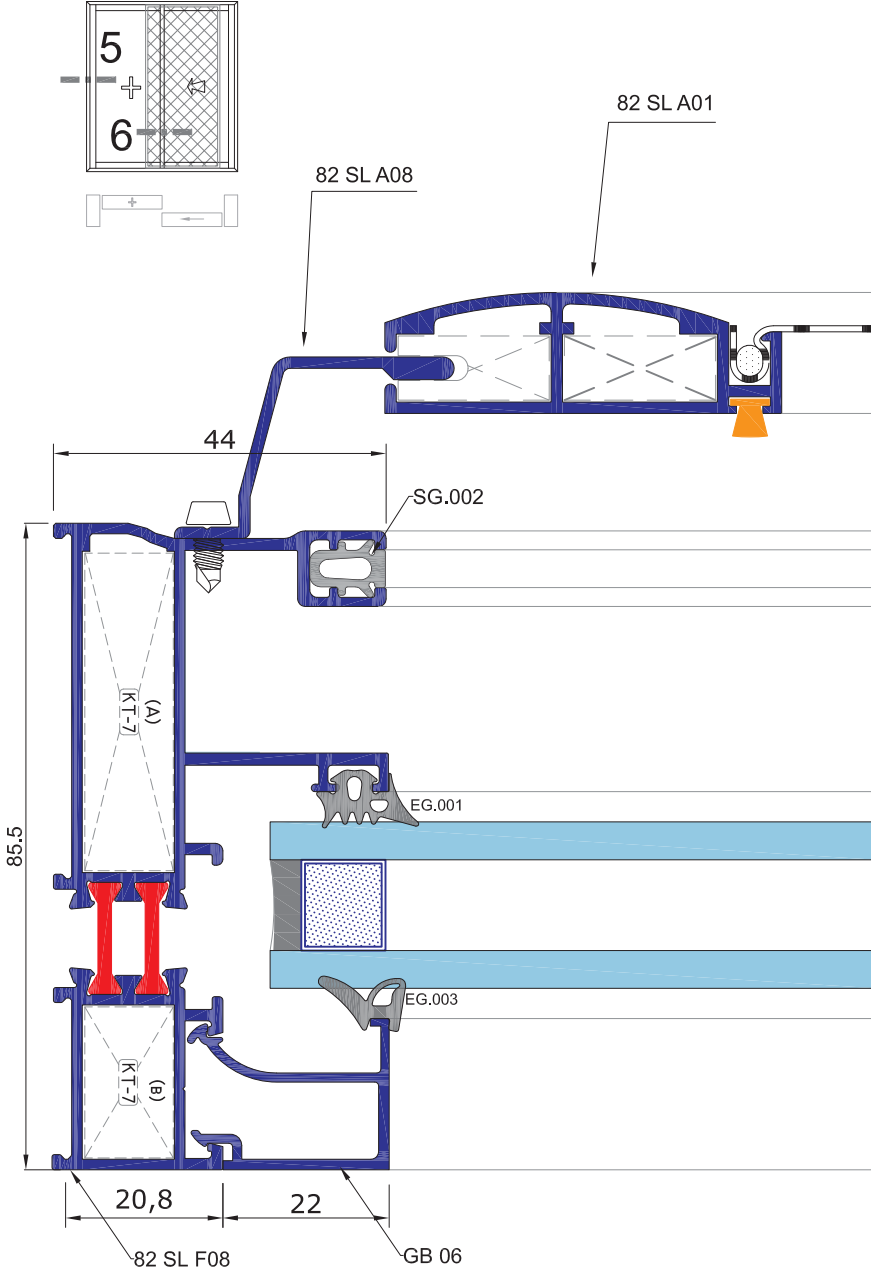


4 DETAYI  
DETAIL



Ölçek: 1/1  
Scale: 1/1

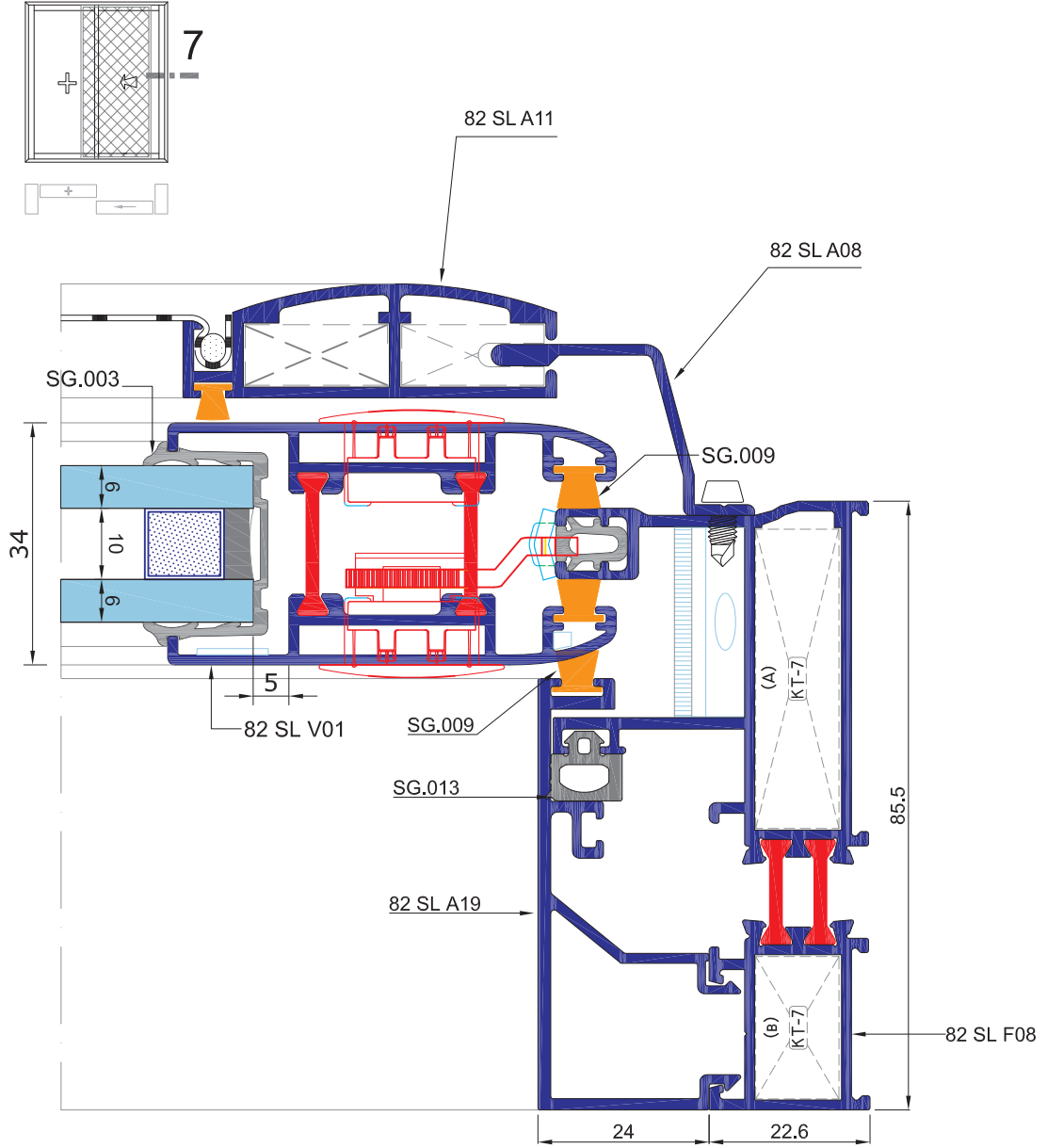
SİSTEM DETAYLARI SYSTEM DETAILS



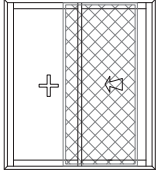
5 DETAYI  
DETAIL

6 DETAYI  
DETAIL

SİSTEM DETAYLARI SYSTEM DETAILS



⑦ DETAYI  
DETAIL



#### PROFİL / PROFILE

ADET Pcs	KOD Code	PROFİLTANIMI Description	KESİMSÜ Cutting Dimension	KESİMAÇISI Cutting Angle
2	82 SL F08	Düşey Kasa Pr.(Vertical Frame Pr.)	H	45°/45°
2	82 SL F08	Yatay Kasa Pr.(Horizontal Frame Pr.)	L	45°/45°
2	82 SL V01	Düşey Kanat Pr.(Vertical Vent Pr.)	HS=H-91	90°/90°
2	82 SL V02	Yatay Kanat Pr.(Vertical Vent Pr.)	SW=L/2-85	90°/90°
1	82 SL M01	Orta Kayıt Pr.(Horizontal Vent Pr.)	H-45	90°/90°
1	82 SL V05	Kenet Pr.(Hook Pr.)	H-71	90°/90°
1	82 SL A19	Adaptör Pr.(Adapter Pr.)	GB1=H-93	90°/90°
2	82 SL A19	Adaptör Pr.(Adapter Pr.)	GB2=L/2-43	90°/90°
2	82 SL A20	Adaptör Pr.(Adapter Pr.)	H-45	90°/90°
2	GB 06	Çita Pr.(Bead Pr.)	GBH=H-92	90°/90°
2	GB 06	Çita Pr.(Bead Pr.)	GBL=L/2-27	90°/90°

#### AKSESUAR / ACCESSORY

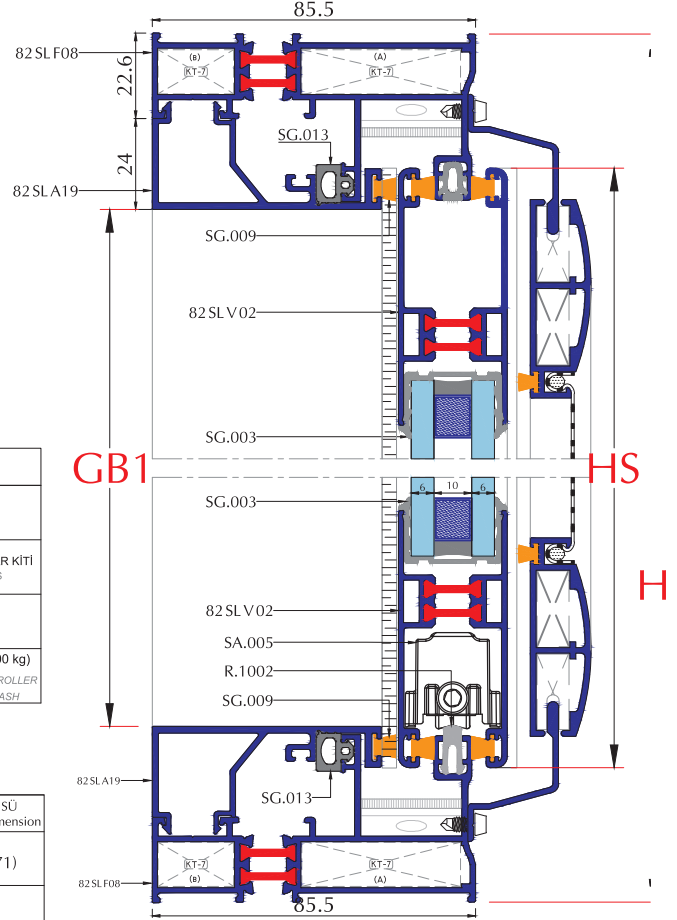
ADET Pcs	KOD Code	AKSESUAR TANIMI Description
3	SV.001	Cam Takozu 3 mm (Glazing Plugs)
3	SV.002	Cam Takozu 4 mm'lik (Glazing Plugs)
16	KT-07	Köşe Takozu (Corner Cleats)
2	SA.001	Havuzlu Kilit (Sliding Lock)
2	SA.001A	Havuzlu Kol (Handle For Sliding)

ADET Pcs	KOD Code	AKSESUAR TANIMI Description
2	SA.002	SA.001 için Karşılık (Locking Kit For SA.001)
1	SV.016M	TEK KANAT SÜRME AKSESUAR KİTİ MONORAIL SLIDE ACCESSORIES
4 (x)	SV.009	Tahliye Tapası (Draining Slot Cover)
4	SA.005	ÇİFTLİ AYARLI RULMAN (100 kg) SLIDING CARRIAGE ADJUSTING ROLLER 120 Kg. CAPACITY FOR SASH

#### FİTİLLER/GASKETS

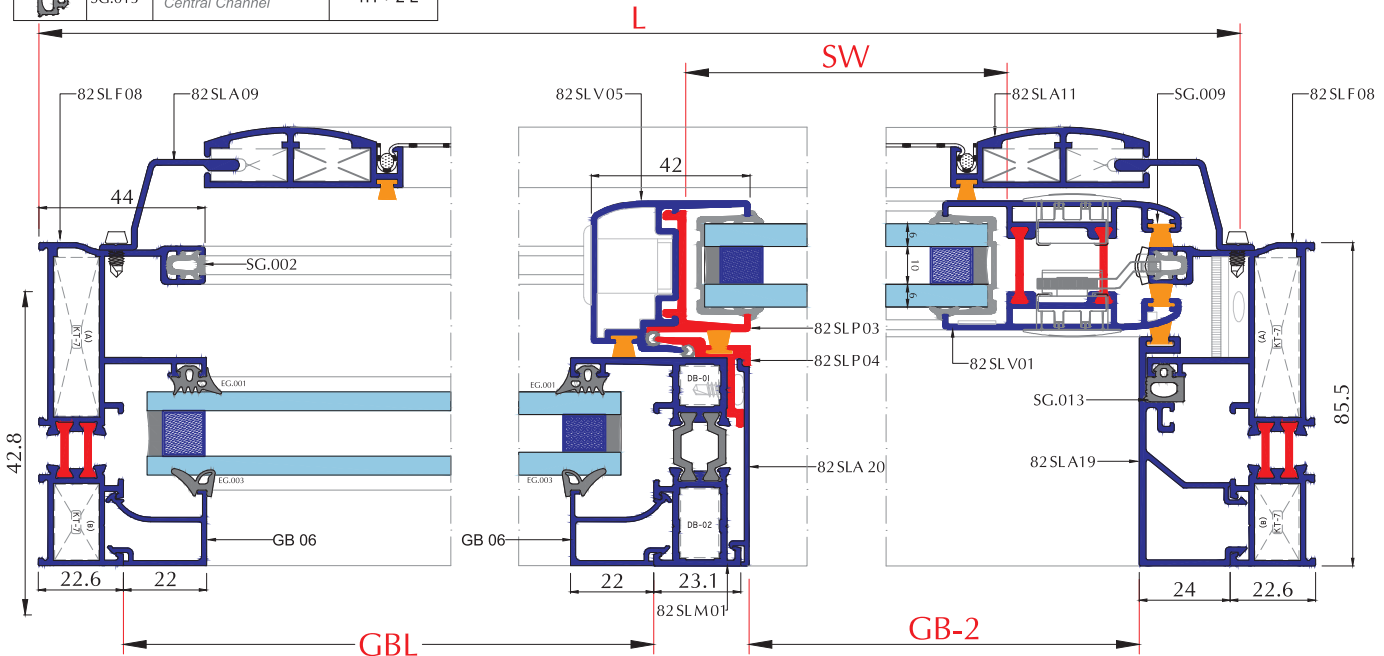
KOD Code	AKSESUAR TANIMI Description	KESİMSÜ Cutting Dimension
SG.003	U Şeklinde Cam Fitili 20 mm (U Shaped Gasket)	1H + 2 L
SG.002	Kasa Fitili (Gasket For Inside Rabbet)	2H + 1 L
SG.009	Fırça Fitil (Sealing Brush)	5H + 6L
82 SL P04	Kilitleme Fitili (Locking Gasket)	(H - 45)
SG.013	Kapama Fitili Central Channel	1H + 2 L

KOD Code	AKSESUAR TANIMI Description	KESİMSÜ Cutting Dimension
82 SL P03	Kilitleme Fitili (Locking Gasket)	(H - 71)
R-1002	Çelik Ray Fitili (Steel Sliding Gasket)	1 L
EG-003	İç Cam Fitili (Inner Glazing Gasket)	2 GBL+2 SH
EG-001	Dış Cam Fitili (Outer Glazing Gasket)	2 GBL+2 SH

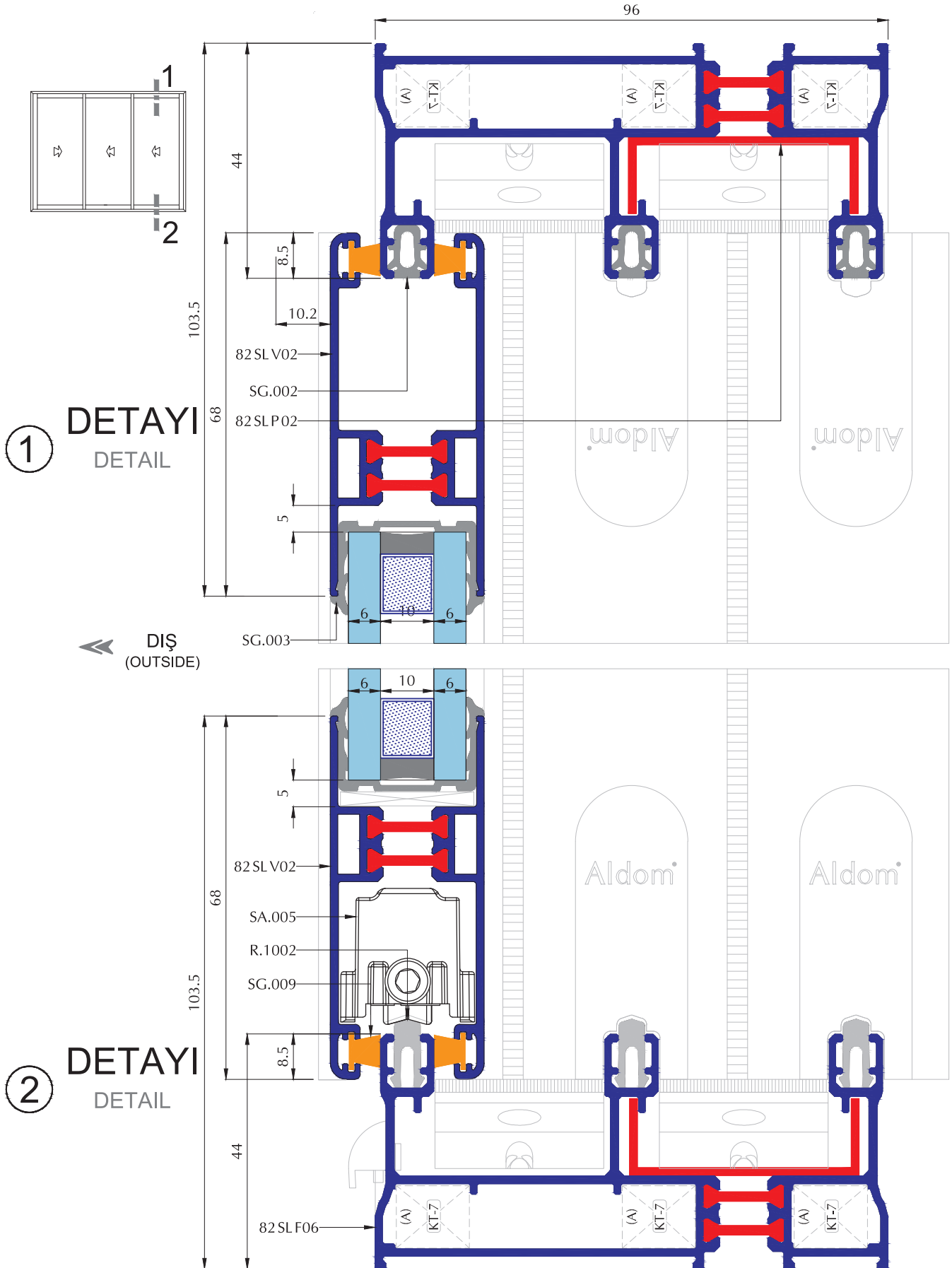


Tahliye tapası 500mm'de bir.  
Draining slot at every 500mm

Cam kesimsü (Glass Cutting Size)  
Düşey (Vertical) = H - 183  
Yatay (Horizontal) = L / 2 - 95,5

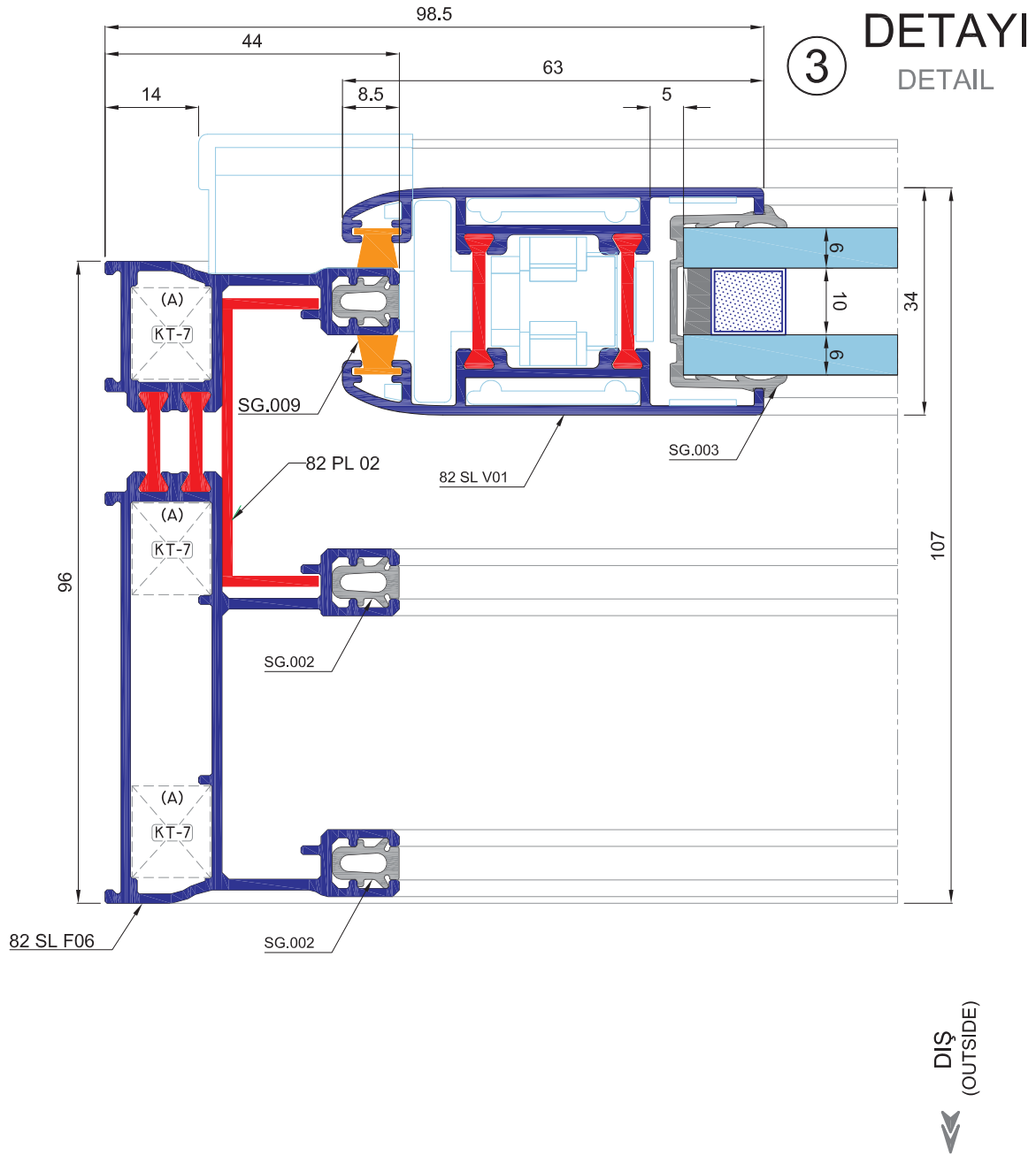
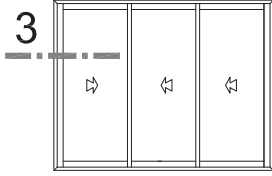


SİSTEM DETAYLARI SYSTEM DETAILS

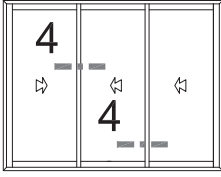


Ölçek: 1/1  
Scale: 1/1

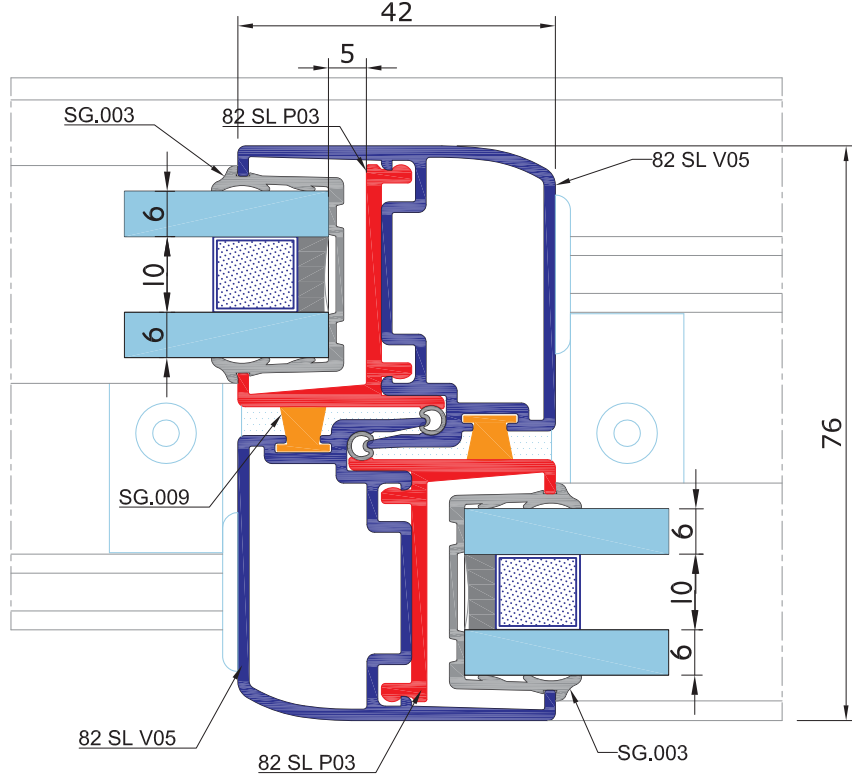
SİSTEM DETAYLARI SYSTEM DETAILS



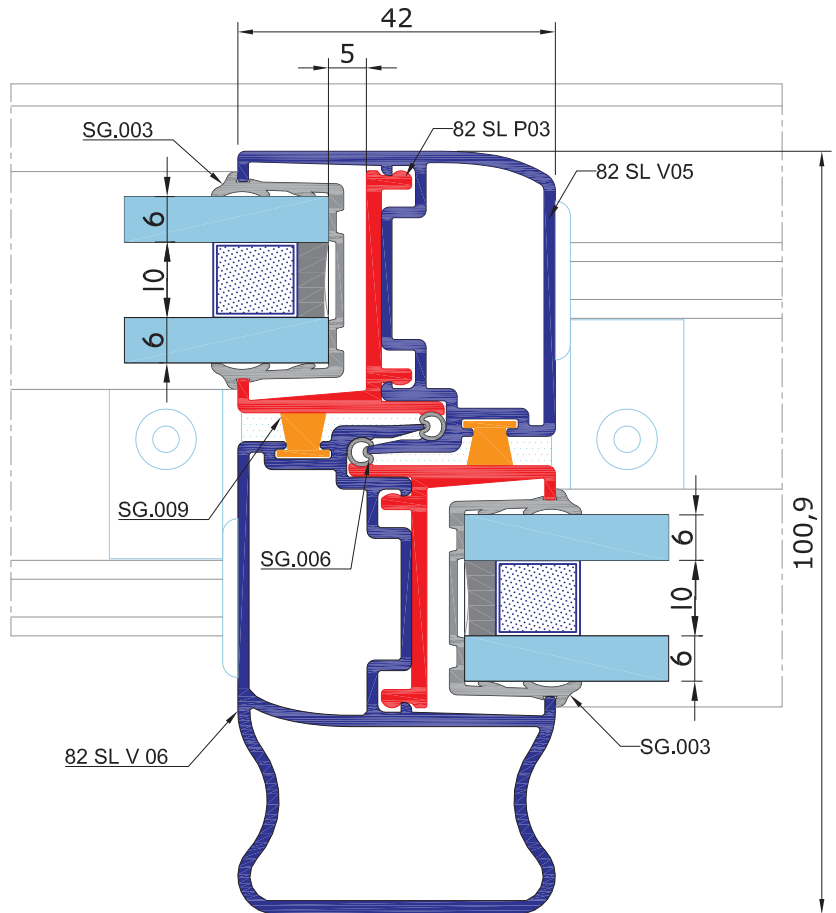
SİSTEM DETAYLARI SYSTEM DETAILS



4 DETAYI  
DETAIL

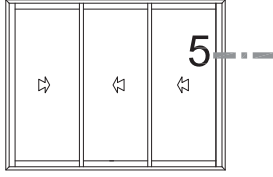


4a DETAYI  
DETAIL

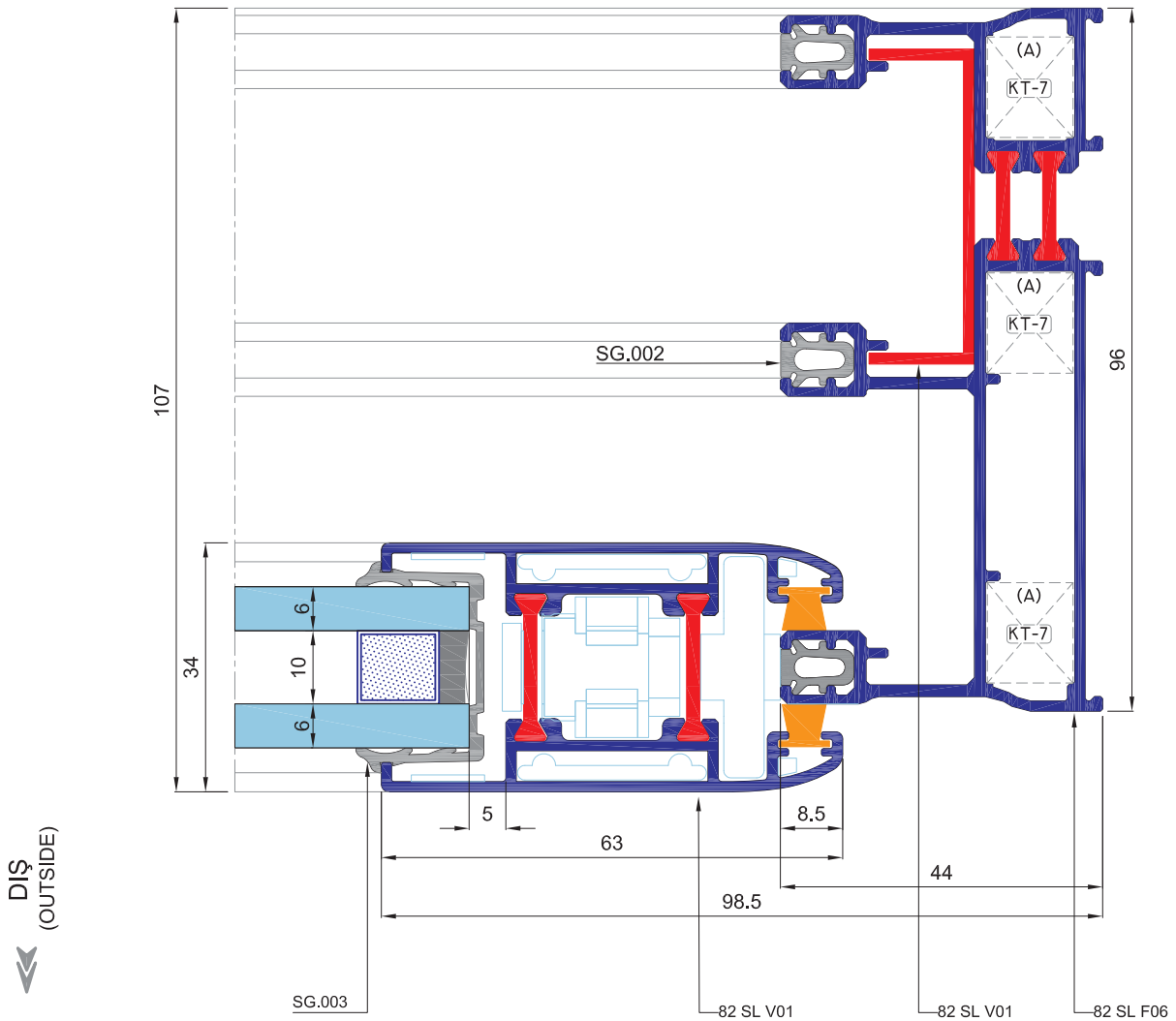


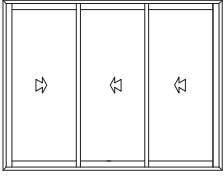
Ölçek: 1/1  
Scale: 1/1

SİSTEM DETAYLARI SYSTEM DETAILS



**5** DETAYI  
DETAIL





#### PROFİL / PROFILE

ADET Pcs	KOD Code	PROFİL TANIMI Description	KESİMSÜ Cutting Dimension	KESİMAÇISI Cutting Angle
2	82 SL F06	Düsey Kasa Pr. (Vertical Frame Pr.)	H	45°/45°
2	82 SL F06	Yatay Kasa Pr. (Horizontal Frame Pr.)	L	45°/45°
2	82 SL V01	Düsey Kanat Pr. (Vertical Vent Pr.)	HS=H-91	90°/90°
2	82 SL V02	Yatay Kanat Pr. (Vertical Vent Pr.)	SW=L/3-60	90°/90°
3	82 SL V05	Kenet Pr. (Hook Pr.)	H-71	90°/90°
1	82 SL V06	Kenet Pr. (Hook Pr.)	H-71	90°/90°

#### AKSESUAR / ACCESSORY

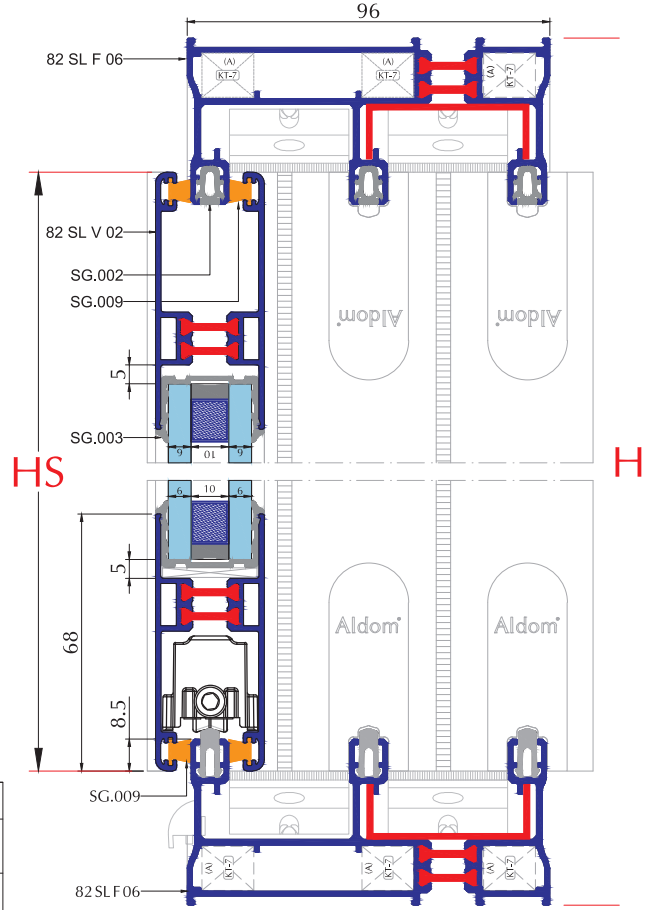
ADET Pcs	KOD Code	AKSESUAR TANIMI Description
9	SV.001	Cam Takoğu 3 mm (Glazing Plugs)
12	7002	Köşe Takoğu (Corner Cleats)
2	SA.001	Havuzlu Kilit (Sliding Lock)
2	SA.001A	Havuzlu Kol (Handle For Sliding)

ADET Pcs	KOD Code	AKSESUAR TANIMI Description
2	SA.002	SA.001 için Karşılık (Locking Kit For SA.001)
1	SV.017	3 KANATSÜRME AKSESUAR KİTİ 3 VENT SLIDE ACCESSORIES
4 (x)	SV.009	Tahliye Tapası (Draining Slot Cover)
6	SA.005	ÇİFTLİ AYARLI RULMAN (100 kg) SLIDING CARRIAGE ADJUSTING ROLLER 100 Kg. CAPACITY FOR SASH

#### FİTİLLER/GASKETS

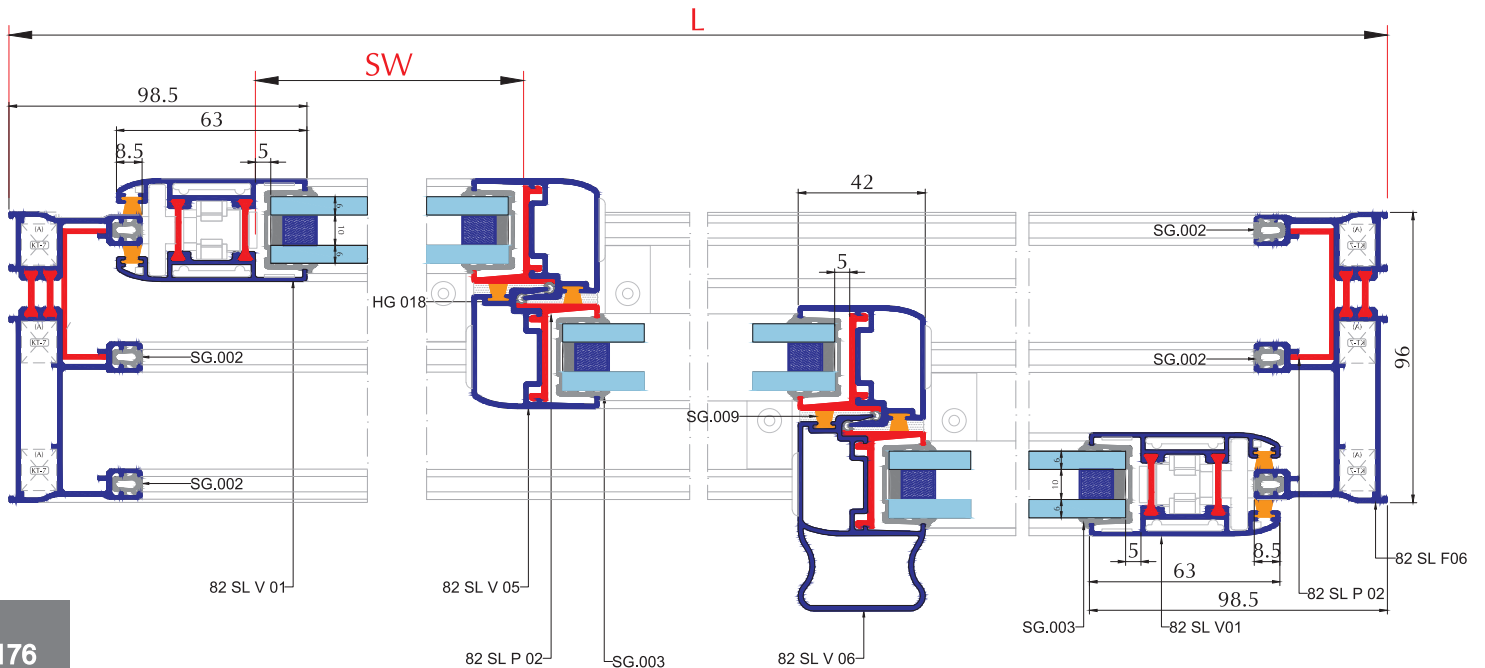
KOD Code	AKSESUAR TANIMI Description	KESİMSÜ Cutting Dimension
SG.003	U Şeklinde Cam Fiteli 20 mm (U Shaped Gasket)	6 H + 6 L
82 SL P02	Merkezi Kanal Fiteli (Central Channel)	2H + 2L
SG.002	Kasa Fiteli (Gasket For Inside Rabbet)	4 H + 2 L
HG.018	Kapama Fiteli (Central Channel)	4 H

KOD Code	AKSESUAR TANIMI Description	KESİM ÖLÇÜSÜ Cutting Dimension
SG.009	Fırça Fitel (Sealing Brush)	8H + 12L
82 SL P03	Kilitleme Fiteli (Locking Gasket)	4 (H-71)
R-1002	Çelik Ray Fiteli (Steel Sliding Gasket)	3 L



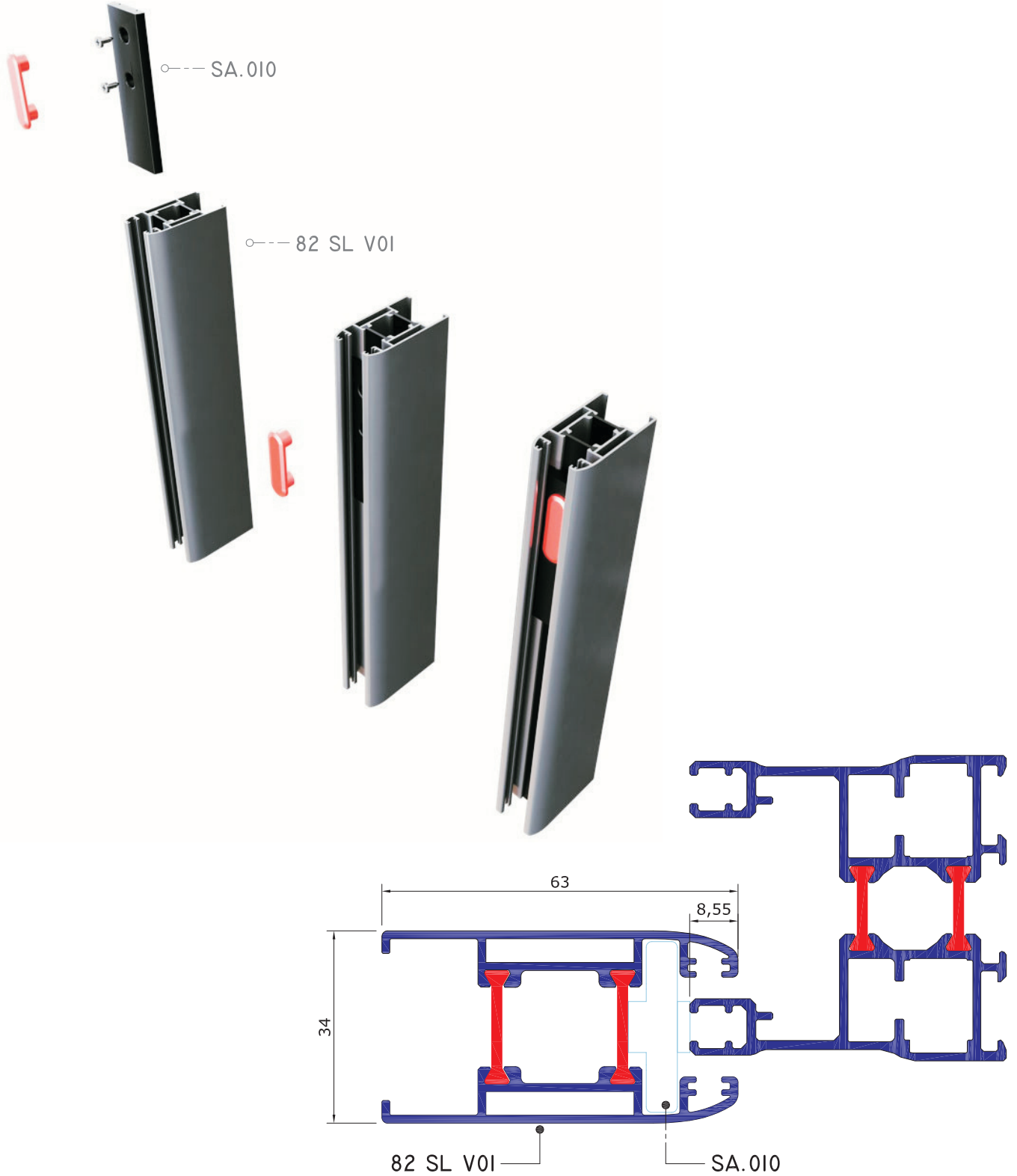
Tahliye tapası 500mm'de bir.  
Draining slot at every 500mm

Cam kesim sü (Glass Cutting Size)  
Düsey (Vertical) = H-183  
Yatay (Horizontal) = L/3-70



SİSTEM DETAYLARI SYSTEM DETAILS

STOPER MONTAJI  
STOPER INSTALLATION



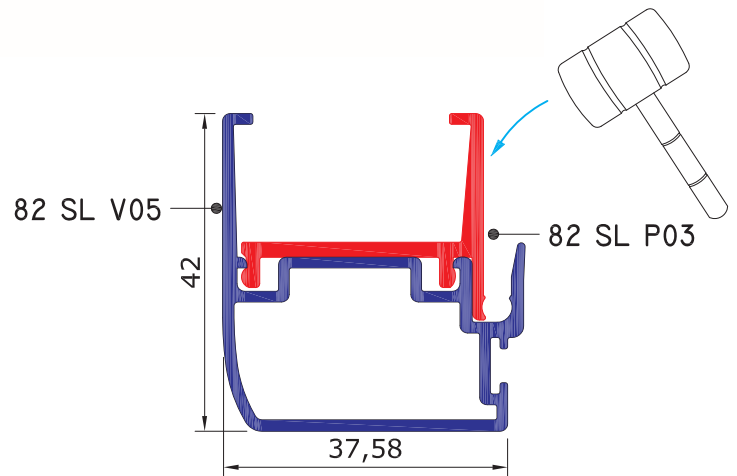
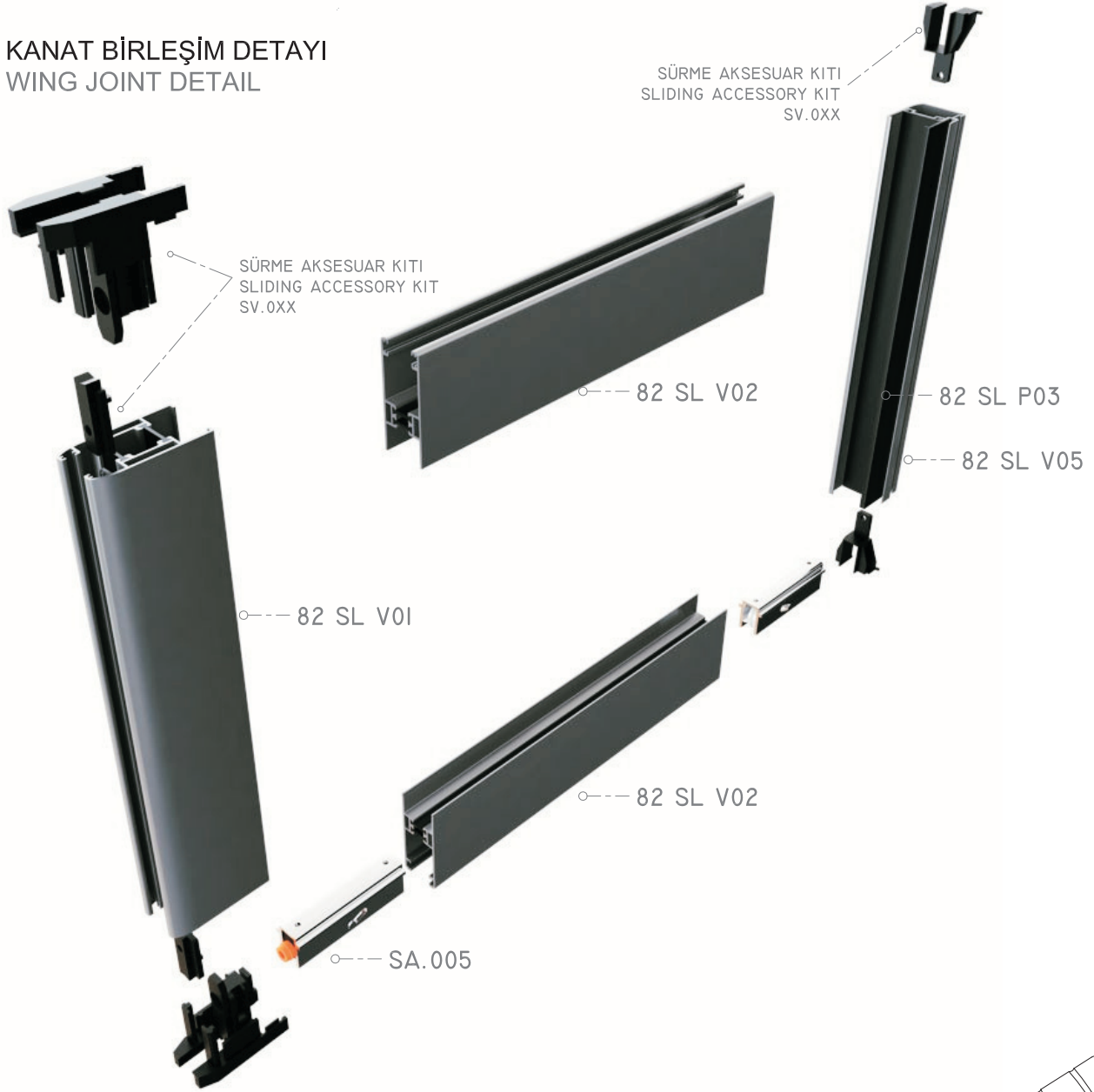
\* SA.010 STOPER PARÇASI KANAT TOPLANMADAN ÖNCE TAKILMALIDIR.

\* SA.010 STOPPER PART MUST BE INSTALLED BEFORE ASSEMBLING THE SASH

Ölçek: 1/1  
Scale: 1/1

SİSTEM DETAYLARI SYSTEM DETAILS

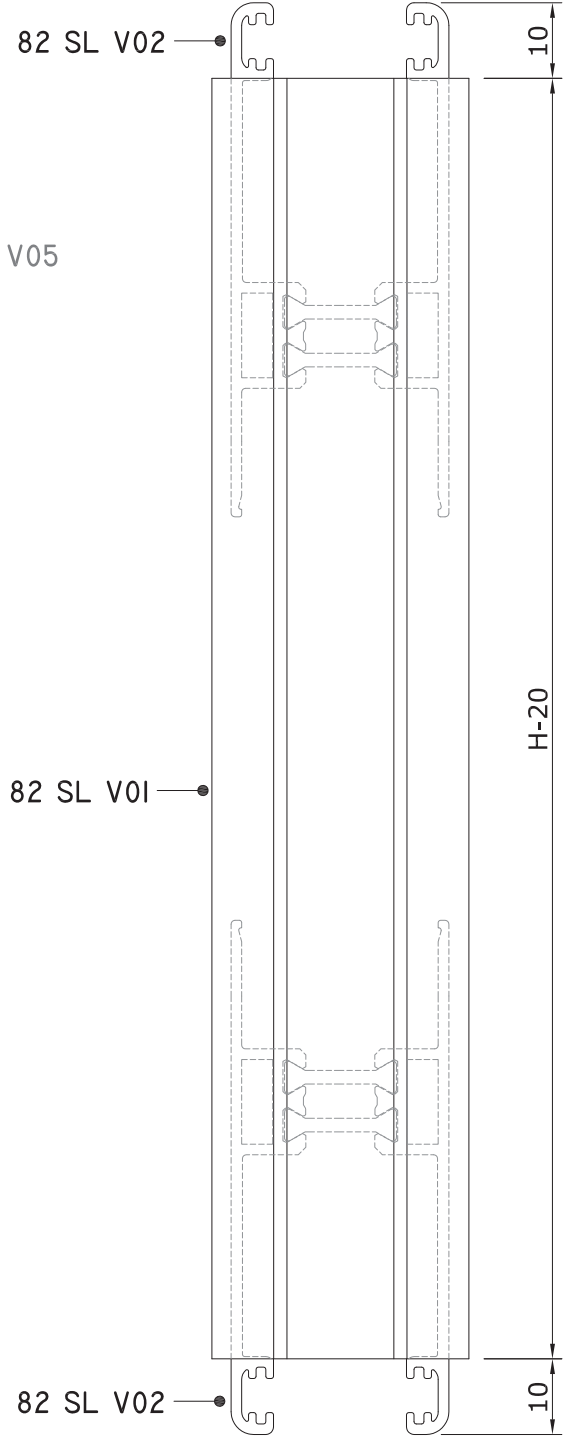
90° KANAT BİRLEŞİM DETAYI  
90° WING JOINT DETAIL



- \* 82 SL P03 PVC PROFİL 82 SL V05 ALUMİNYUM PROFİLE ÇAKILARAK VEYA SÜRÜLEREK TAKILIR.
- \* 82 SL P03 PVC PROFILE 82 SL V05 ALUMINIUM PROFILE INSTALLED WITH NAILED OR SLIDED.
- \* PROFİLLER BİRLEŞTİRİLMEDEN ÖNCE RULMAN ALT KANAT PROFİLİNE BAĞLANMALIDIR.
- \* PROFILES HAVE TO BE CONNECTED TO THE BOTTOM PROFILE OF ROLLER BEFORE ASSEMBLY

SİSTEM DETAYLARI SYSTEM DETAILS

90° KANAT BİRLEŞİM DETAYI  
90° WING JOINT DETAIL

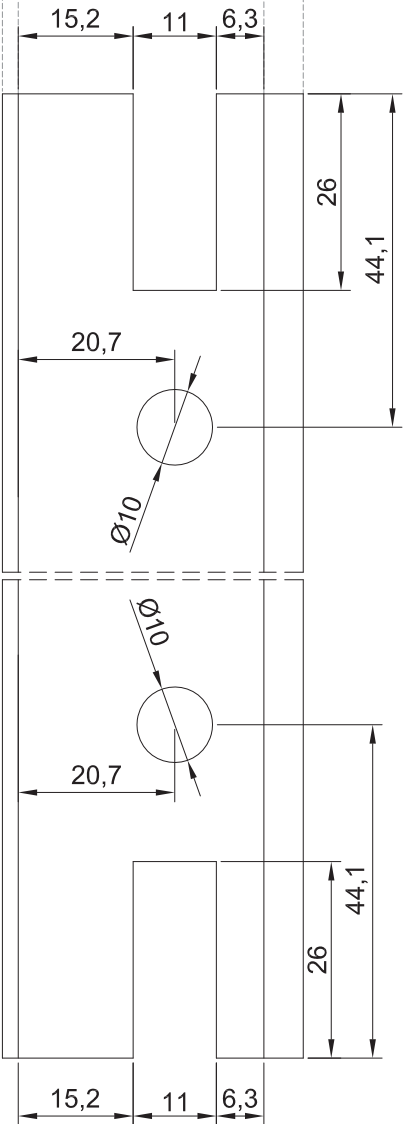
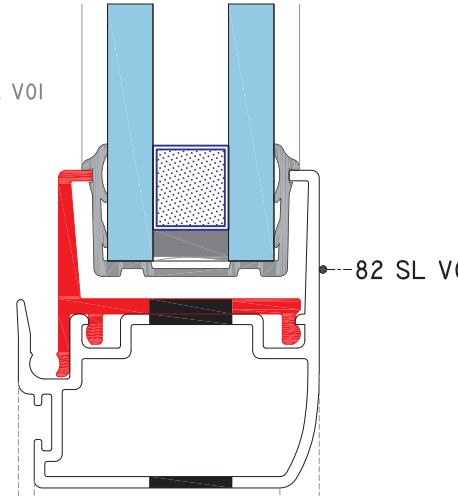


- \* 82 SL V01 Düşey Kanat Profili 20mm Kısa Kesilmelidir.
- \* 82 SL V01 VERTICAL WING PROFILE HAS TO BE CUTTED 20 MM SHORT

SÜRME AKSESUAR KITI  
SLIDING ACCESSORY KIT  
SV.0XX

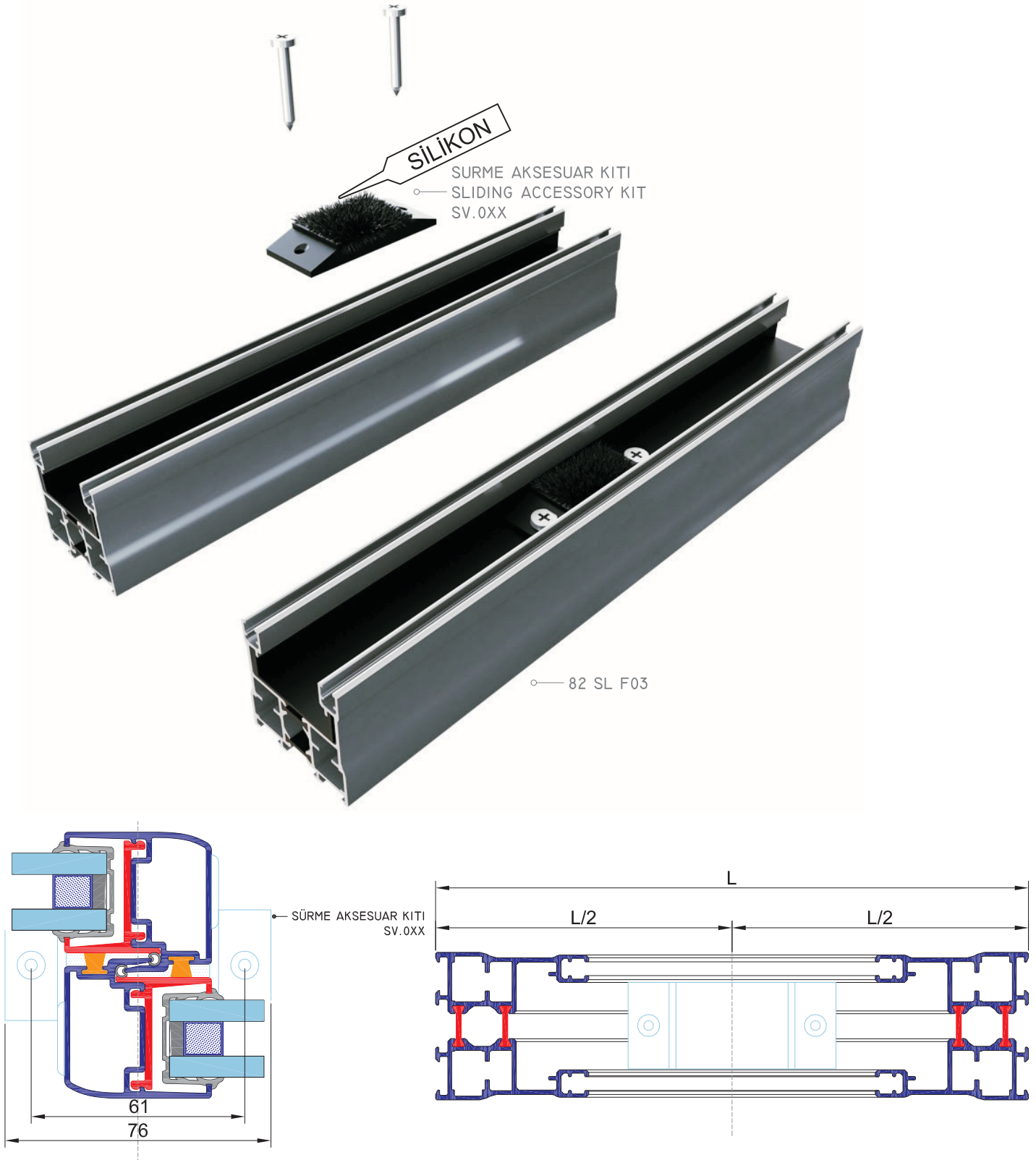


82 SL V05 KERTME  
DETAYI



90° KANAT BİRLEŞİM DETAYI  
90° WING JOINT DETAIL

SİSTEM DETAYLARI SYSTEM DETAILS








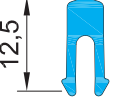



- \* Tozluk parçasının yan yüzeylerine ve alt yüzeyine kasa ile birleşimlerinde silikon uygulanır.
- \* Silicon is applied to the side surfaces and bottom surface of the leggings when they are combined with the frame.





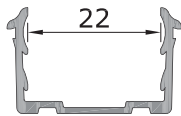
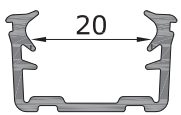
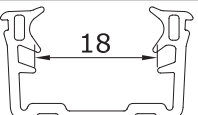




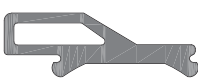
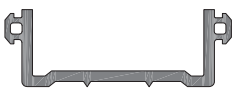



ares architectural®  
s y s t e m s

SL 82

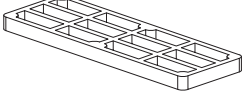
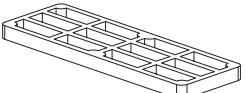
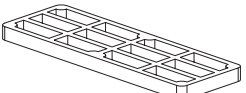
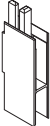
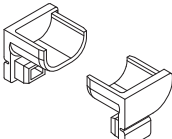
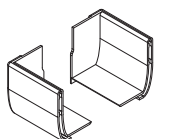
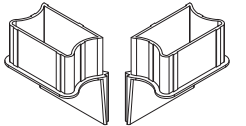
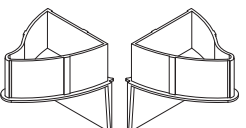

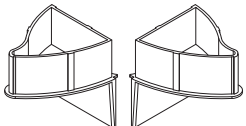
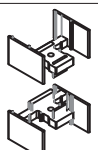
Aksesuarlar  
Accessories

FİTİLLER / GASKETS				
ÜRÜN ÇİZİMİ DRAWING	SİSTEM KODU SYSTEM CODE	ÜRÜNÜN ADI DESCRIPTION	MALZEME MATERIAL	MT
	82 SL P01	TEK CAM FİTİLİ (SINGLE GLASS GASKET)	PVC	Mt
	82 SL P02	MERKEZİ KANAL FİTİLİ (CENTRAL CHANNEL)	PVC	Mt
	82 SL P03	KİLİTLEME FİTİLİ (LOCKING GASKET)	PVC	Mt
	82 SL P04	KİLİTLEME FİTİLİ (LOCKING GASKET)	PVC	Mt
	82 SL P05	TAKOZ FİTİLİ (LOCKING GASKET)	PVC	Mt
	R.1002	ÇELİK RAY (STEEL RAIL)	-	Mt
	PT.001	KAPATMA FİTİLİ (CLOSING SLIDING GASKET)	PVC	Mt
	PT.002	SALLANTI ENGELLEYİCİ (STABILIZER)	PVC	AD Pcs
	PT.002	CAM ALT TAKOZU (GLAZING PLUGS)	PVC	AD Pcs



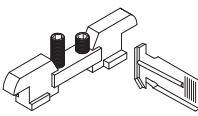
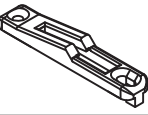
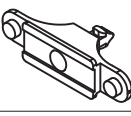

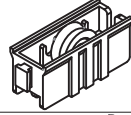
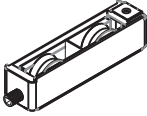

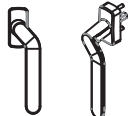
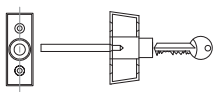
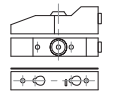
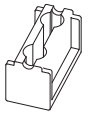
FİTİLLER / GASKETS

ÜRÜN ÇİZİMİ DRAWING	SİSTEM KODU SYSTEM CODE	ÜRÜNÜN ADI DESCRIPTION	MALZEME MATERIAL	mt / koli(15kg) mt / box(15kg)
	SG.001 72 gr	DIŞ CAM FİTİLİ OUTER GLAZING GASKET	EPDM	205 mt / koli(15kg)
	SG.002 44 gr	KAPATMA FİTİLİ FINISHING GASKET	EPDM	340 mt / koli(15kg)
	SG.003 106 gr	CAM FİTİLİ (22mm) INNER GLAZING GASKET	EPDM	140 mt / koli(15kg)
	SG.004 123 gr	CAM FİTİLİ (20mm) INNER GLAZING GASKET	EPDM	122 mt / koli(15kg)
	SG.005 144 gr	CAM FİTİLİ (18mm) INNER GLAZING GASKET	EPDM	104 mt / koli(15kg)
	SG.006 57 gr	CAM FİTİLİ 5mm INNER GLAZING GASKET	EPDM	263 mt / koli(15kg)
	SG.007 97 gr	DIŞ BİNE FİTİLİ GASKET FOR OUTER RABBET	EPDM	155 mt / koli(15kg)
	SG.008 68 gr	CAM FİTİLİ 6mm INNER GLAZING GASKET	EPDM	220 mt / koli(15kg)
	SG.009 179 gr	FİRÇA FİTİL WEATHER STRIP BRUSH		mt
	SG.010 114 gr	MERKEZİ KANAL FİTİLİ CENTRAL CHANNEL	EPDM	130 mt / koli(15kg)
	SG.011 93 gr	MERKEZİ KANAL FİTİLİ CENTRAL CHANNEL	EPDM	161 mt / koli(15kg)
	SG.012 55 gr	KAPAMA FİTİLİ CENTRAL CHANNEL	EPDM	272 mt / koli(15kg)
	SG.013 69 gr	KAPAMA FİTİLİ CENTRAL CHANNEL	EPDM	217 mt / koli(15kg)
	HG.018 69 gr	KAPAMA FİTİLİ CENTRAL CHANNEL	EPDM	1000 mt / Koli

TAPALAR / PLUGS

ÜRÜN ÇİZİMİ DRAWING	SİSTEM KODU SYSTEM CODE	ÜRÜNÜN ADI DESCRIPTION	MALZEME MATERIAL	ADET PIECES
	SV.001	3 mm CAM TAKOZU GLAZING PLUGS	PVC	
	SV.002	4 mm CAM TAKOZU GLAZING PLUGS	PVC	
	SV.003	5 mm CAM TAKOZU GLAZING PLUGS	PVC	
	SV.004	4 LÜ KANAT(82 SL A01) için TAPA PAIR OF PLUGS FOR (82 SL A01) WITH FOUR VENT	POLYAMID	
	SV.005	82 SL A03 için DAMLALIK TAPASI PAIR OF PLUGS FOR SL 82 A03	PVC	
	SV.006	82 SL F04, 82 SL F07, 82 SL F05 için DAMLALIK TAPASI PAIR OF PLUGS FOR 82 SL F04, 82 SL F07, 82 SL F05	POLYAMID	
	SV.007	82 SL V 06 için MERKEZİ TAPA PAIR OF CENTRAL CONNECTION PLUGS FOR PR. 82 SL V06	POLYAMID	
	SV.008	82 SL V07 için MERKEZİ TAPA PAIR OF CENTRAL CONNECTION PLUGS FOR PR. 82 SL V07	PLASTIC	
	SV.009	TAHLİYE TAPASI DRAINING SLOT COVER	POLYAMID	
	SV.010	82 SL A06 için MERKEZİ TAPA PAIR OF CENTRAL CONNECTION PLUGS FOR PR. 82 SL A06	PLASTIC	
	SV.011	ORTA ADAPTÖR KAPAĞI CENTRAL END CAP FOR SASHES	PLASTIC	

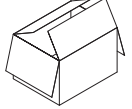
AKSESUARLAR / ACCESSORIES

ÜRÜN ÇİZİMİ DRAWING	SİSTEM KODU SYSTEM CODE	ÜRÜNÜN ADI DESCRIPTION	MALZEME MATERIAL	Adet / koli Pcs / box
	SA.001	HAVUZLU KİLİT (SİYAH) BUILT IN INSIDE HANDLE (BLACK)		
	SA.001A	HAVUZ KOL (SİYAH) BUILT IN INSIDE HANDLE (BLACK)		
	SA.002	SA.001 İÇİN KARŞILIK LOCKING KIT FOR HANDLE SA.001		
	SA.92.004	KİLİT KARŞILIĞI SAFETY LOCK	DÖKÜM CAST	
	SA.92.005	ÇOK NOKTADAN KİLİT SAFETY PLUG	DÖKÜM CAST	
	SA.92.006	KİLİT KARŞILIĞI SAFETY LOCK	DÖKÜM CAST	
	SA.003	TEKLİ RULMAN(50 kg) SLIDING CARRIAGE SINGLE ROLLER 50 Kg. CAPACITY FOR SASH		
	SA.005	ÇİFTLİ AYARLI RULMAN (100 kg) SLIDING CARRIAGE ADJUSTING ROLLER 120 Kg. CAPACITY FOR SASH		
	SA.006	SÜRME KOL SLIDING HANDLE		
	SA.006A	SÜRME KIVRIK KOL SLIDING HANDLE		
	SA.007	GÜVENLİK KİLİDİ SAFETY LOCK		
	SA.008	STOPER SAFETY PLUG		
	SA.009	KANAT SABİTLEME TAKOZU FIXING PIECE FOR VENT PROFILES		

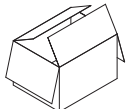
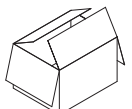
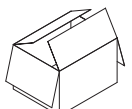
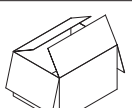
AKSESUARLAR / ACCESSORIES

ÜRÜN ÇİZİMİ DRAWING	SİSTEM KODU SYSTEM CODE	ÜRÜNÜN ADI DESCRIPTION	MALZEME MATERIAL	Adet / koli Pcs / box
	SA.010	STOPER (82 SL V01) SAFETY PLUG (82 SL V01)		
	SA.011	82 SL V03, 82 SL V04 , 82 SL V08 için STOPER STOPER FOR 82 SL V03, 82 SL V04 , 82 SL V08		
	SA.012	İSPANYOLET ALT DESTEK TAKOZU BUILT IN INSIDE HANDLE (BLACK)		
	SA.013	SİNEKLİK KÖŞE TAKOZU (82 SL A09 - 82 SL A11- 82 SL A08) FLYSCREEN CORNER CLEAT (82 SL A09 - 82 SL A11- 82 SL A08)		
	SA.014	SİNEKLİK RULMAN (82 SL A09 - 82 SL A11- 82 SL A08) FLYSCREEN ROLLER (82 SL A09 - 82 SL A11- 82 SL A08)		

AVANGARDE Series / KİT AKSESUAR / KIT ACCESSORIES

ÜRÜNÜN ADI DESCRIPTION	SİSTEM KODU SYSTEM CODE	İÇİNDEKİLER LİSTESİ TABLE OF CONTENTS	Adet / koli Pcs / box
TEK KANAT SÜRME AKSESUAR KİTİ MONORAIL SLIDE ACCESSORIES	SV.016M	Adaptör-Kanat Kapakları (Adapter-Vent Covers) ..... 4 adet / pcs Tozluk (Gaiters) ..... 2 adet / pcs Plastik Takoz Bağlantı Parçası (Connection Plastic Plugs) ..... 4 adet / pcs Adaptör-Kanat için Plastik Takoz (Plastic Plugs for Adapter-Vent) 4 adet / pcs	
ÇİFT KANAT SÜRME AKSESUAR KİTİ DOUBLE VENT SLIDE ACCESSORIES	SV.016	Adaptör-Kanat Kapakları (Adapter-Vent Covers) ..... 4 adet / pcs Tozluk (Gaiters) ..... 2 adet / pcs Plastik Takoz Bağlantı Parçası (Connection Plastic Plugs) ..... 4 adet / pcs Adaptör-Kanat için Plastik Takoz (Plastic Plugs for Adapter-Vent) 4 adet / pcs	
3 KANAT SÜRME AKSESUAR KİTİ 3 VENT SLIDE ACCESSORIES	SV.017	Adaptör-Kanat Kapakları (Adapter-Vent Covers) ..... 6 adet / pcs Tozluk (Gaiters) ..... 4 adet / pcs Plastik Takoz Bağlantı Parçası (Connection Plastic Plugs) ..... 6 adet / pcs Adaptör-Kanat için Plastik Takoz (Plastic Plugs for Adapter-Vent) 6 adet / pcs	
4 KANAT SÜRME AKSESUAR KİTİ 4 VENT SLIDE ACCESSORIES	SV.018	Adaptör-Kanat Kapakları (Adapter-Vent Covers) ..... 8 adet / pcs Tozluk (Gaiters) ..... 6 adet / pcs Plastik Takoz Bağlantı Parçası (Connection Plastic Plugs) ..... 8 adet / pcs Adaptör-Kanat için Plastik Takoz (Plastic Plugs for Adapter-Vent) 8 adet / pcs	

PREMIUM Series / KİT AKSESUAR / KIT ACCESSORIES

ÜRÜNÜN ADI DESCRIPTION	SİSTEM KODU SYSTEM CODE	İÇİNDEKİLER LİSTESİ TABLE OF CONTENTS	Adet / koli Pcs / box
TEK KANAT SÜRME AKSESUAR KİTİ MONORAIL SLIDE ACCESSORIES	SV.013M	Adaptör-Kanat Kapakları (Adapter-Vent Covers) ..... 2 adet / pcs Tozluk (Gaiters) ..... 2 adet / pcs Plastik Takoz (Plastic Plugs) ..... 2 adet / pcs Plastik Takoz Bağlantı Parçası (Connection Plastic Plugs) ..... 2 adet / pcs Adaptör-Kanat için Plastik Takoz (Plastic Plugs for Adapter-Vent) 2 adet / pcs	
ÇİFT KANAT SÜRME AKSESUAR KİTİ DOUBLE VENT SLIDE ACCESSORIES	SV.013	Adaptör-Kanat Kapakları (Adapter-Vent Covers) ..... 4 adet / pcs Tozluk (Gaiters) ..... 2 adet / pcs Plastik Takoz (Plastic Plugs) ..... 4 adet / pcs Plastik Takoz Bağlantı Parçası (Connection Plastic Plugs) ..... 4 adet / pcs Adaptör-Kanat için Plastik Takoz (Plastic Plugs for Adapter-Vent) 4 adet / pcs	
3 KANAT SÜRME AKSESUAR KİTİ 3 VENT SLIDE ACCESSORIES	SV.014	Adaptör-Kanat Kapakları (Adapter-Vent Covers) ..... 6 adet / pcs Tozluk (Gaiters) ..... 4 adet / pcs Plastik Takoz (Plastic Plugs) ..... 6 adet / pcs Plastik Takoz Bağlantı Parçası (Connection Plastic Plugs) ..... 6 adet / pcs Adaptör-Kanat için Plastik Takoz (Plastic Plugs for Adapter-Vent) 6 adet / pcs	
4 KANAT SÜRME AKSESUAR KİTİ 4 VENT SLIDE ACCESSORIES	SV.015	Adaptör-Kanat Kapakları (Adapter-Vent Covers) ..... 8 adet / pcs Tozluk (Gaiters) ..... 6 adet / pcs Plastik Takoz (Plastic Plugs) ..... 8 adet / pcs Plastik Takoz Bağlantı Parçası (Connection Plastic Plugs) ..... 8 adet / pcs Adaptör-Kanat için Plastik Takoz (Plastic Plugs for Adapter-Vent) 8 adet / pcs	



ares architectural<sup>®</sup>  
systems

# SL 92

Isı Yalıtımlı Sürme Kapı & Pencere Sistemi

Thermally Insulated Sliding Door & Window System



Aldom Group'un 25 yılı aşkın tecrübesi ve gücüyle, Türkiye ve uluslararası pazara sunmaktan gurur duyduğu markası 'ares Mimari Sistemler'; zarif ve şık tasarımı, mükemmel yalıtımı, maliyet verimli çözümleri ve projelerin tüm gereksinimlerini karşılayan geniş ürün yelpazesıyla, tüm iş ortaklarına doğru ve kaliteli hizmet vermeyi amaçlar, binalarda enerji kullanımını azaltmak ve termal konforu geliştirmek için mükemmel çözümler sunar.

Yapılarda güvenlik ve konforun üstün kalitede bir sistemle sağlanması fikriyle özel olarak tasarlanan SL 92 Isı Yalıtımlı Sürme Kapı ve Pencere Sistemleri; mükemmel termal, su, hava ve akustik yalıtım performansı sunar, zorlu koşullara dayanıklılığı ve estetik dizaynıyla özellikle prestijli projelerde tercih edilir.

Kanat yüzeylerinde 2 farklı dizayn sunan SL 92 Yalıtımlı Sürme Sistemleri; AVANTGARDE ve PREMIUM Serileri ile, şıklık ve zerafeti yenilikçi bir yorumla harmanlıyor. Avantgarde Serisi; çizgili yüzey dizaynıyla estetik ve modern bir yapı sunarken, geniş kanat ölçüsüyle de daha güçlü bir görünüm sağlıyor. Premium Serisi'nde ise; şıklık ve hafiflik, ekonomik çözümlerle buluşuyor.

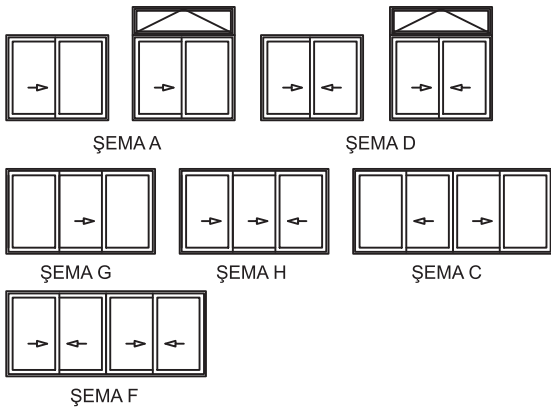
### ÖZELLİKLER:

- 92 mm kasa kesit derinliği
- Perdeli kıl fitillerle sızdırmazlık
- 12 ila 24 mm aralığında cam kalınlıkları
- Euro tip aksesuarların tümüne uyumlu
- Özel kilitleme aksesuarları ile yüksek güvenlik
- Elektrostatik toz boyalı veya eloksallı yüzey kaplama

### AVANTAJLAR:

- Isı, akustik, su ve hava yalıtımında yüksek performans
- Çok sayıda değişik tip mimari açılım alternatifi
- Hafif strüktür, kolay üretim
- Estetik iç ve dış görünüm
- Tüm pencere ve kapı tipleri ile adaptasyon

### AÇILIM TIPLERİ:



### PERFORMANS:

Su sızdırmazlık EN 1027-EN 12208	1A (0Pa)	2A (50Pa)	3A (100Pa)	4A (150Pa)	5A (200Pa)	6A (250Pa)	7A (300Pa)	8A (450Pa)	9A (600Pa)	Exxxx (xxxxPa)
Hava geçirgenlik EN 1026 - EN 12207	1 (150Pa)		2 (300Pa)		3 (600Pa)		4 (600Pa)			
Rüzgar yükü dayanımı EN 12211 - EN 12210	max pressure		1 (400Pa)	2 (800Pa)	3 (1200Pa)	4 (1600Pa)	5 (2000Pa)	Exxx (>2000Pa)		
	with deflection		A (≤ 1/150)		B (≤ 1/200)		C (≤ 1/300)			



\* 2 kanatlı fransız pencere 2500 x 2500 mm; Ug=1.0 W/m<sup>2</sup> K, psi=0.05 W/m K

With its more than 25 years of knowledge and strong reputation in the market, Aldom Group proudly presents its 'ares Architectural Systems', providing an elegant and stylish design, excellent insulation, cost effective solutions, wide range of products that meets all requirements of the projects and offers a consistent and high quality service to all its business partners. It provides perfect solutions for reducing the energy consumption and increasing thermal comfort at buildings.

Specially designed with the idea of securing comfort at buildings, 'SL 92 Insulated Sliding Door & Window Systems' ensures perfect thermal, air and acoustic insulation, as well as waterproofing; consequently being preferred in high-rise buildings and prestigious projects with its superior quality.

Offering 2 desirable options, SL 82 Insulated Sliding Systems combines aesthetic-stylish design and innovative exposition in its new AVANTGARDE and PREMIUM SERIES. At Avantgarde Series; striped surface design gives its aesthetic and modern appearance, while its wider sized vent profiles gives a stronger view. At Premium Series; elegant design and lightness meet with cost effective solutions.

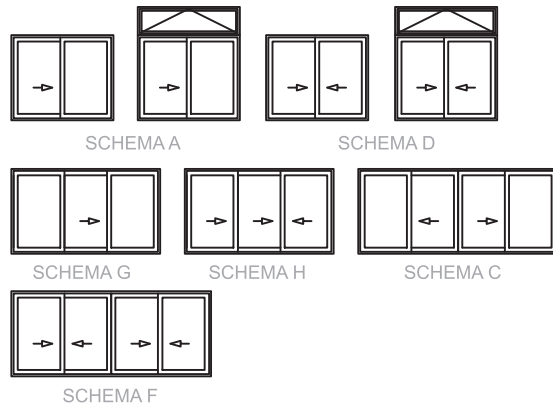
### FEATURES:

- 92 mm system cross section depth
- Impermeability with Pile Weather Strips
- 12 mm to 24 mm glass thickness range
- Compatible with all Euro-type accessories
- High security with special locking accessories
- Electrostatic powder coating or anodized surfaces

### ADVANTAGES:

- High performance in acoustic, water, air and thermal insulation
- Numerous types of architectural detail alternatives
- Light structure, easy processing
- Aesthetic interior and exterior view
- Adoptable to all types of doors and windows

### OPENING TYPES:



### PERFORMANCE:

Watertightness EN 1027 - EN 12208	1A (0Pa)	2A (50Pa)	3A (100Pa)	4A (150Pa)	5A (200Pa)	6A (250Pa)	7A (300Pa)	8A (450Pa)	9A (600Pa)	Exxxx (xxxxPa)
Air permeability EN 1026 - EN 12207	1 (150Pa)		2 (300Pa)		3 (600Pa)		4 (600Pa)			
Resistance to wind load EN 12211 - EN 12210	max pressure		1 (400Pa)	2 (800Pa)	3 (1200Pa)	4 (1600Pa)	5 (2000Pa)	Exxx (>2000Pa)		
	with deflection		A (≤ 1/150)		B (≤ 1/200)		C (≤ 1/300)			



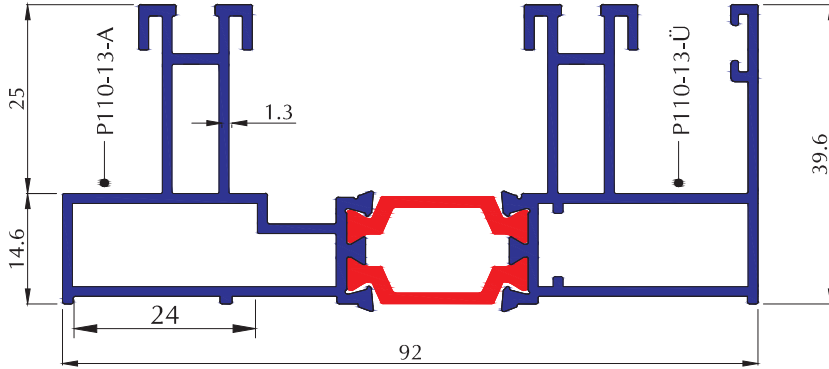
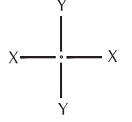
\* Double winged french window 2500 x 2500 mm; Ug=1.0 W/m<sup>2</sup> K, psi=0.05 W/m K

ares architectural<sup>®</sup>  
s y s t e m s

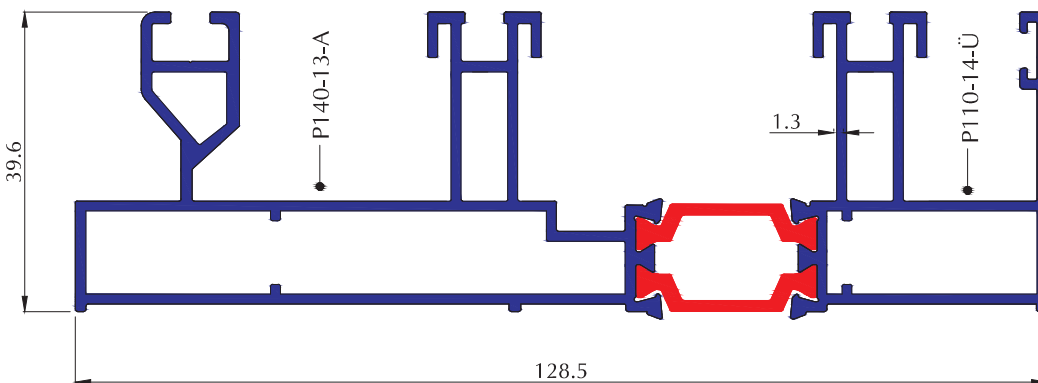
SL 92

Profiller  
Profiles

KASA PROFİLLERİ FRAME PROFILES

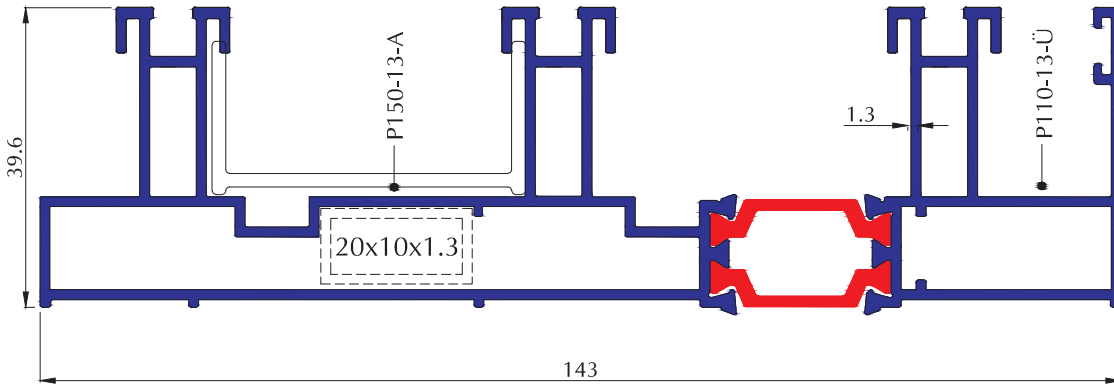
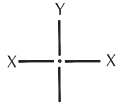


92 SLF01  
1,550 kg/m  
 $J_x=34,00 \text{ cm}^4$   $J_y=7,90 \text{ cm}^4$

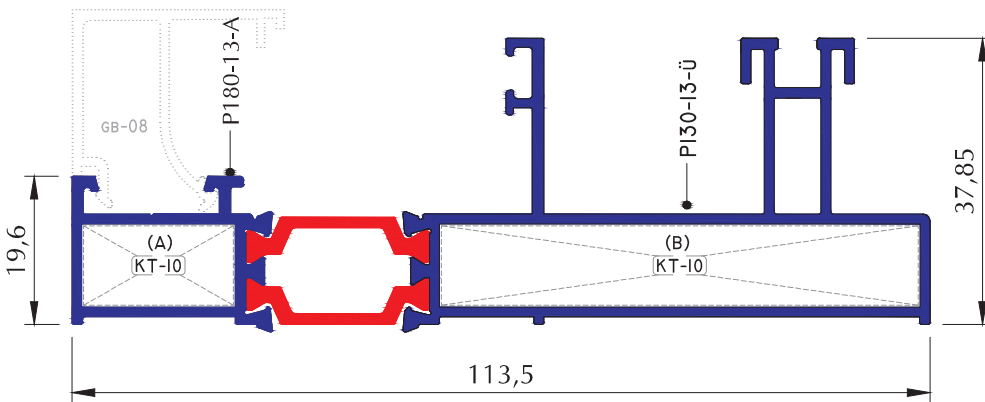


92 SLF04  
2,070 kg/m  
 $J_x=87,45 \text{ cm}^4$   $J_y=10,89 \text{ cm}^4$

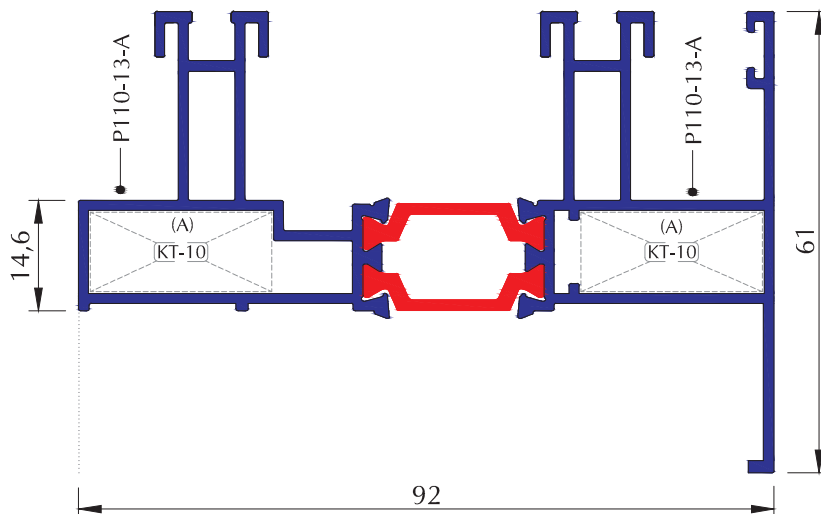
**KASA PROFİLLERİ FRAME PROFILES**



**92 SL F05**  
2,178 kg/m  
 $J_x=114,09 \text{ cm}^4$   $J_y=11,43 \text{ cm}^4$

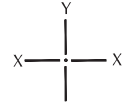


**92 SL F08**  
1,510 kg/m  
 $J_x=45,58 \text{ cm}^4$   $J_y=5,87 \text{ cm}^4$

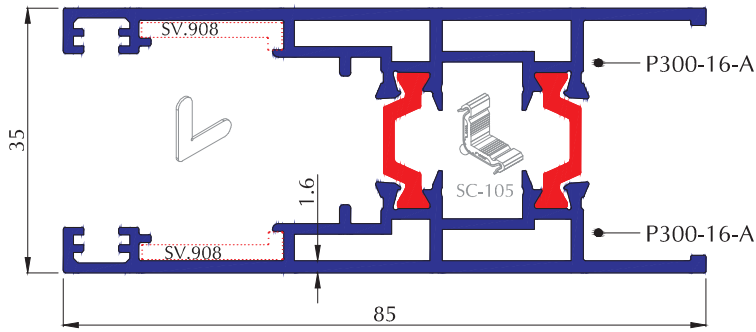


**92 SL F09**  
1,510 kg/m  
 $J_x=45,58 \text{ cm}^4$   $J_y=5,87 \text{ cm}^4$

KASA PROFİLLERİ FRAME PROFILES



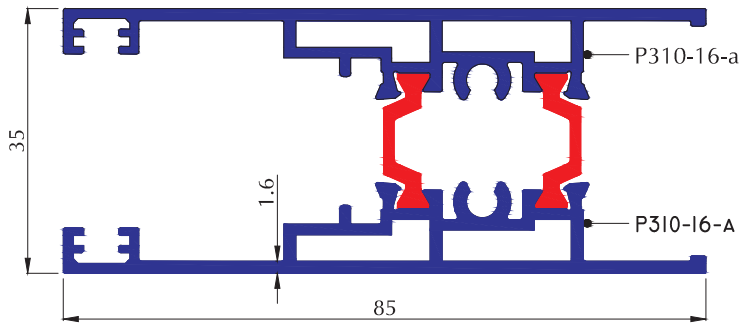
45° Kanatprofili/45° VentProfile



92 SL V01

1,651 kg/m  
 $J_x=20,39 \text{ cm}^4$   $J_y=11,04 \text{ cm}^4$

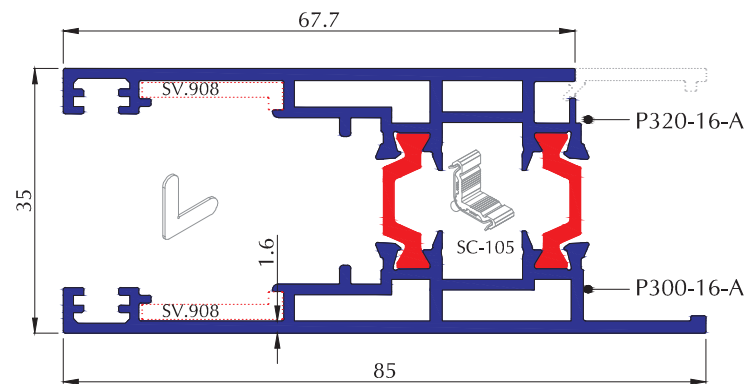
90° Kanatprofili/90° VentProfile



92 SL V02

1,709 kg/m  
 $J_x=20,53 \text{ cm}^4$   $J_y=11,23 \text{ cm}^4$

45° Cam Çıtalı Kanatprofili/45° Glazing Bead VentProfile



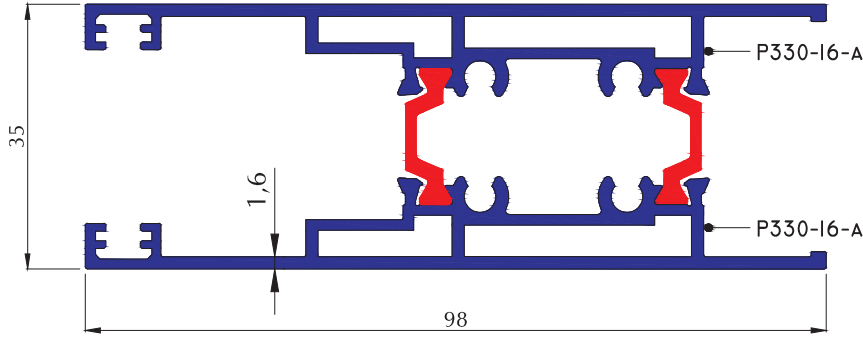
92 SL V03

1,571 kg/m  
 $J_x=17,51 \text{ cm}^4$   $J_y=10,20 \text{ cm}^4$

Ölçek: 1/1  
Scale: 1/1

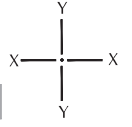
**KANAT PROFİLLERİ VENT PROFILES**

90° Kanatprofili Baza/90° VentProfile

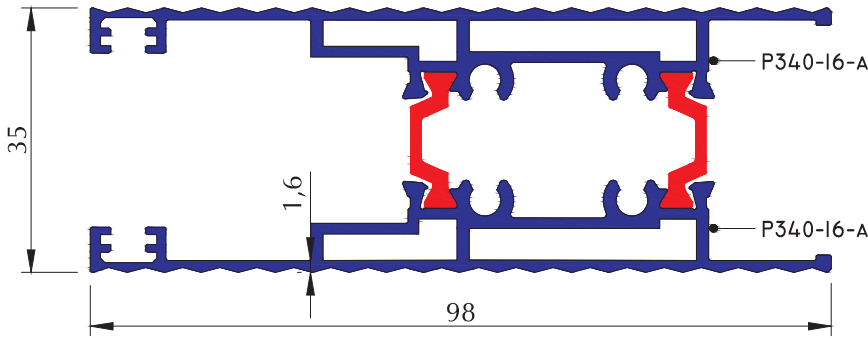


**92 SL V04**

1,954 kg/m  
 $J_x=32,55 \text{ cm}^4$   $J_y=12,94 \text{ cm}^4$

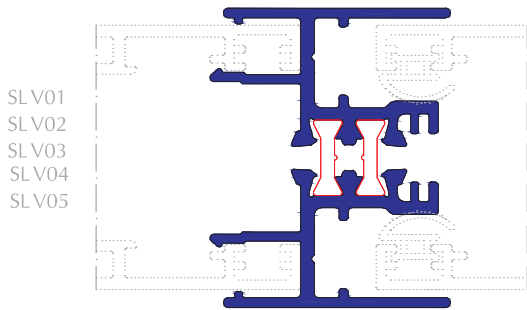


90° Kanatprofili Baza/90° VentProfile



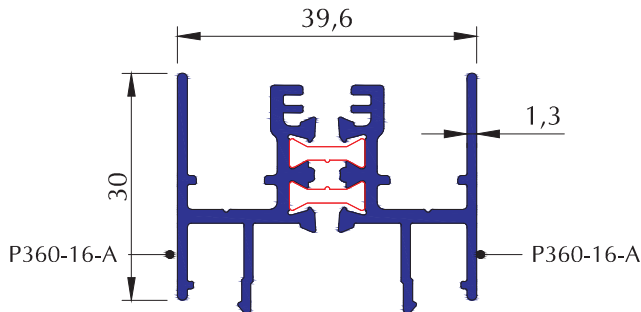
**92 SL V05**

1,783 kg/m  
 $J_x=28,80 \text{ cm}^4$   $J_y=11,05 \text{ cm}^4$



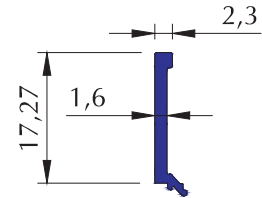
SLV01  
SLV02  
SLV03  
SLV04  
SLV05

39,6



**92 SLA01**

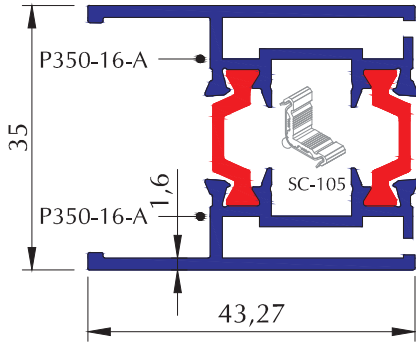
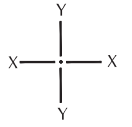
0,812 kg/m



**SLG01**

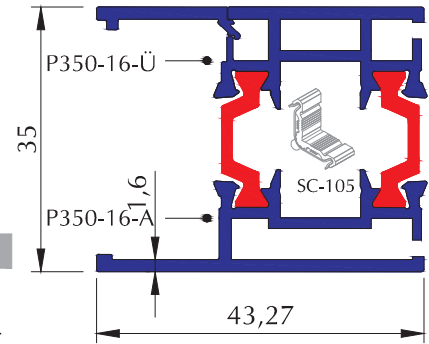
0,090 kg/m

**KANAT PROFİLLERİ VENT PROFILES**



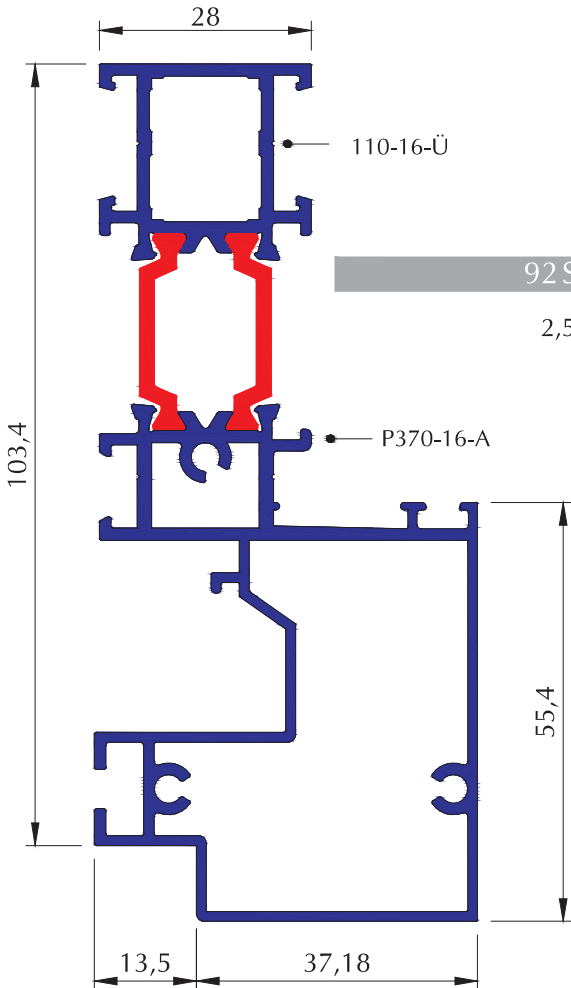
**92SLV11**

0,976 kg/m  
 $J_x=4,15 \text{ cm}^4$   $J_y=5,54 \text{ cm}^4$



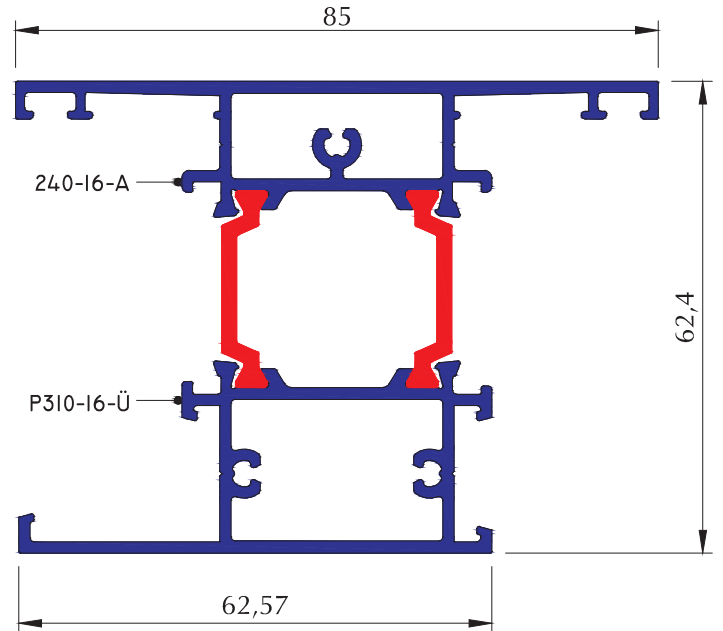
**92SLV12**

0,912 kg/m  
 $J_x=4,15 \text{ cm}^4$   $J_y=5,54 \text{ cm}^4$



**92SLV10**

2,531 kg/m

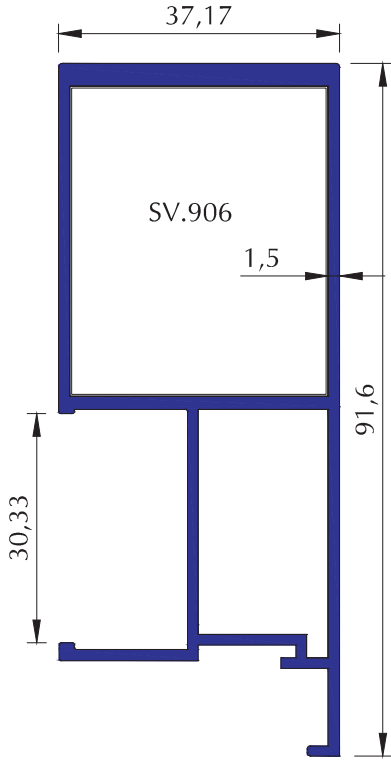
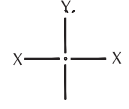


**92SLV08**

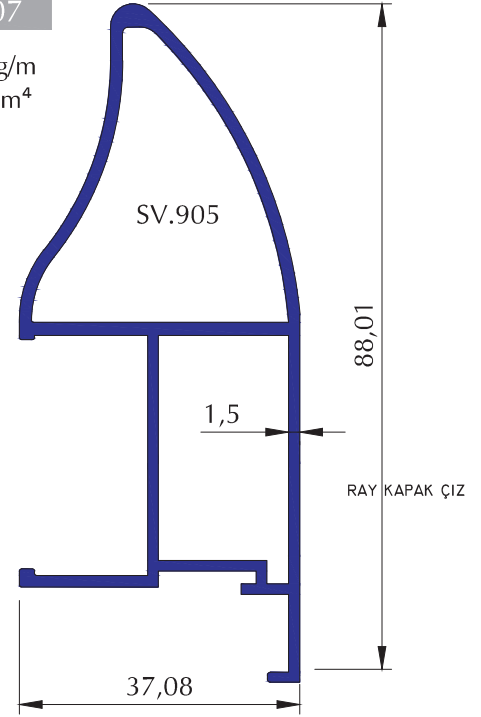
1,826 kg/m  
 $J_x=34,00 \text{ cm}^4$   $J_y=16,38 \text{ cm}^4$

Ölçek: 1/1  
Scale: 1/1

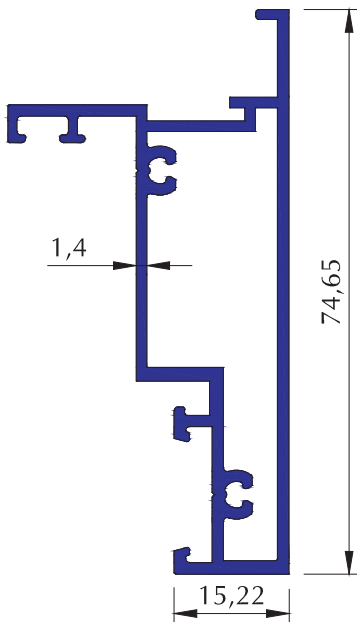
**KENETLİ KANAT PROFİLLERİ VENT PROFILES**



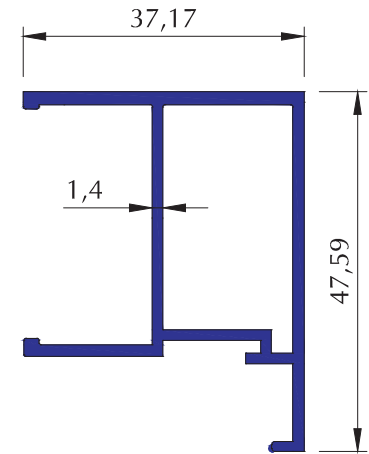
**92 SL V07**  
1,073 kg/m  
 $J_x=6,45 \text{ cm}^4$   $J_y=19,50 \text{ cm}^4$



**92 SL V06**  
1,295 kg/m  
 $J_x=42,56 \text{ cm}^4$   $J_y=10,87 \text{ cm}^4$

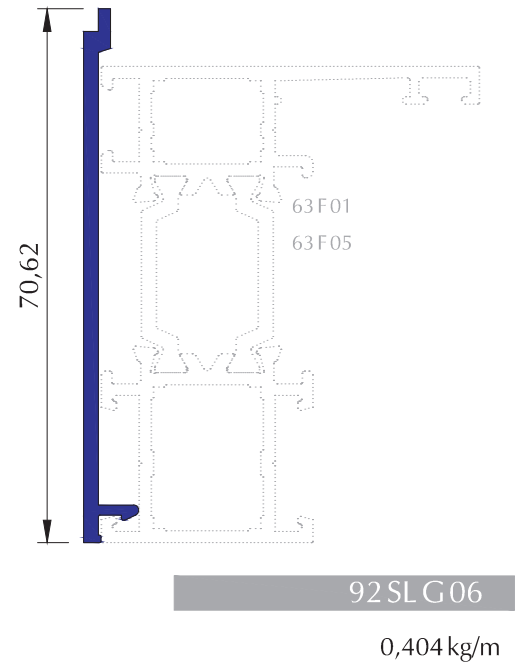
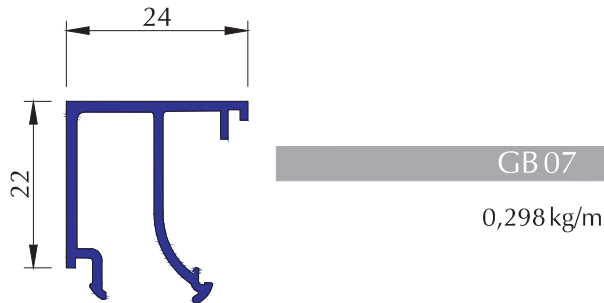
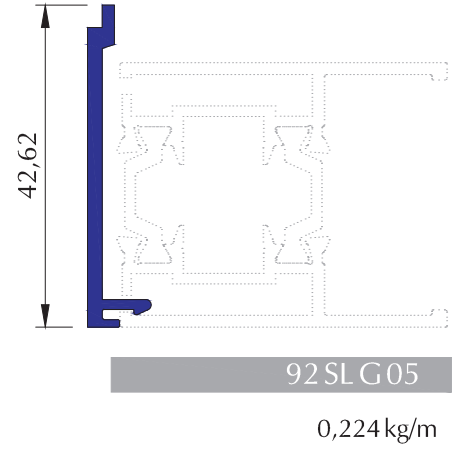
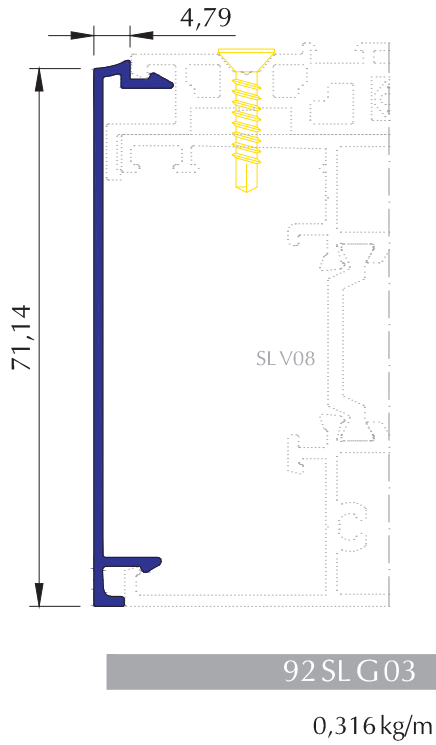
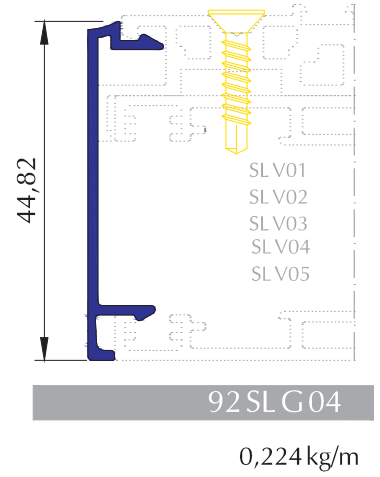
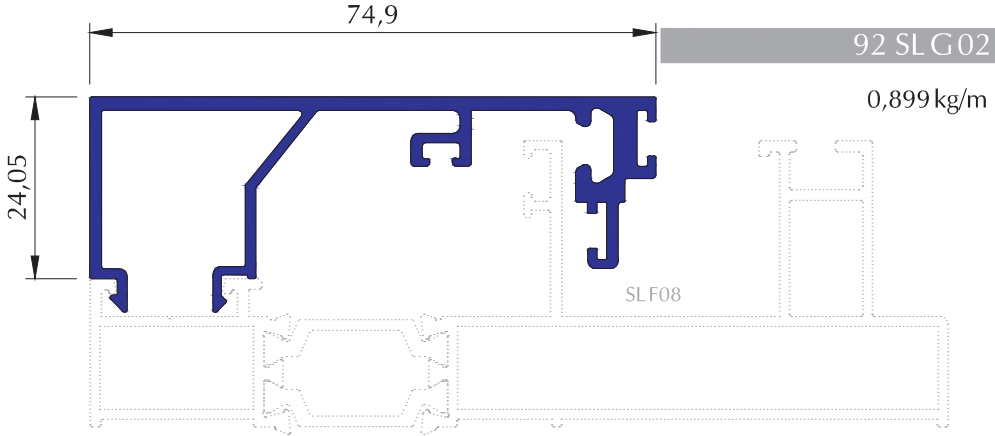


**92 SL V13**  
0,966 kg/m  
 $J_x=13,23 \text{ cm}^4$   $J_y=3,23 \text{ cm}^4$

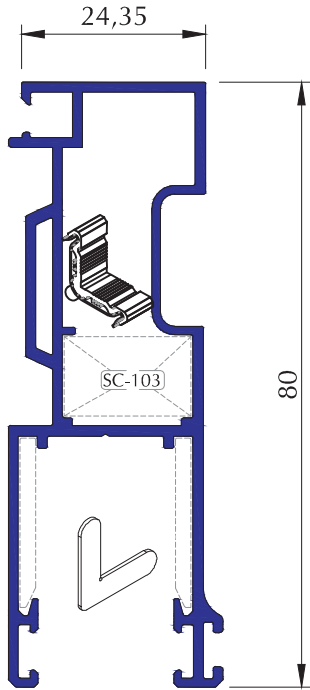


**92 SL V09**  
0,660 kg/m  
 $J_x=4,17 \text{ cm}^4$   $J_y=3,15 \text{ cm}^4$

ÇITA KAPAK PROFİLLERİ CAP PROFILES

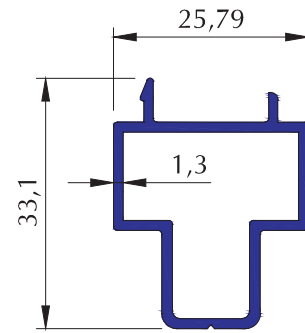


**SİNEKLİK PROFİLLERİ FLYSCREEN PROFILES**



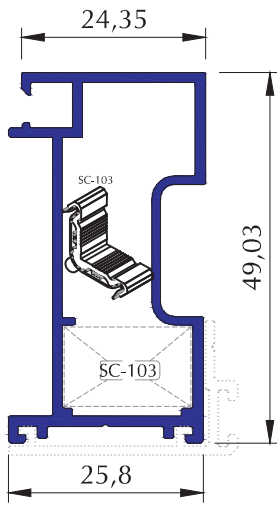
**SLS01**

0,903 kg/m



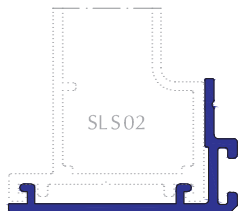
**SLS04**

0,390 kg/m



**SLS02**

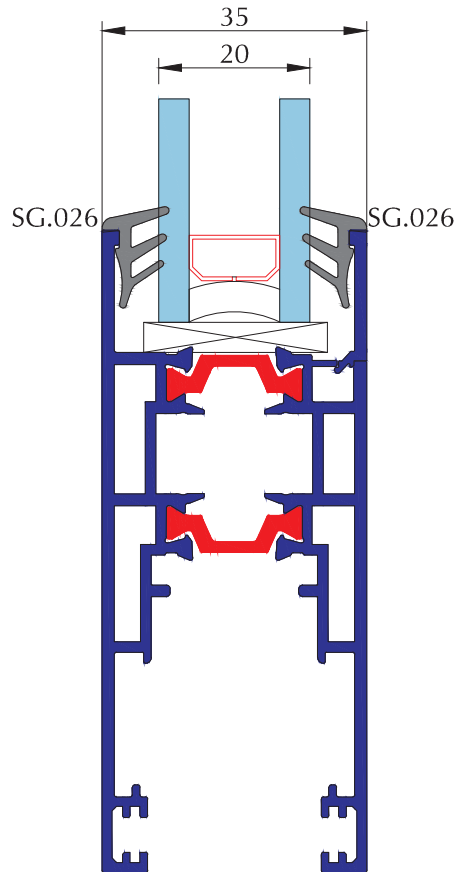
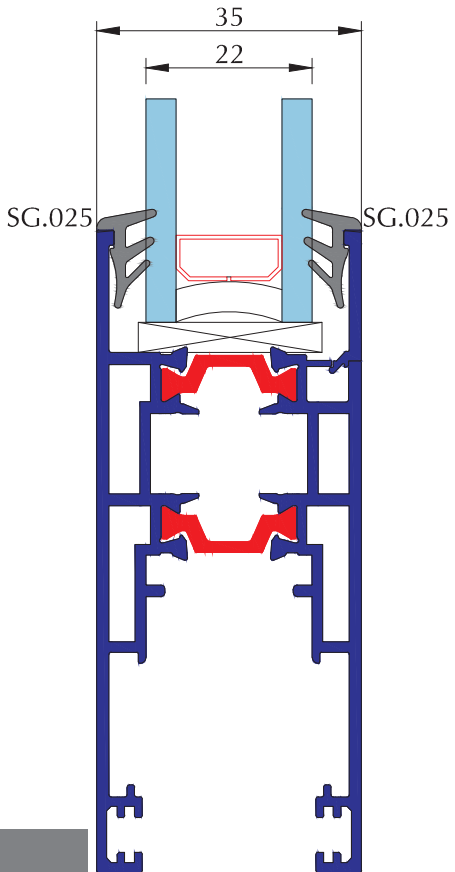
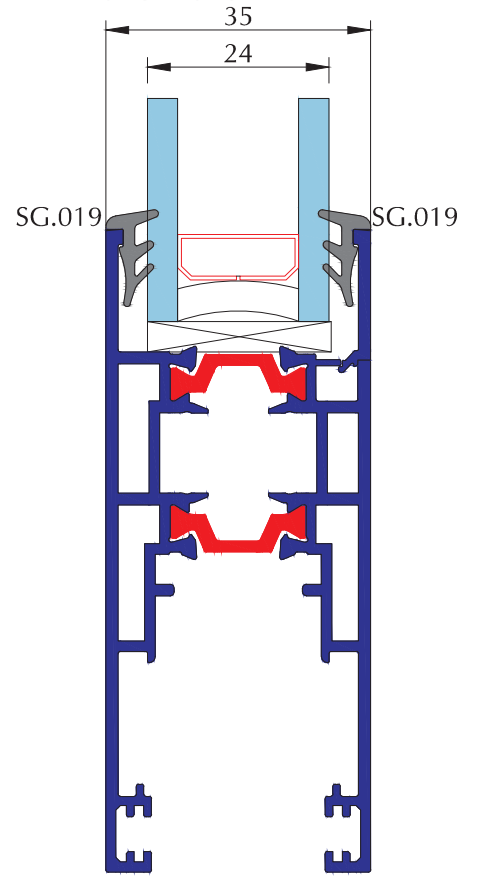
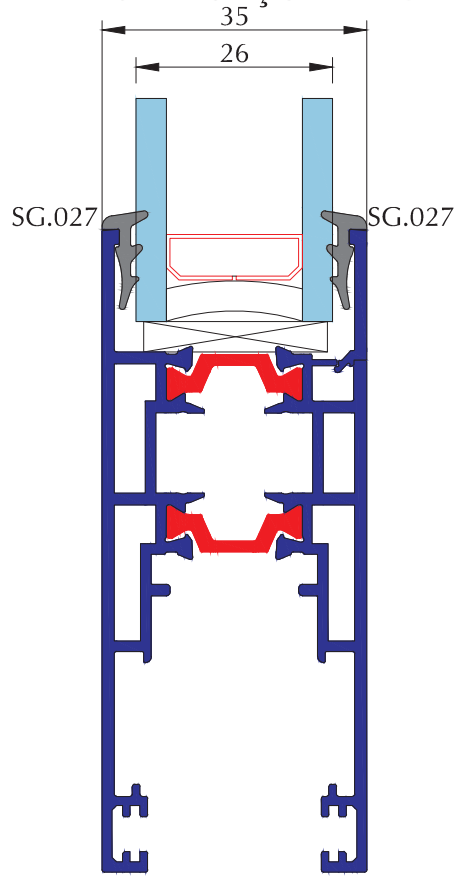
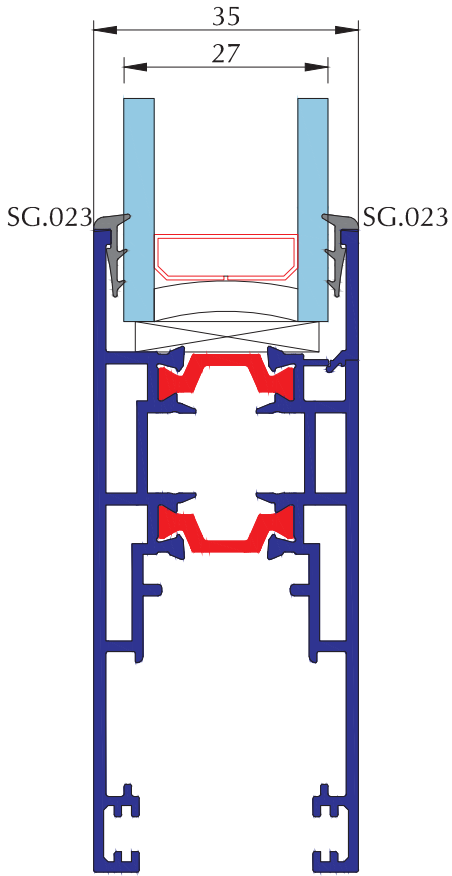
0,600 kg/m



**SLS02A**

0,189 kg/m

CAM ÖLÇÜLERİ GLASS DIMENSIONS CHART



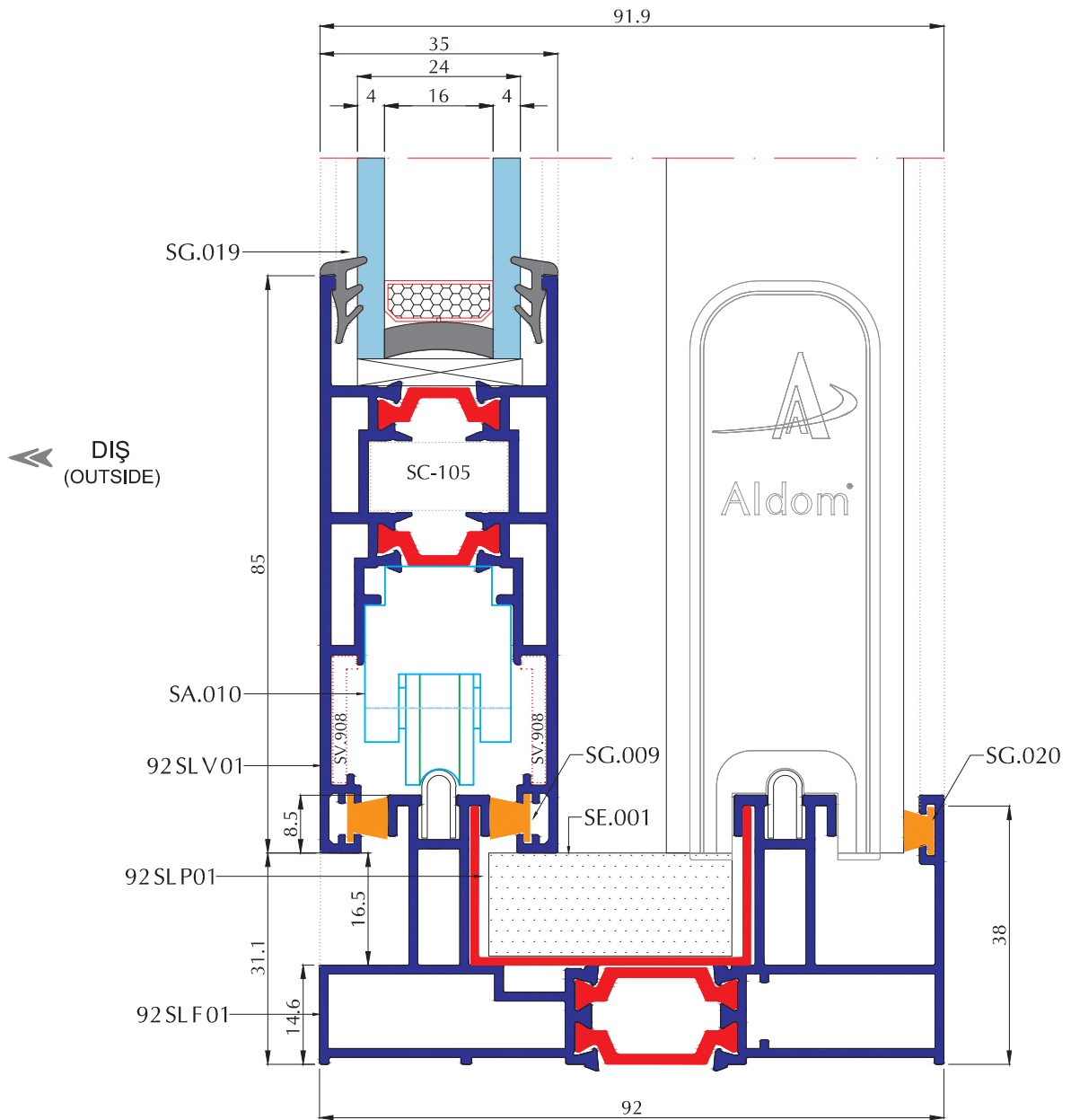
ares architectural®  
s y s t e m s

# SL 92 HS

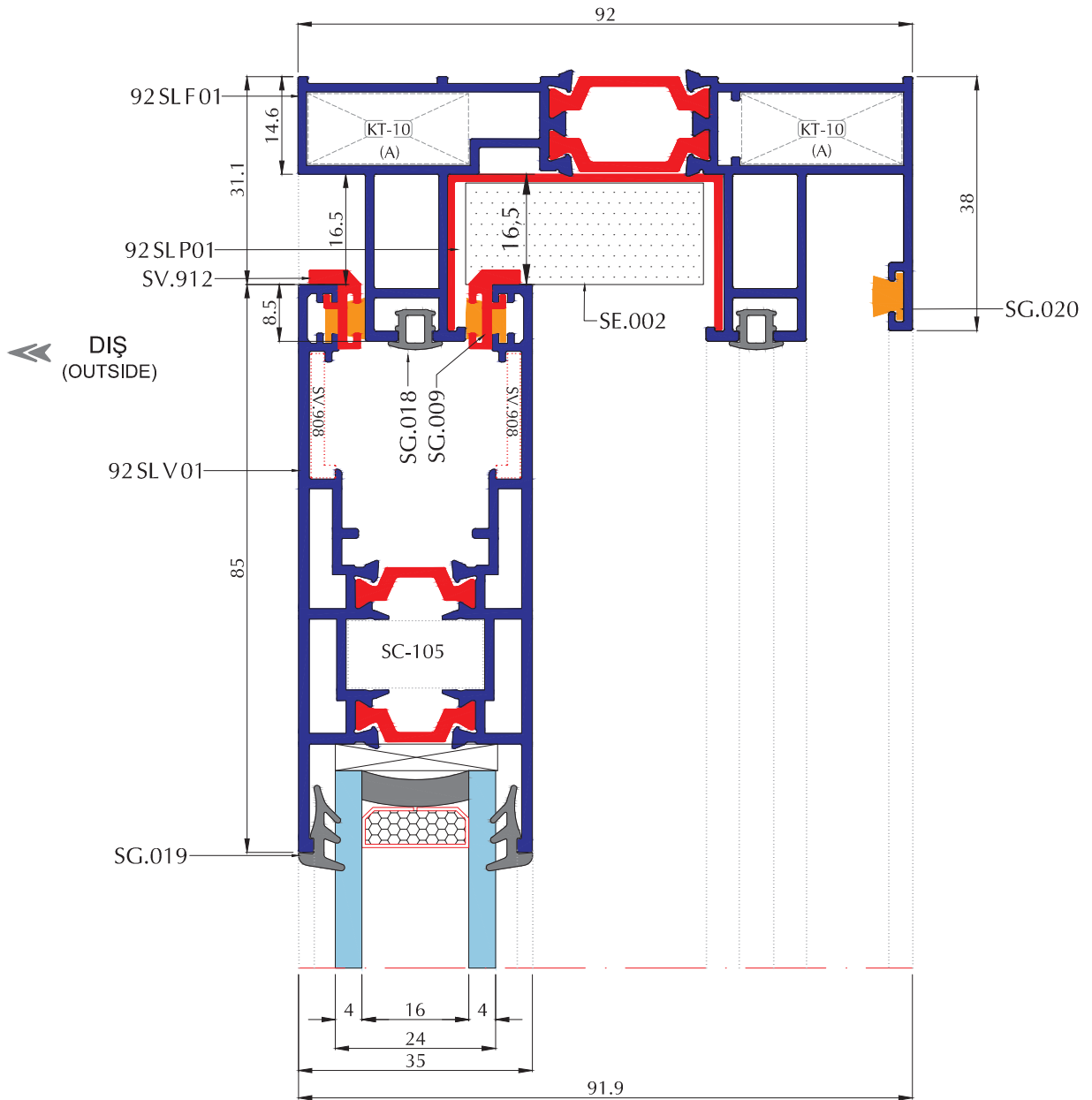
45° Baęlantı Detayı

Corner Assembly Detail In 45°

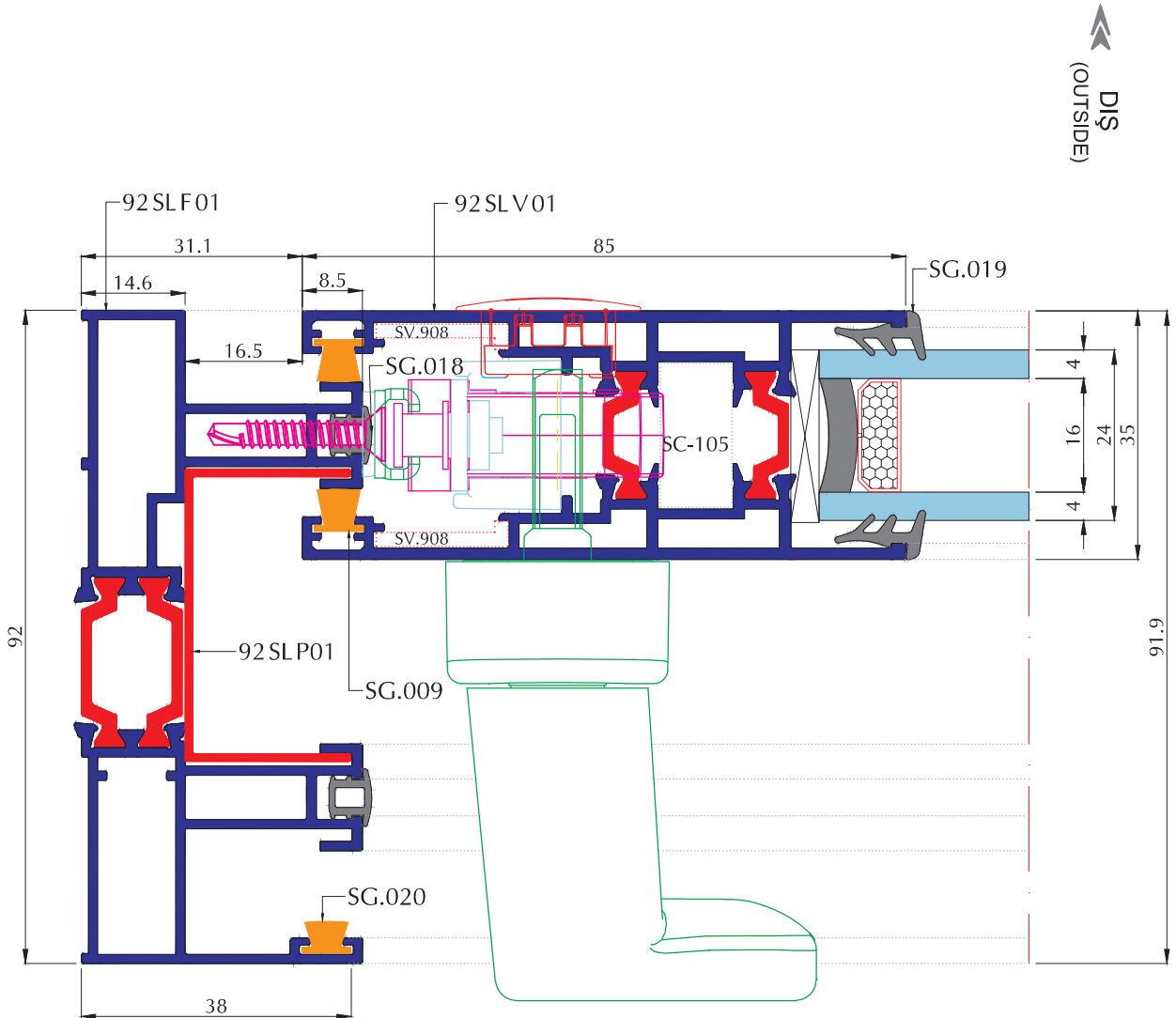
SİSTEM DETAYLARI SYSTEM DETAILS



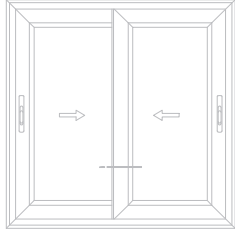
SİSTEM DETAYLARI SYSTEM DETAILS



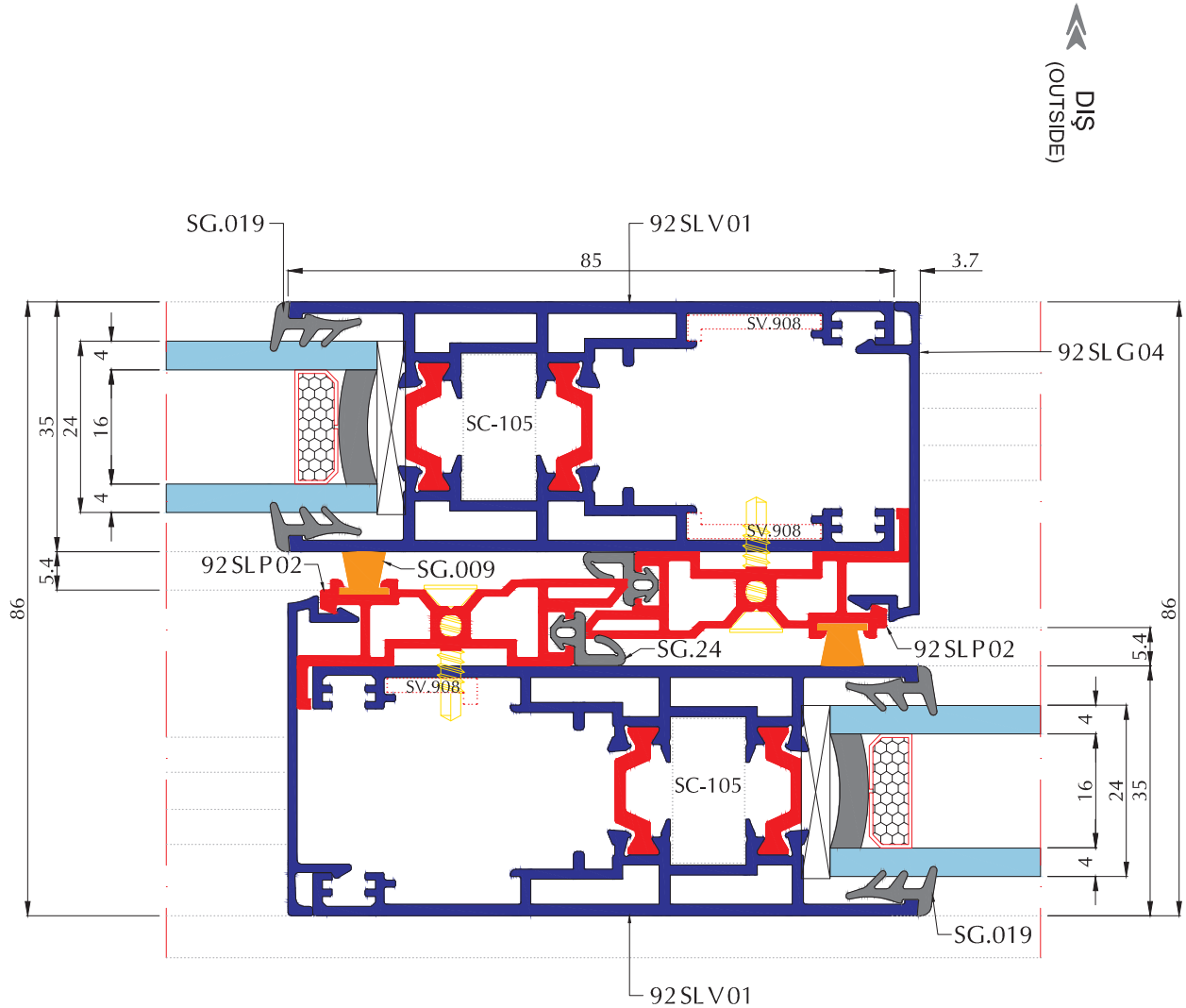
**SİSTEM DETAYLARI SYSTEM DETAILS**



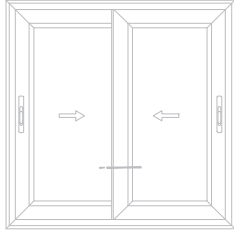
**SİSTEM DETAYLARI SYSTEM DETAILS**



ALTERNATİF -A

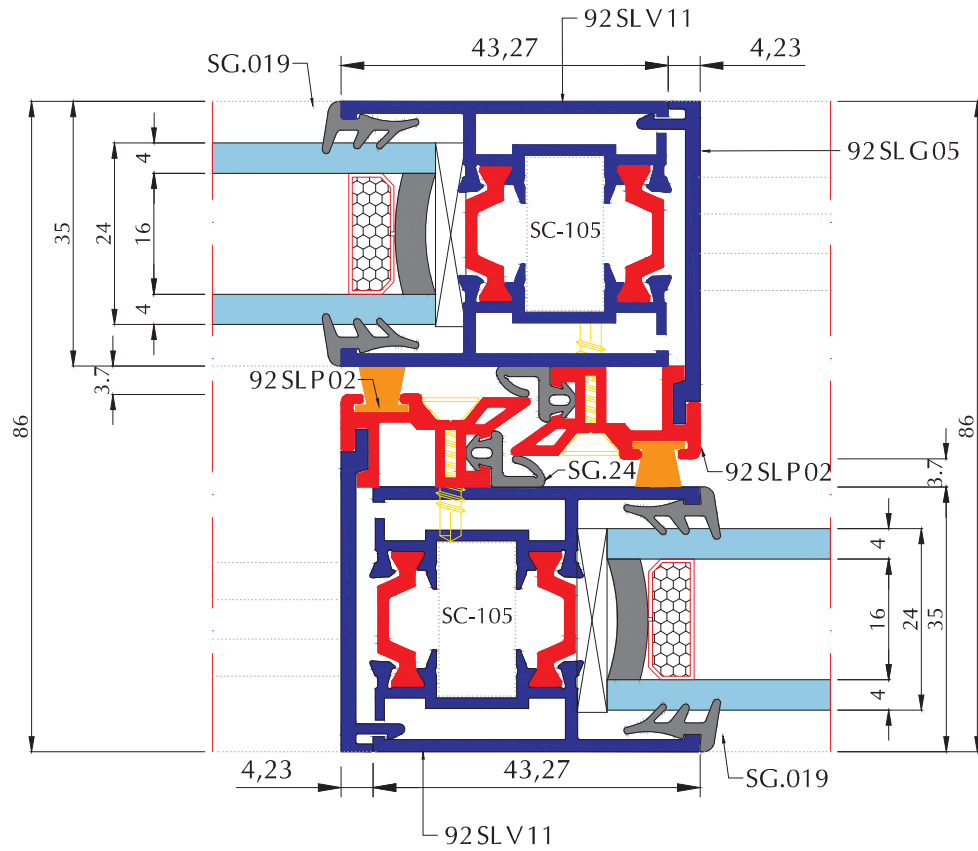


**SİSTEM DETAYLARI SYSTEM DETAILS**



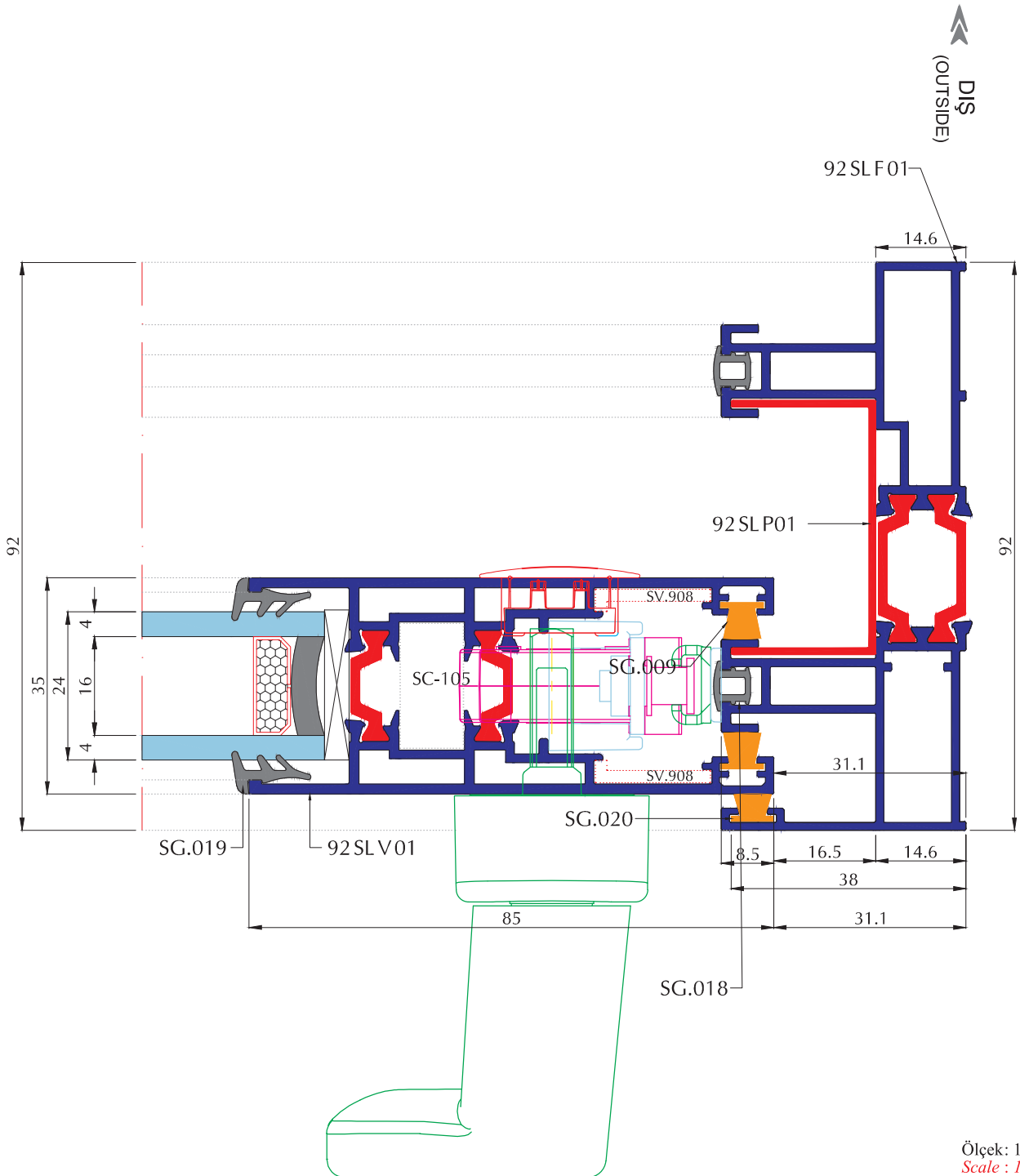
ALTERNATİF -B

DIŞ  
(OUTSIDE)



Ölçek: 1/1  
Scale: 1/1

SİSTEM DETAYLARI SYSTEM DETAILS



### PROFİL / PROFILE

ADET Pcs	KOD Code	PROFİL TANIMI Description	KESİM ÖLÇÜSÜ Cutting Dimension	KESİM AÇISI Cutting Angle
2	92 SL F01	Düşey Kasa Pr.(Vertical Frame Pr.)	H	45°/45°
2	92 SL F01	Yatay Kasa Pr.(Horizontal Frame Pr.)	L	45°/45°
4	92 SL V01	Düşey Kanat Pr.(Vertical Vent Pr.)	HS = H - 62.2	45°/45°
4	92 SL V01	Yatay Kanat Pr.(Horizontal Vent Pr.)	Sw = L / 2 + 9,65	45°/45°
2	92 SL G04	Kenet Pr. (Hook Pr.)	H - 62.2	90°/90°

### AKSESUAR / ACCESSORY

ADET Pcs	KOD Code	AKSESUAR TANIMI Description
4	SV.002	Cam Takozu 4 mm (Glazing Plugs)
8	KT-1010	Köşe Takozu (24 mm) (Corner Cleats - 19,8mm)
8	SC-105	Vidalı Köşe Takozu (Screwed Corner Cleats)
16		45° Kanat Köşe Hizalama (Corner Alignment)
4	SA.010	Çift Ayarlı Rulman (SLIDING CARRIAGE ADJUSTING ROLLER)
1	SE.001	Kasa Alt Tozluk (CENTRAL BOTTOM SEALING)
1	SE.002	Kasa Üst Tozluk (CENTRAL TOP SEALING)

ADET Pcs	KOD Code	AKSESUAR TANIMI Description
2	SV.907	Kenetli Adap.Kap. Alt-Üst (Adapter-Vent Covers Bottom-Top)
4	ST-001	Kanat Stoplama Adaptörü (Vent Stoper Adapter)
8	SV.913	İspanyolet Yükseltme (Shims For Multipoint Locks)

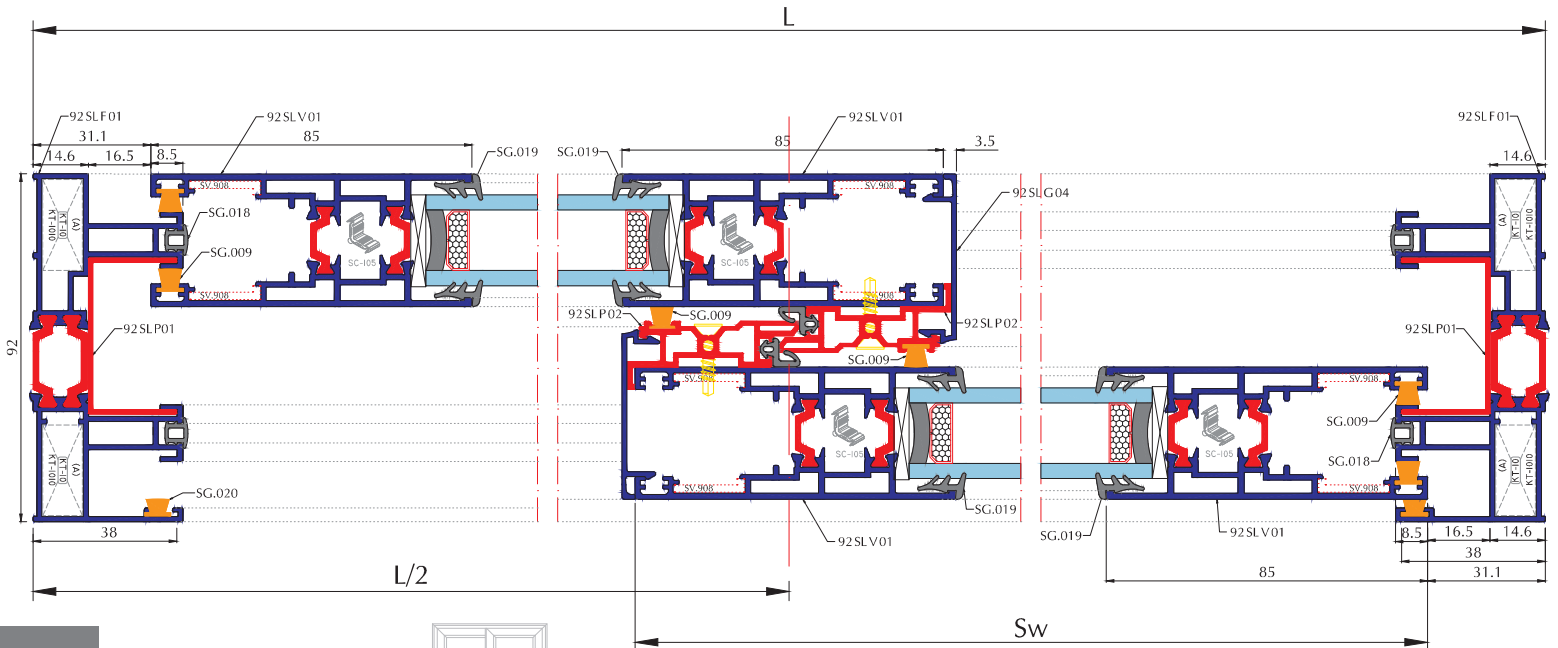
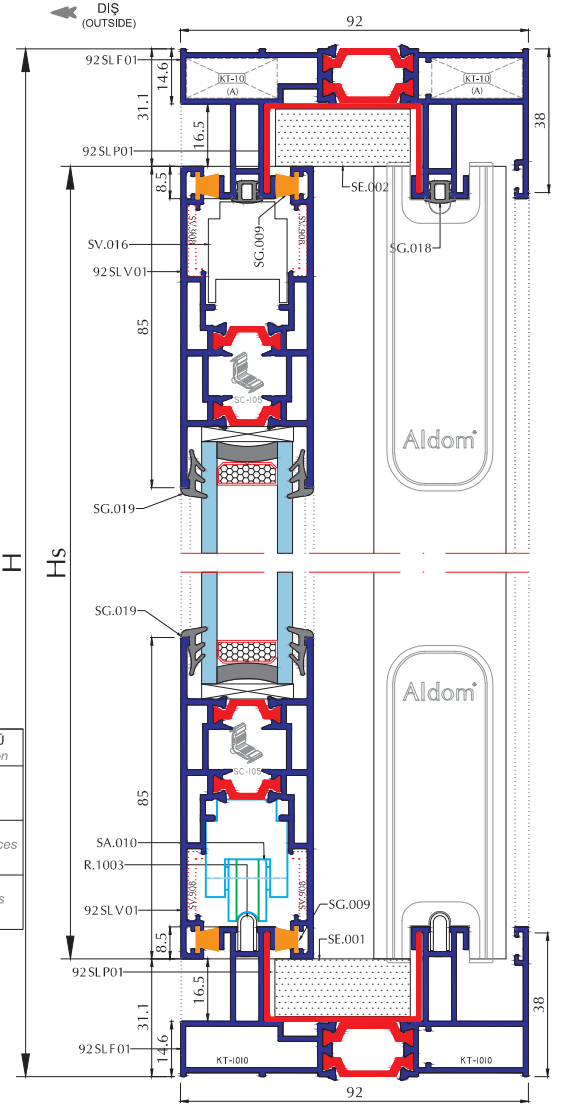
### FİTİLLER / GASKETS

KOD Code	AKSESUAR TANIMI Description	KESİM ÖLÇÜSÜ Cutting Dimension
SG.018	Ray Fıtlı (Rail Gasket)	4 H + 2 L
SG.019	Cam Fıtlı (Glass Gasket)	Sw - 170 mm 8 Adet / Pieces HS - 170 mm 8 Adet / Pieces
SG.009	Fırça Fıtlı (Sealing Brush)	4 Sw + 6 Hs
SG.020	Fırça Fıtlı (Sealing Brush)	2 L + 2 H
R.1003	Çelik Ray (Steel Rail)	L - 80 mm 2 Adet / Pieces

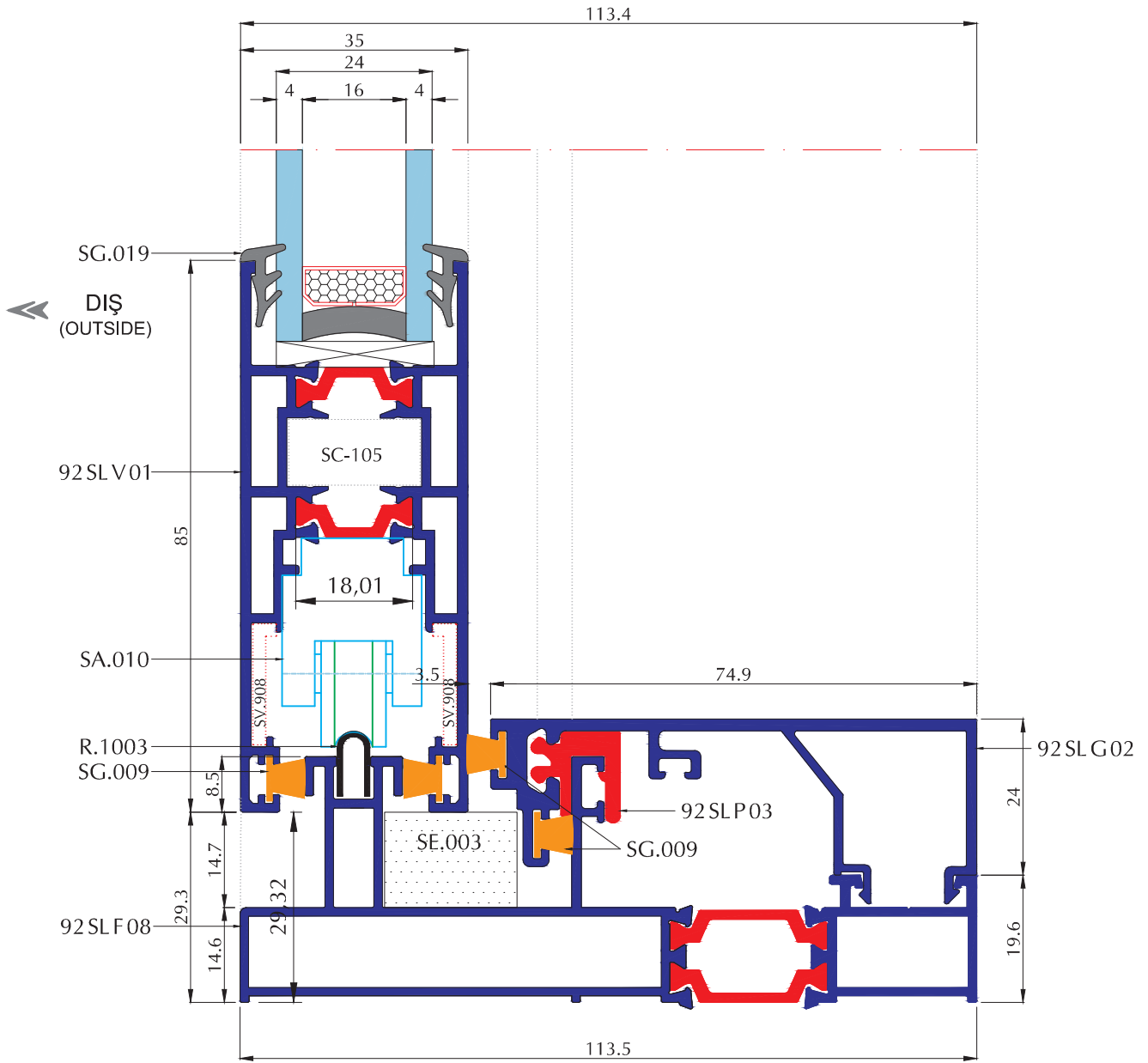
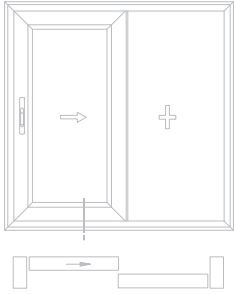
### FİTİLLER / GASKETS

KOD Code	AKSESUAR TANIMI Description	KESİM ÖLÇÜSÜ Cutting Dimension
92 SL P01	Merkezi Kanal Fıtlı (Central Channel)	L - 29,2 mm 2 Adet / Pieces H - 29,2 mm 2 Adet / Pieces
92 SL P02	Pvc Kenet Profili (Pvc Hook Profile)	Hs x 2 Adet / Pieces
SV.912	Sallantı Engelleyici (Pvc Hook Profile)	8 Adet / Pieces

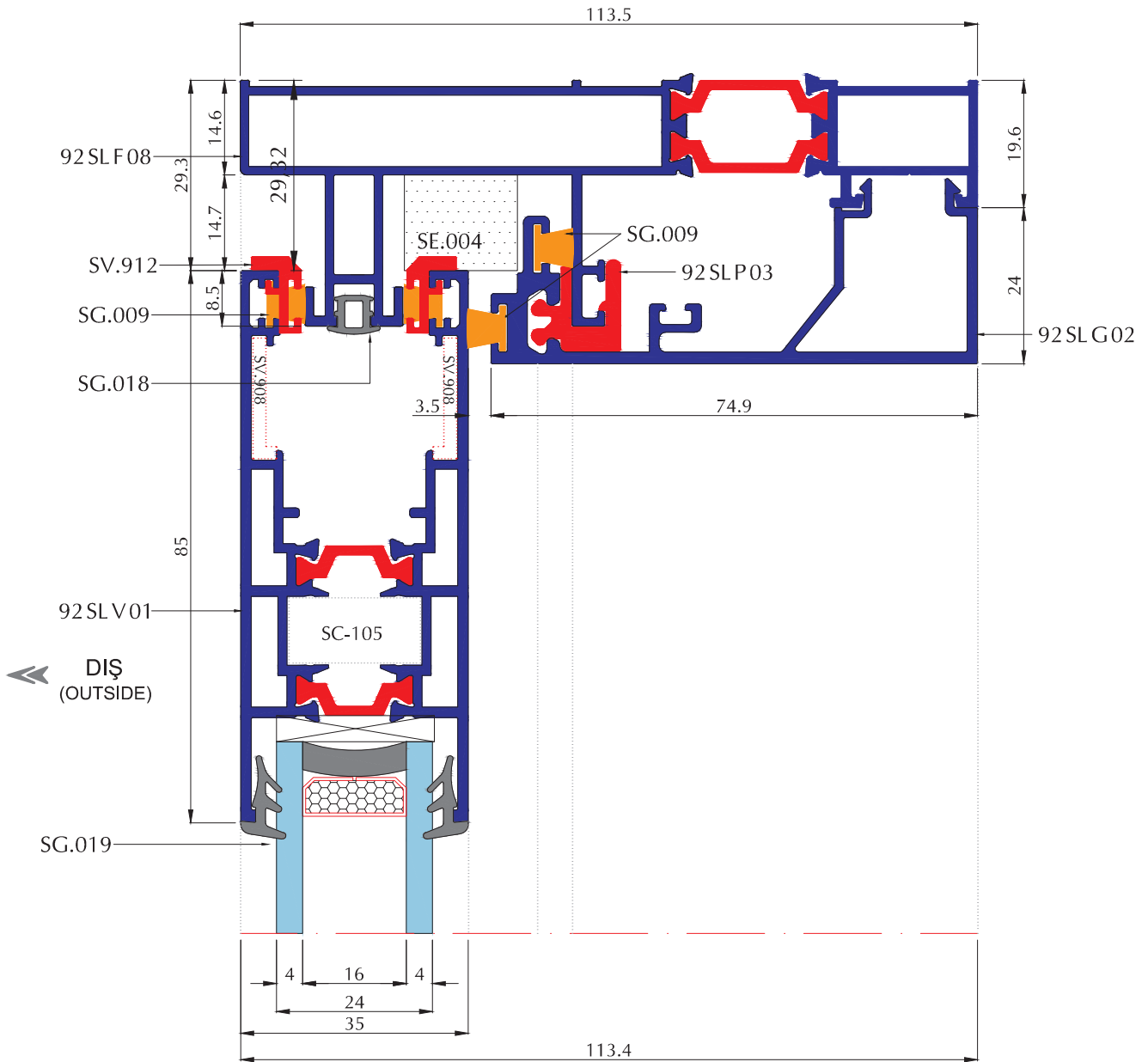
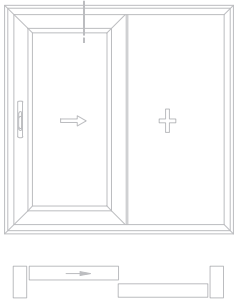
Tahliye tapası 500mm'de bir.  
Draining slot at every 500mm  
Cam kesim ölçüsü (Glass Cutting Size)  
Düşey Kanat (Vertical Sash) = H - 207,8mm  
Yatay Kanat (Horizontal Sash) = L / 2 - 136mm



**SİSTEM DETAYLARI SYSTEM DETAILS**

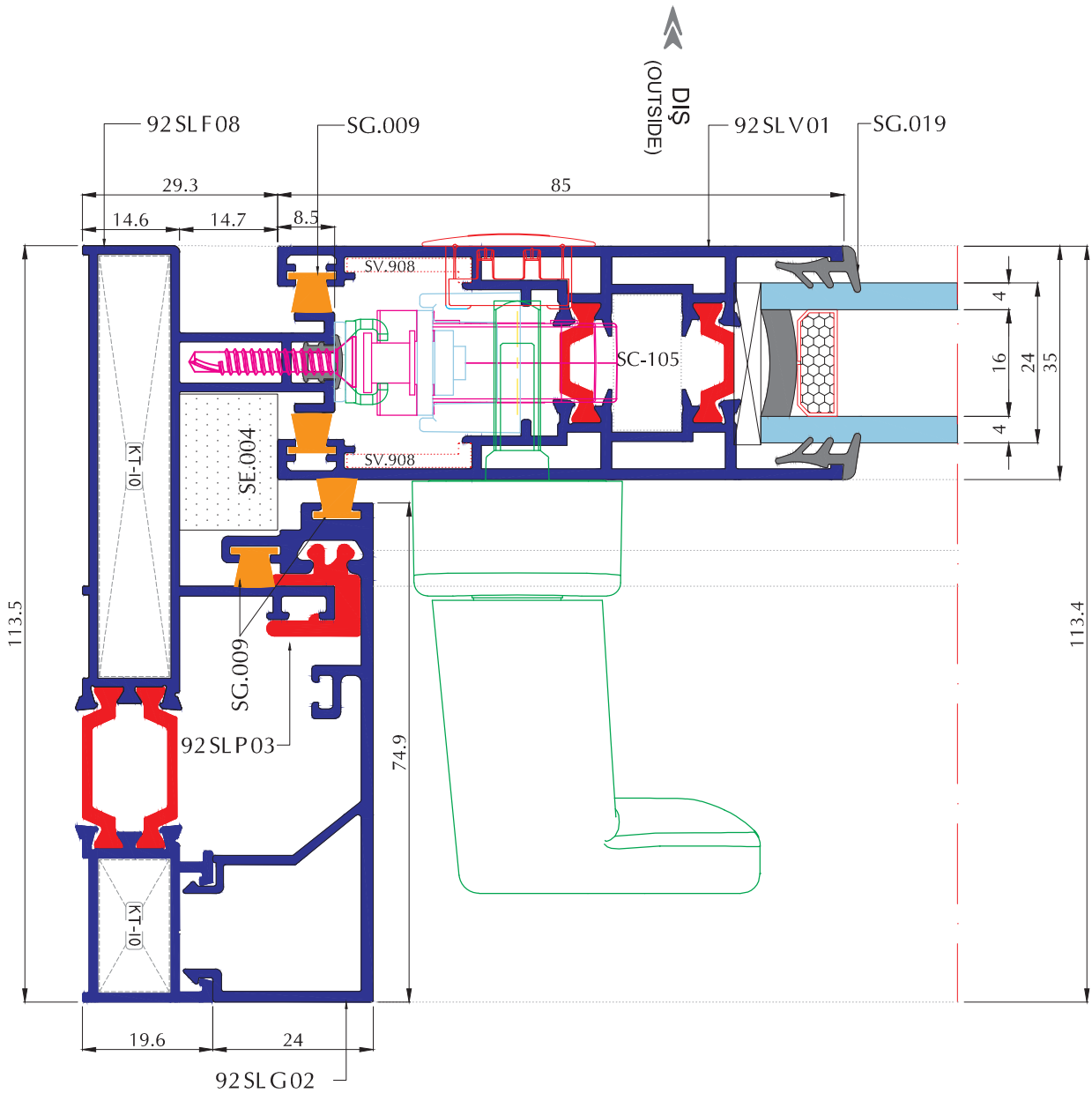
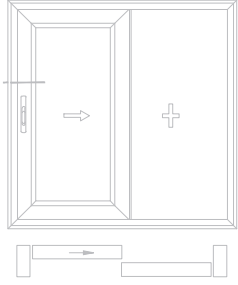


**SİSTEM DETAYLARI SYSTEM DETAILS**

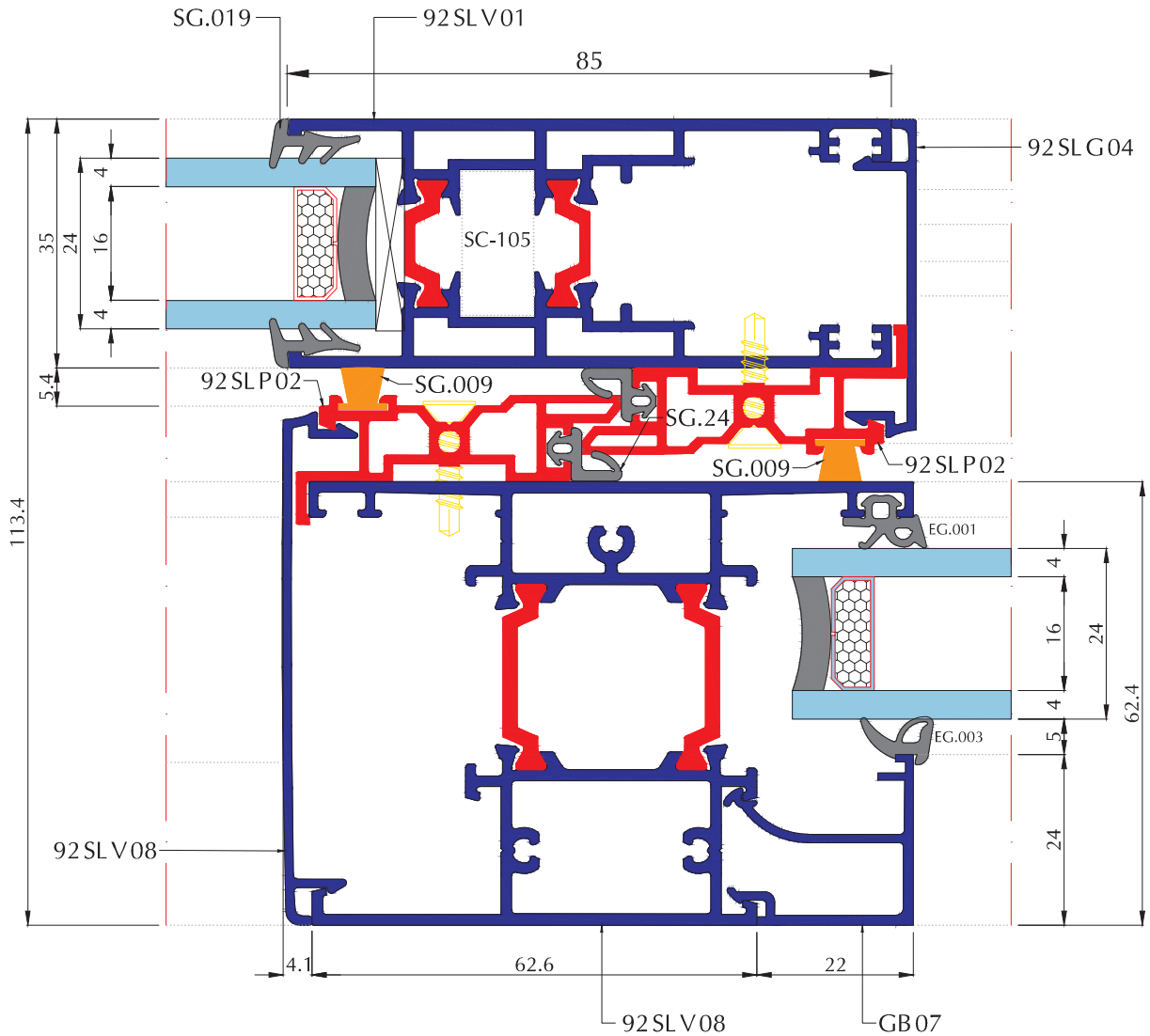
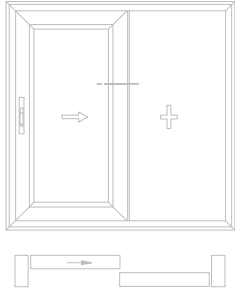


Ölçek: 1/1  
Scale: 1/1

SİSTEM DETAYLARI SYSTEM DETAILS

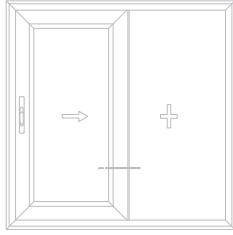


SİSTEM DETAYLARI SYSTEM DETAILS



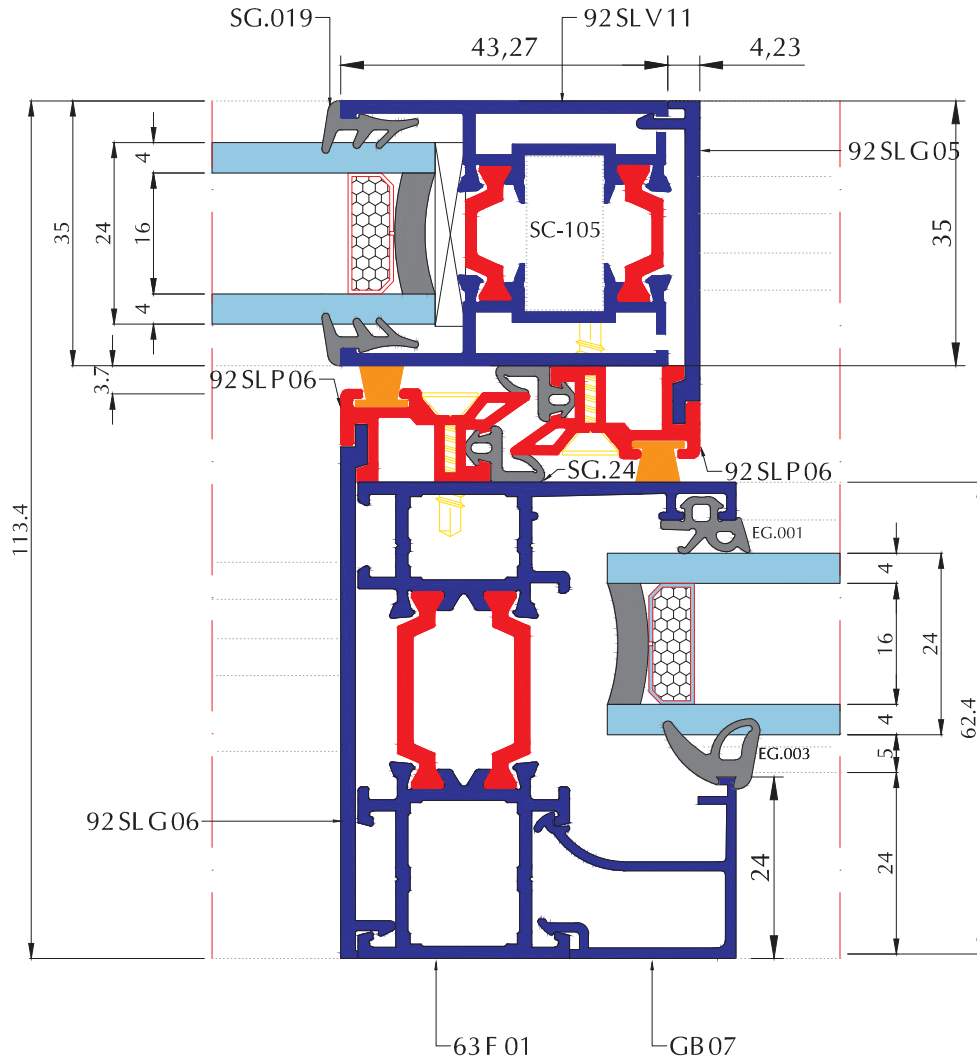
Ölçek: 1/1  
Scale: 1/1

SİSTEM DETAYLARI SYSTEM DETAILS

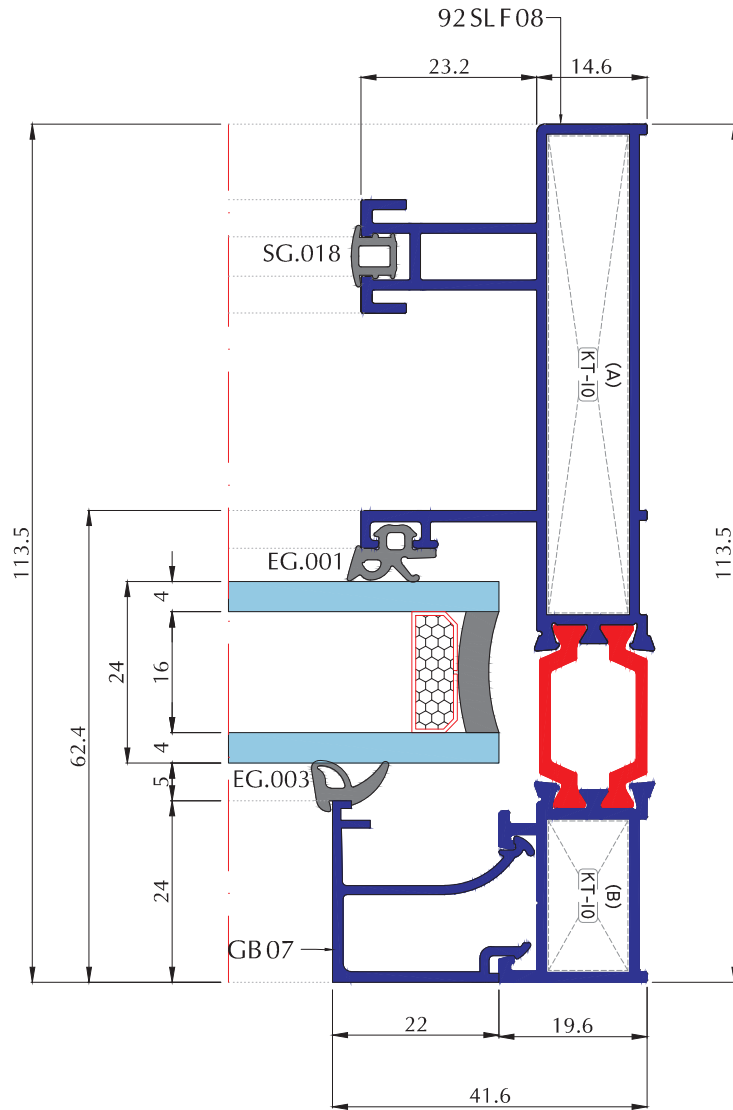
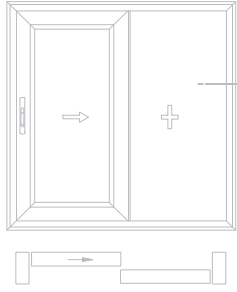


ALTERNATİF -A

DIŞ  
(OUTSIDE)



SİSTEM DETAYLARI SYSTEM DETAILS



### PROFİL / PROFILE

ADET Pcs	KOD Code	PROFİL TANIMI Description	KESİM ÖLÇÜSÜ Cutting Dimension	KESİM AÇISI Cutting Angle
2	92 SL F08	Düsey Kasa Pr. (Vertical Frame Pr.)	H	45°/45°
2	92 SL F08	Yatay Kasa Pr. (Horizontal Frame Pr.)	L	45°/45°
2	92 SL V01	Düsey Kanat Pr. (Vertical Vent Pr.)	HS = H - 58,6	45°/45°
2	92 SL V01	Yatay Kanat Pr. (Horizontal Vent Pr.)	Sw = L/2 + 9,65	45°/45°
1	92 SL V08	Orta Kayıt Pr. (Mullion Pr.)	Mh = H - 29,2	90°/90°
1	92 SL G04	Kenet Pr. (Hook Pr.)	H - 62,2	90°/90°
1	92 SL G03	Kenet Pr. (Hook Pr.)	H - 62,2	90°/90°
2	92 SL G02	Adaptör (Adapter)	Gw-2 = L2 - 65	90°/90°
1	92 SL G02	Adaptör (Adapter)	Gh-1 = H - 87,3	90°/90°
2	GB-07	Cam Çıtası-L (Glazing Bad L)	Gw-1 = L1 - 40,2	90°/90°
2	GB-07	Cam Çıtası-H (Glazing Bad H)	Gh-2 = H - 83,2	90°/90°

### AKSESUAR / ACCESSORY

ADET Pcs	KOD Code	AKSESUAR TANIMI Description
4	SV.002	Cam Tazoku 4 mm (Glazing Plugs)
4	KT-1013	Köşe Tazoku (63,1mm) (Corner Cleats - 63,1mm)
4	KT-1012	Köşe Tazoku (19,8mm) (Corner Cleats - 19,8mm)
4	SC-105	Vidalı Köşe Tazoku (Screwed Corner Cleats)
16		45° Kanat Köşe Hizalama (Corner Alignment)
4	SA.010	Çift Ayarlı Rulman (SLIDING CARRIAGE ADJUSTING ROLLER)
1	SE.003	Kasa Alt Tozluk (CENTRAL BOTTOM SEALING)

ADET Pcs	KOD Code	AKSESUAR TANIMI Description
1	SE.004	Kasa Üst Tozluk (Central Top Sealing)
2	SV.907	Kenetli Adap.Kap. Alt-Üst (Adapter-Vent Covers Bottom-Top)
2	ST-001	Kanat Stoplama (Vent Stopper)
4	SV.913	İspanyolet Yükseltme (Shims For Mullion Locks)

### FİTİLLER / GASKETS

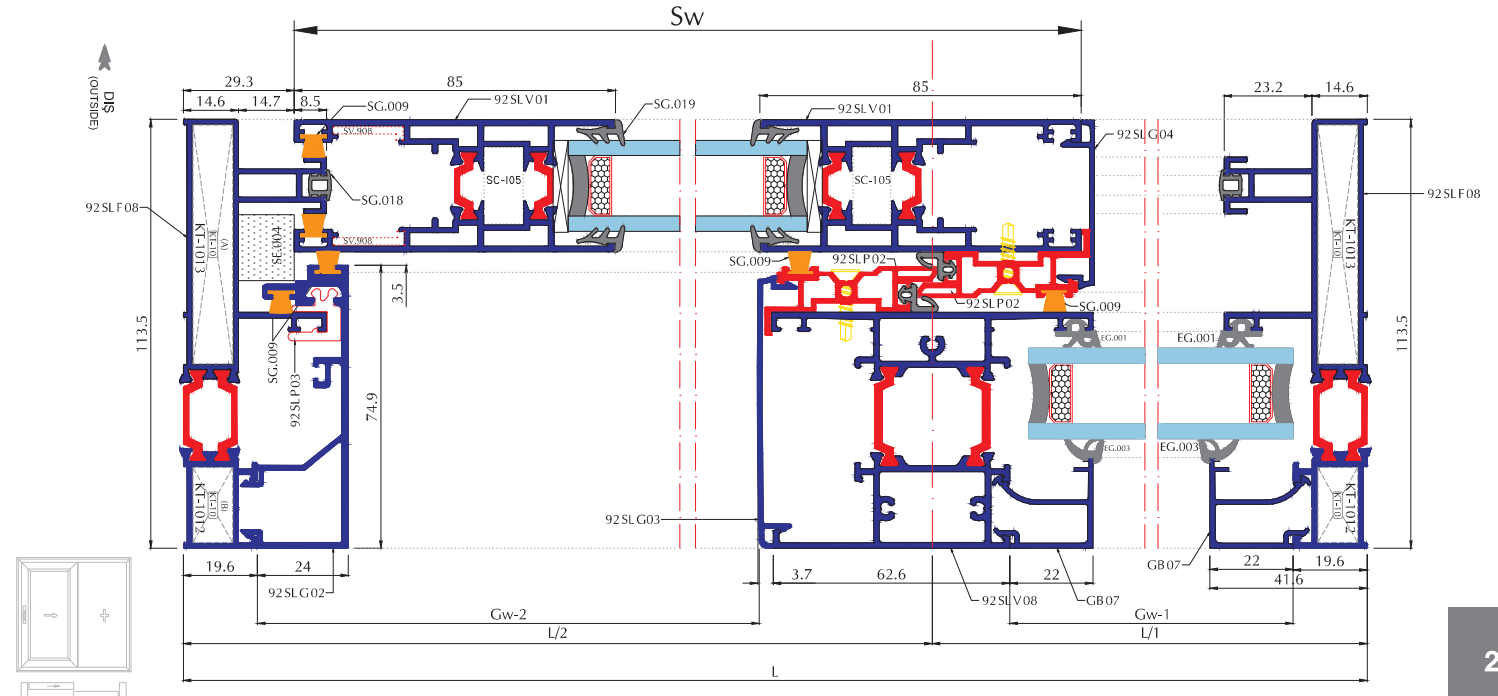
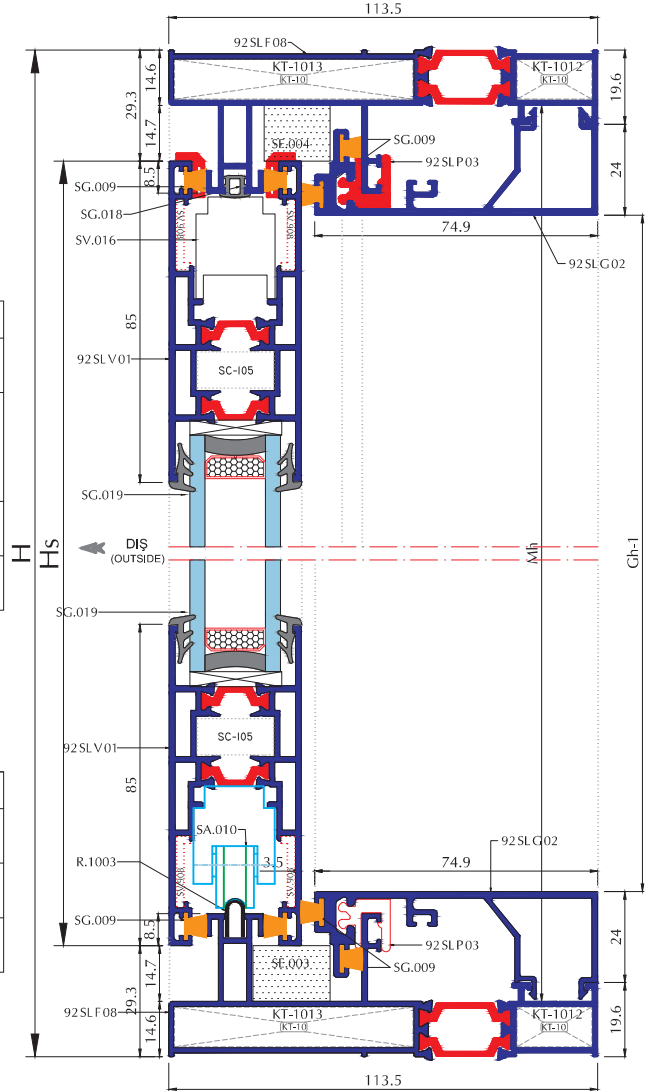
KOD Code	AKSESUAR TANIMI Description	KESİM ÖLÇÜSÜ Cutting Dimension
SG.018	Ray Fitiili (Rail Gasket)	2 H + 1 L
EG.001	Cam Fitiili (Glass Gasket)	Gw-1=2 Adet / Pieces H=2 Adet / Pieces
SG.019	Cam Fitiili (Glass Gasket)	Sw - 170 mm 4 Adet / Pieces HS - 170 mm 4 Adet / Pieces
EG.003	Cam Fitiili (Glass Gasket)	Gw-1 x 2 Adet / Pieces H x 2 Adet / Pieces
SG.009	Fırça Fitiil (Sealing Brush)	8 Sw + 6 Hs
R.1003	Çelik Ray (Steel Rail)	L - 80 mm 1 Adet / Pieces

### FİTİLLER / GASKETS

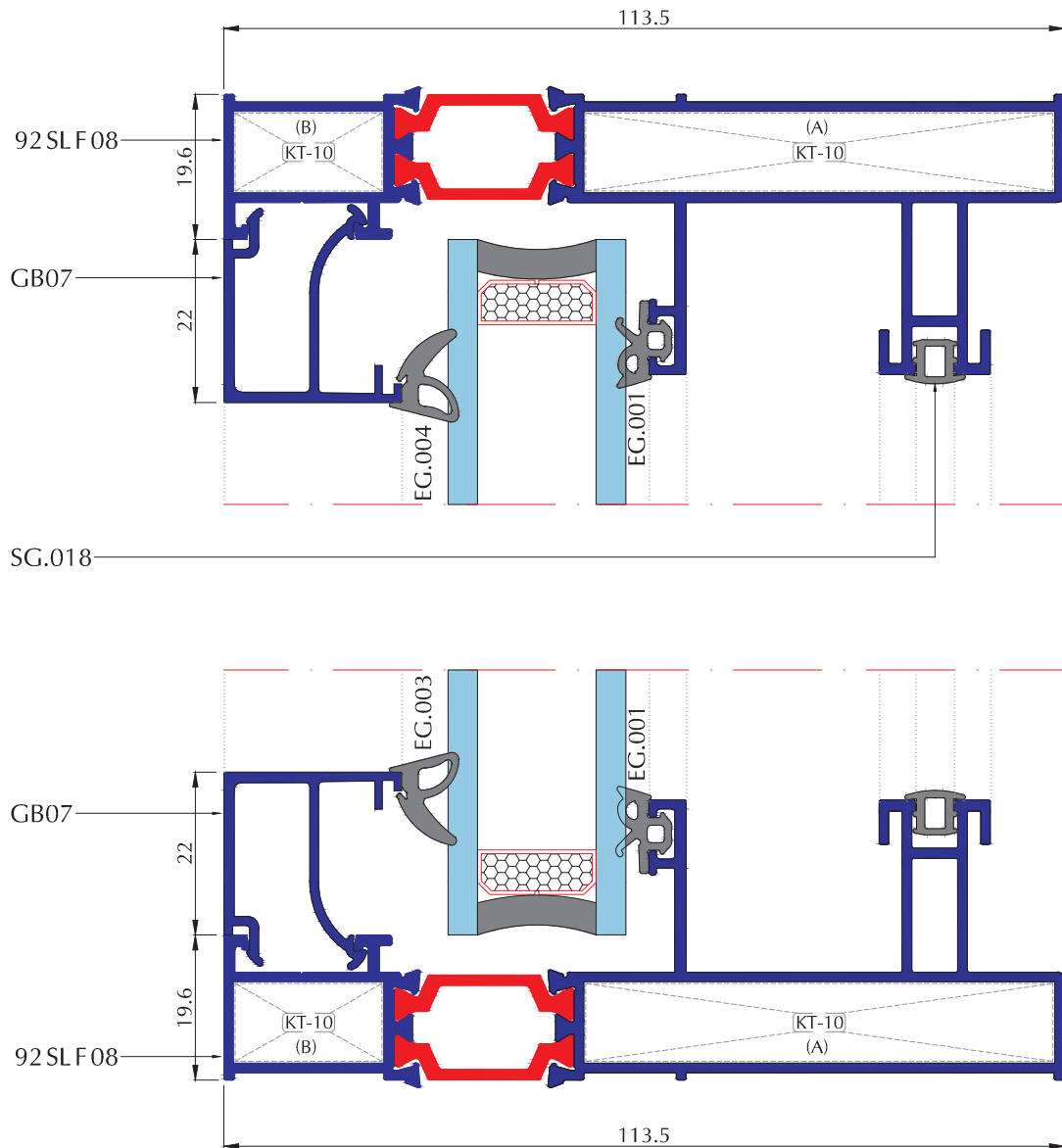
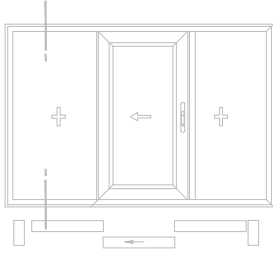
KOD Code	AKSESUAR TANIMI Description	KESİM ÖLÇÜSÜ Cutting Dimension
92 SL P03	Tekli Kasa Klips (Single Frame Clips)	L2 x 2 = 300mm/ad H = 300mm/ad
92 SL P02	Pvc Kenet Profili (Pvc Hook Profile)	Hs x 2 Adet / Pieces
SV.912	Sallantı Engelleyici (Pvc Hook Profile)	4 Adet / Pieces

Tahliye tapası 500mm'de bir.  
Draining slot at every 500mm

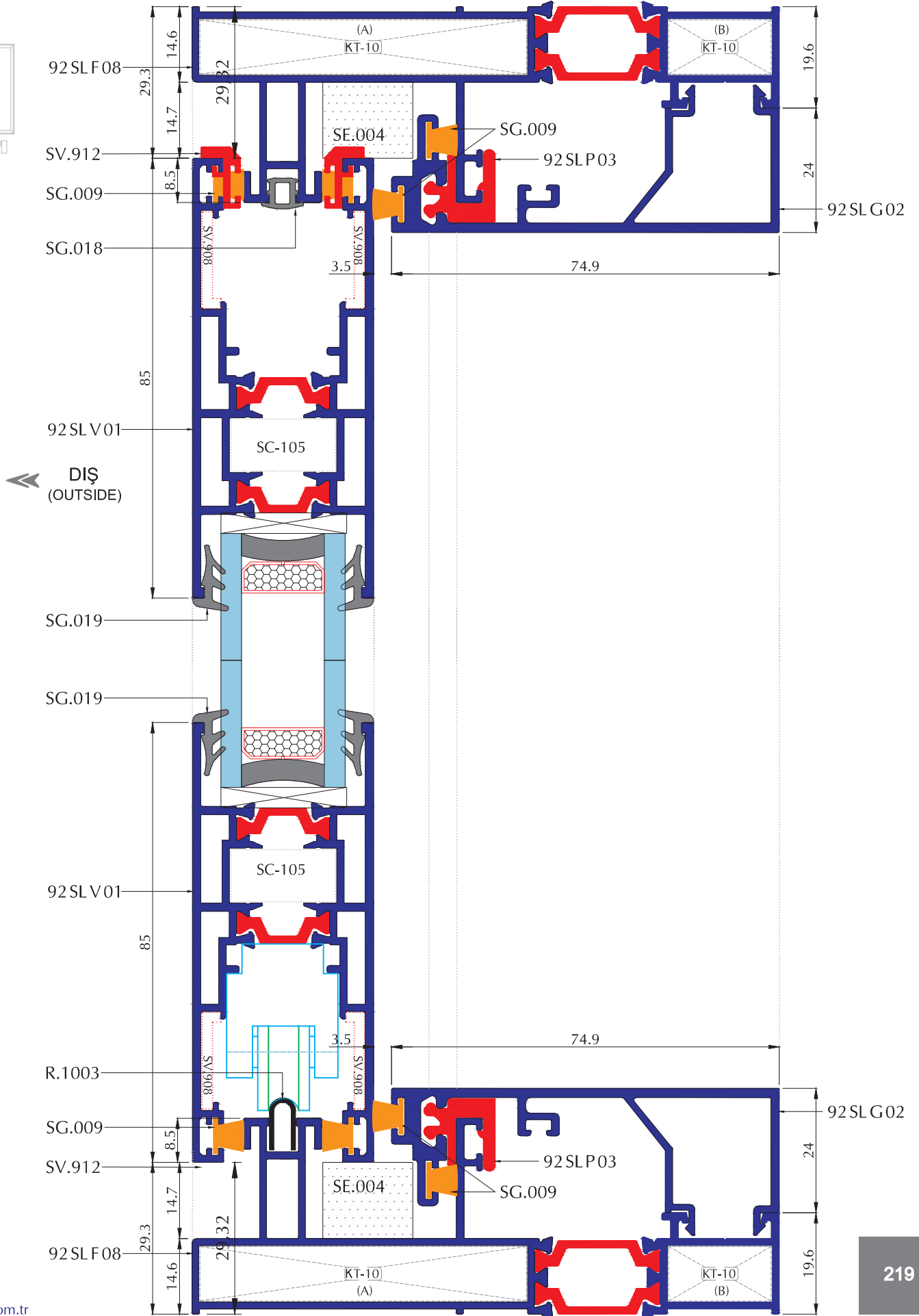
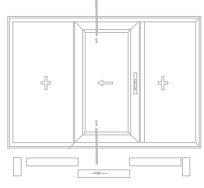
Cam kesim ölçüsü (Glass Cutting Size)  
Düsey Kanat (Vertical Sash) = H-204,2mm  
Yatay Kanat (Horizontal Sash) = L/2-134mm  
Düsey Sabit (Vertical Fix) = H-39,2mm  
Yatay Sabit (Horizontal Fix) = L/2-46,4mm



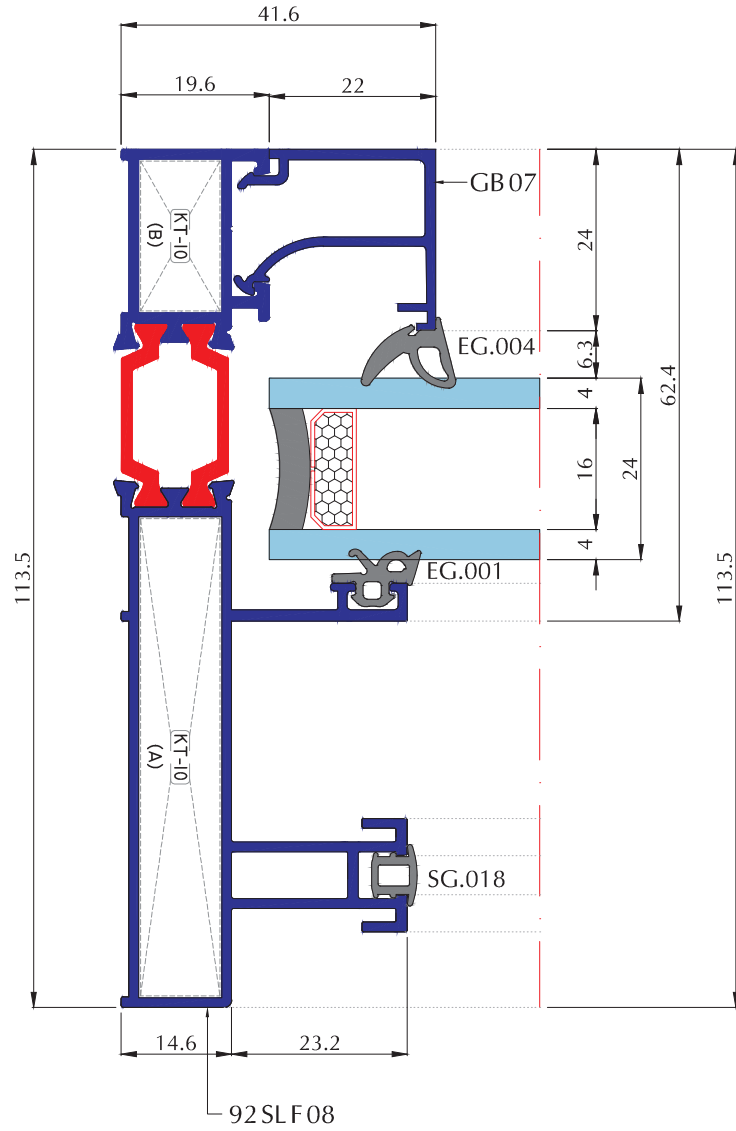
SİSTEM DETAYLARI SYSTEM DETAILS



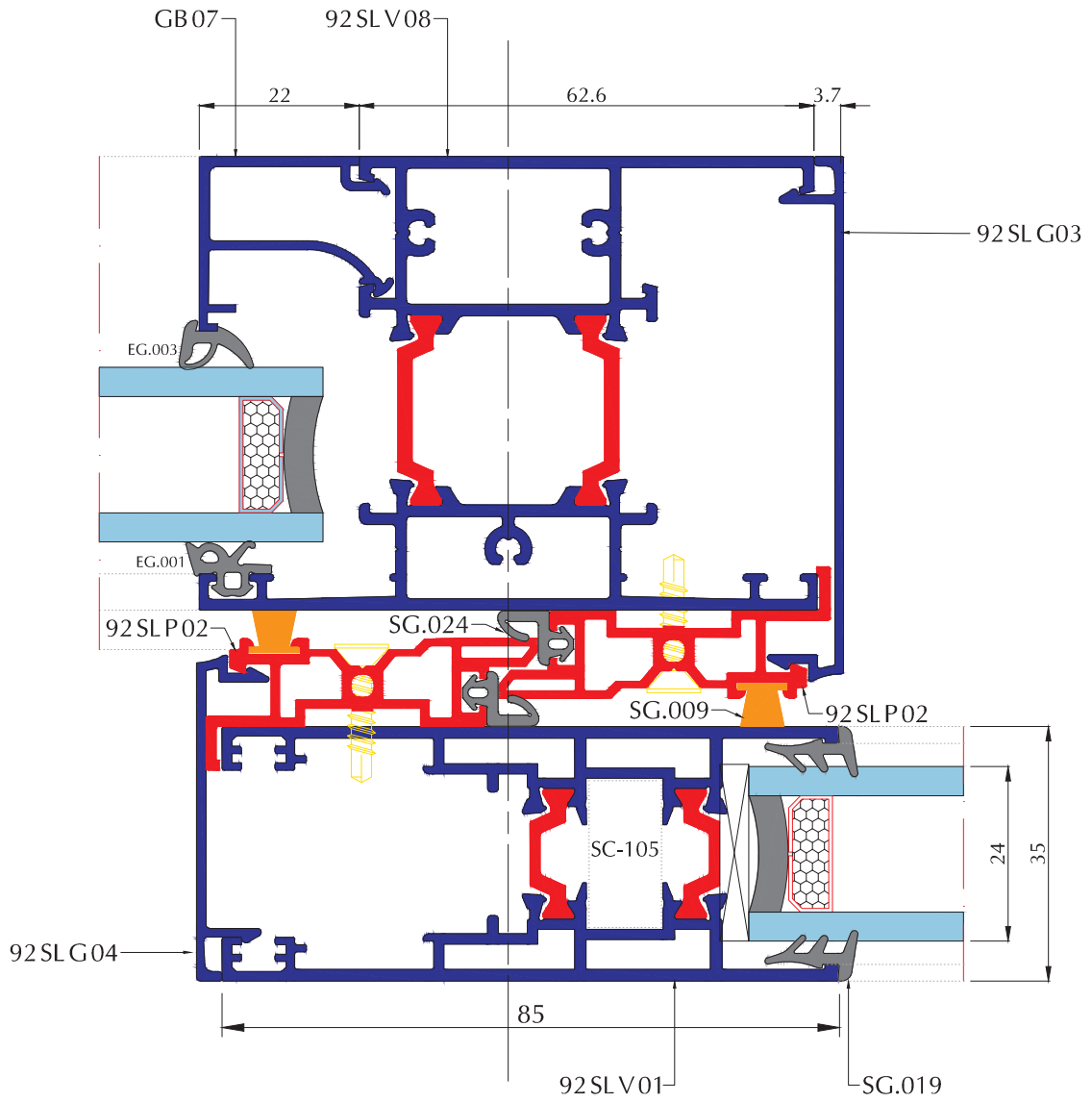
SİSTEM DETAYLARI SYSTEM DETAILS



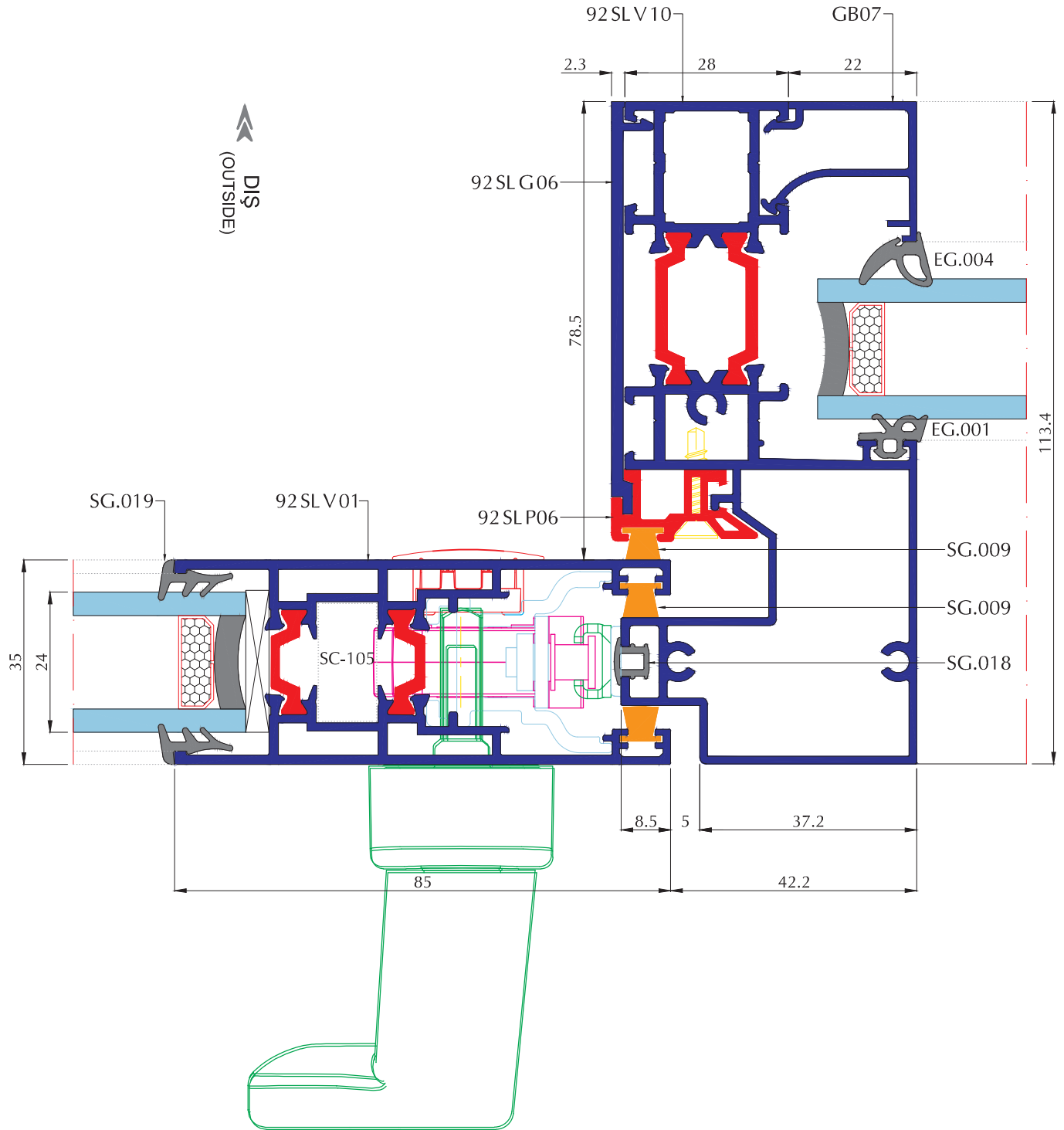
SİSTEM DETAYLARI SYSTEM DETAILS



SİSTEM DETAYLARI SYSTEM DETAILS

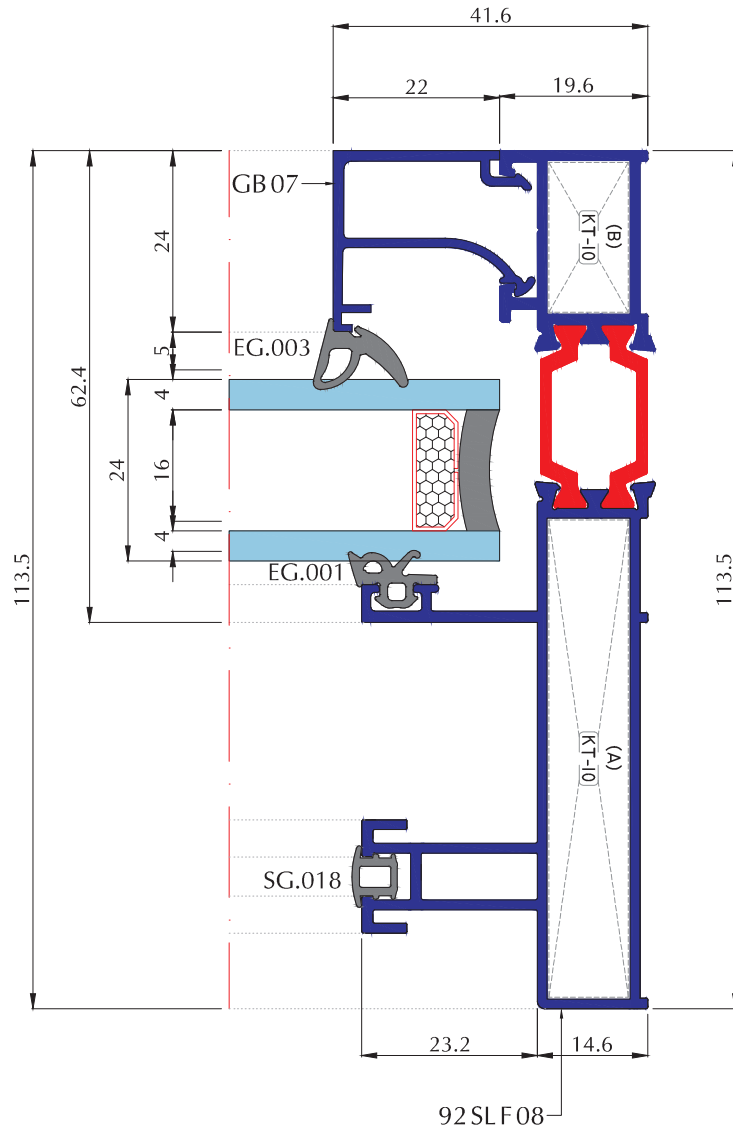
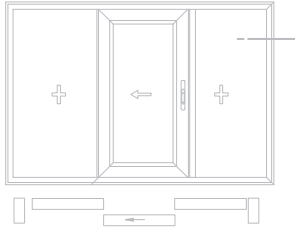


SİSTEM DETAYLARI SYSTEM DETAILS



Ölçek: 1/1  
Scale: 1/1

SİSTEM DETAYLARI SYSTEM DETAILS



**PROFİL / PROFILE**

ADET Pcs	KOD Code	PROFİL TANIMI Description	KESİM ÖLÇÜSÜ Cutting Dimension	KESİM AÇISI Cutting Angle
2	92 SL F08	Düsey Kasa Pr.(Vertical Frame Pr.)	H	45°/45°
2	92 SL F08	Yatay Kasa Pr.(Horizontal Frame Pr.)	L	45°/45°
2	92 SL V01	Düsey Kanat Pr.(Vertical Vent Pr.)	HS = H - 58.6	45°/45°
2	92 SL V01	Yatay Kanat Pr.(Horizontal Vent Pr.)	Sw = L/2 - 44	45°/45°
1	92 SL V08	Orta Kayıt Pr.(Mullion Pr.)	Mh = H-29,2	90°/90°
1	92 SL V10	Orta Kayıt Pr.(Mullion Pr.)	Mh = H-29,2	90°/90°
1	92 SL G04	Kenet Pr. (Hook Pr.)	H - 62,2	90°/90°
1	92 SL G03	Kenet Pr. (Hook Pr.)	H - 62,2	90°/90°
2	92 SL G02	Adaptör (Adapter)	Gw-2 = L/2 - 139	90°/90°
4	GB-07	Cam Çıtası-L (Glazing Bad L)	Gw-1 = L/2 - 117	90°/90°
4	GB-07	Cam Çıtası-H (Glazing Bad H)	Gh-2 = H - 83,2	90°/90°

**AKSESUAR / ACCESSORY**

ADET Pcs	KOD Code	AKSESUAR TANIMI Description
4	SV.002	Cam Takozu 4 mm (Glazing Plugs)
4	KT-1013	Köşe Takozu (63,1mm) (Corner Cleats - 63,1mm)
4	KT-1012	Köşe Takozu (19,8mm) (Corner Cleats - 19,8mm)
4	SC-105	Vidalalı Köşe Takozu (Screwed Corner Cleats)
16		45° Kanat Köşe Hizalama (Corner Alignment)
4	SA.010	Çift Ayarlı Rulman (SLIDING CARRIAGE ADJUSTING ROLLER)
1	SE.003	Kasa Alt Tozluk (CENTRAL BOTTOM SEALING)

ADET Pcs	KOD Code	AKSESUAR TANIMI Description
1	SE.004	Kasa Üst Tozluk (Central Top Sealing)
2	SV.907	Kenetli Adap.Kap. Alt-Üst (Adapter-Vent Covers Bottom-Top)
2	ST-001	Kanat Stoplama (Vent Stopper)
4	SV.913	İspanyolet Yükseltme (Shims For Multipoint Locks)

**FİTİLLER / GASKETS**

KOD Code	AKSESUAR TANIMI Description	KESİM ÖLÇÜSÜ Cutting Dimension
SG.018	Ray Fitiili (Rail Gasket)	2 H + 1 L
EG.001	Cam Fitiili (Glass Gasket)	Gw-1=2 Adet / Pieces H=2 Adet / Pieces
SG.019	Cam Fitiili (Glass Gasket)	Sw - 170 mm 4 Adet / Pieces HS - 170 mm 4 Adet / Pieces
EG.003	Cam Fitiili (Glass Gasket)	Gw-1 x 2 Adet / Pieces H x 2 Adet / Pieces
SG.009	Fişça Fitiil (Sealing Brush)	8 Sw + 6 Hs
R.1003	Çelik Ray (Steel Rail)	L - 80 mm 1 Adet / Pieces

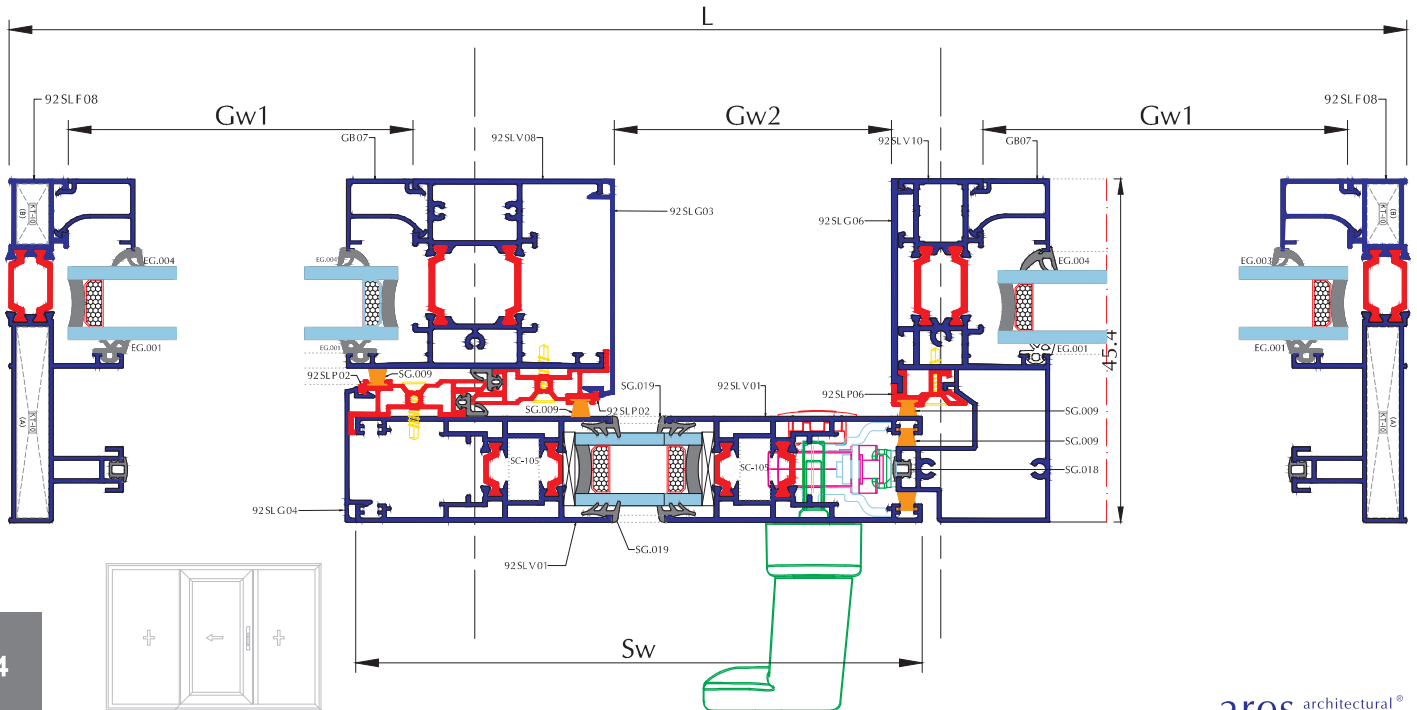
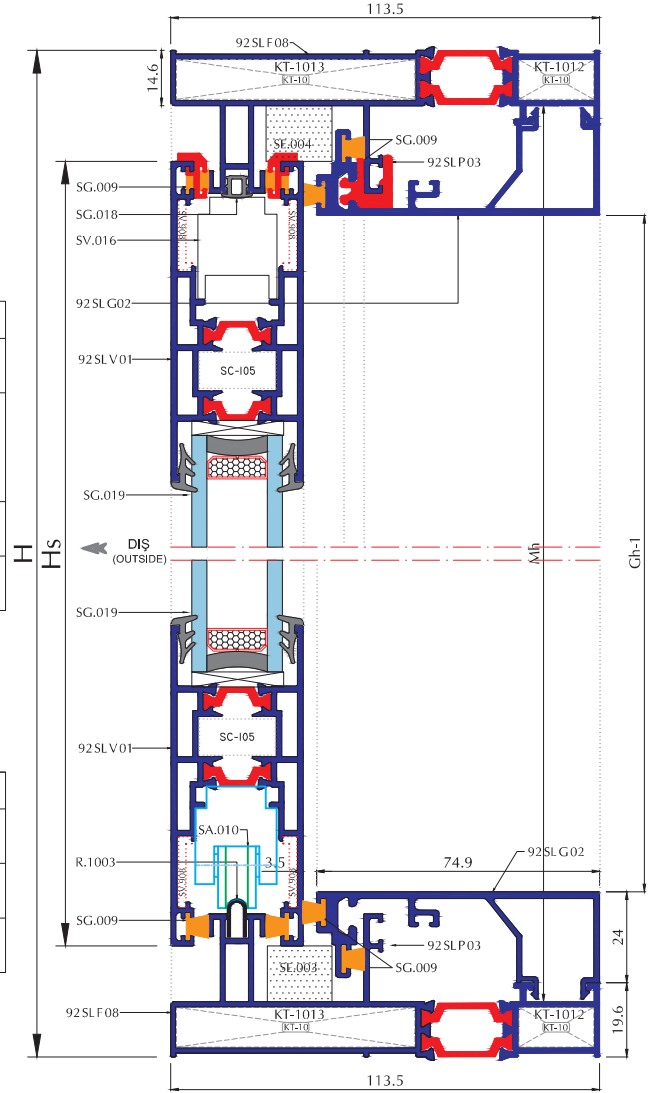
**FİTİLLER / GASKETS**

KOD Code	AKSESUAR TANIMI Description	KESİM ÖLÇÜSÜ Cutting Dimension
92 SL P03	Tekli Kasa Klips (Single Frame Clips)	Gw2 300mm/ad
92 SL P02	Pvc Kenet Profili (Pvc Hook Profile)	Hs x 2 Adet / Pieces
SV.912	Sallantı Engelleyici (Pvc Hook Profile)	4 Adet / Pieces

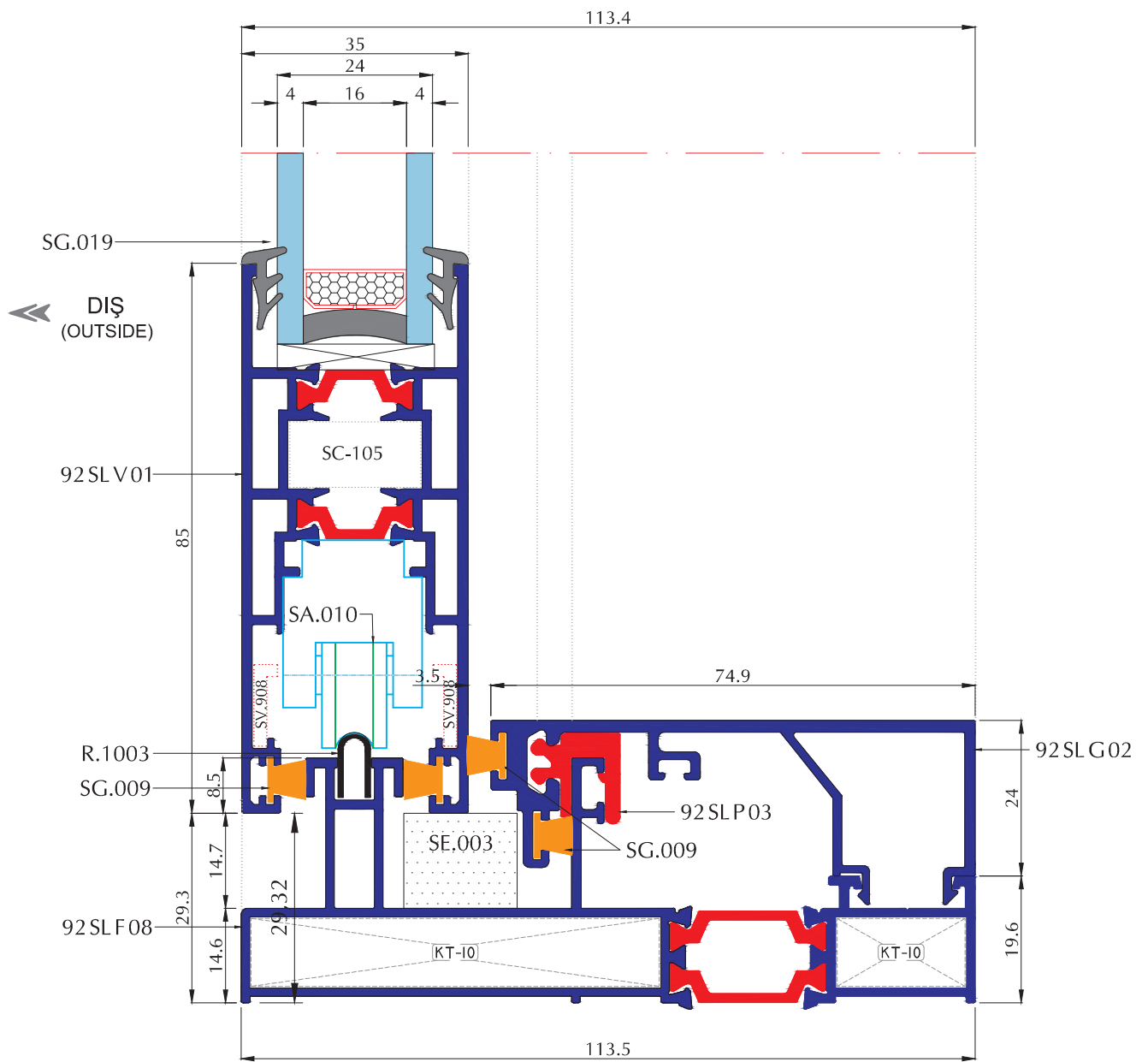
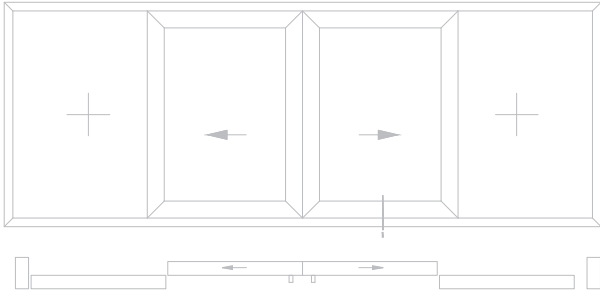
Tahliye tapası 500mm'de bir.  
Draining slot at every 500mm

Cam kesim ölçüsü (Glass Cutting Size)  
Düsey Kanat (Vertical Sash) = H-204,2mm  
Yatay Kanat (Horizontal Sash) = L/2-134mm

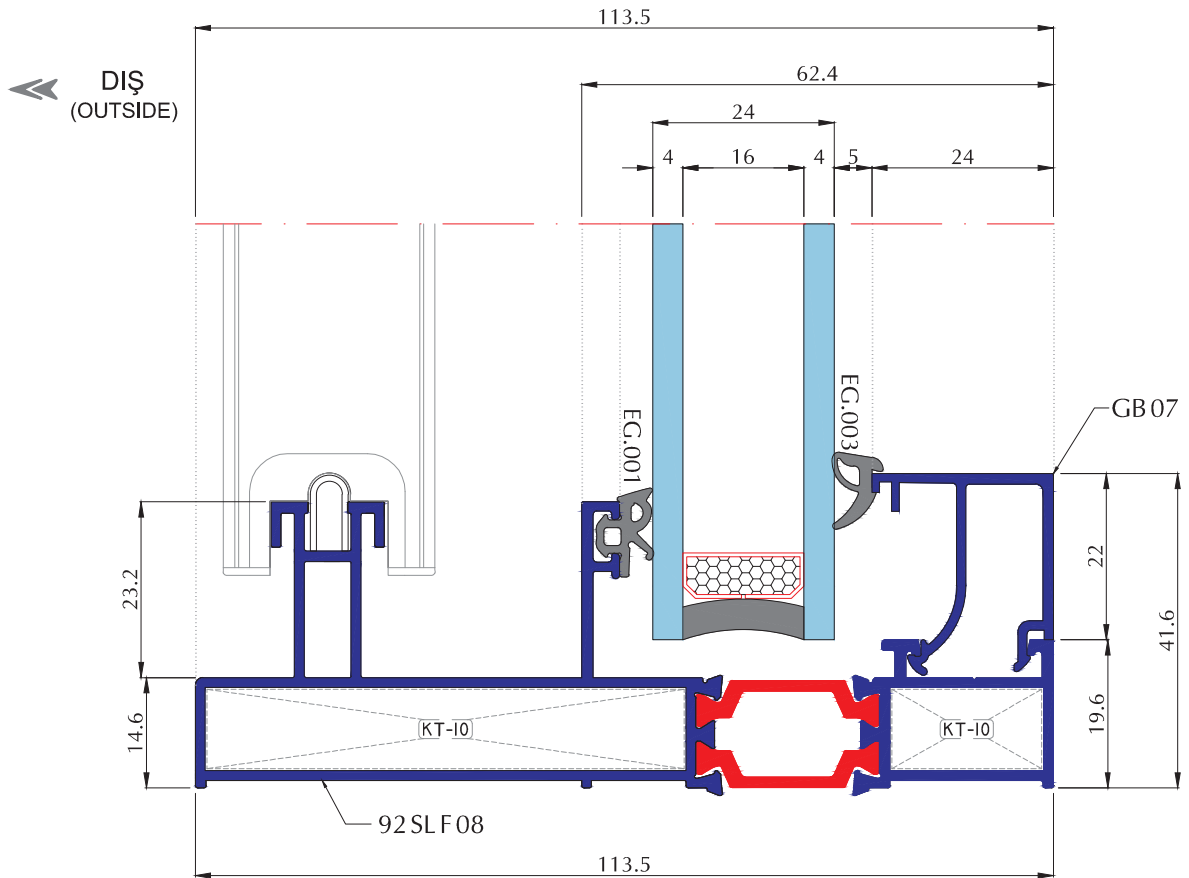
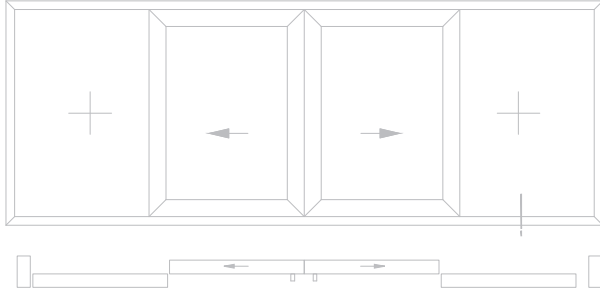
Düsey Sabit (Vertical Fix) = H-39,2mm  
Yatay Sabit (Horizontal Fix) = L/2-46,4mm



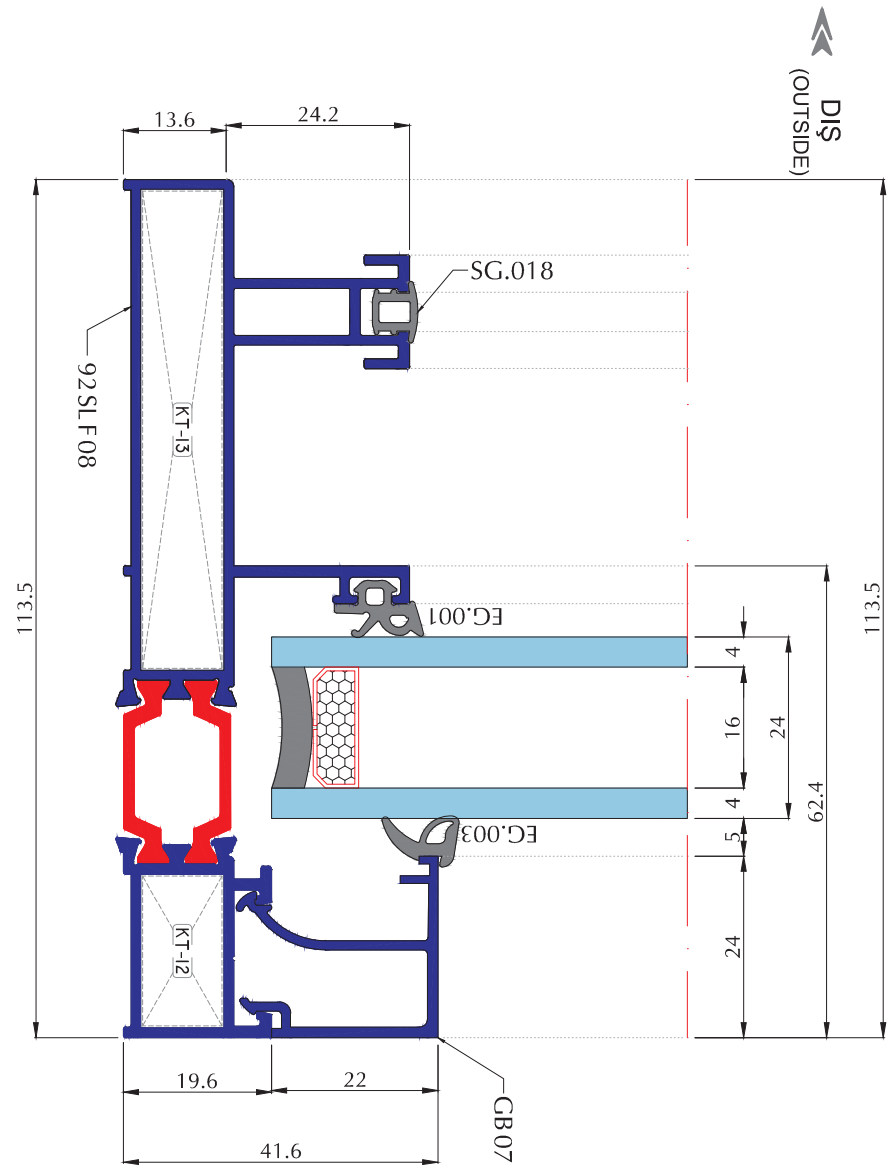
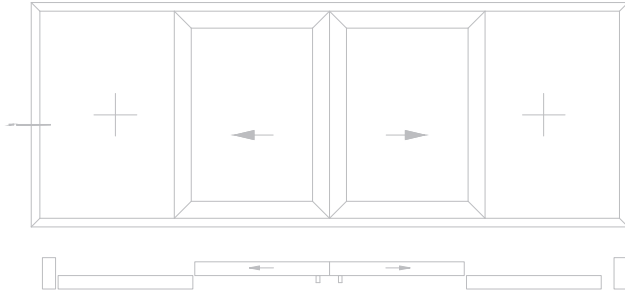
SİSTEM DETAYLARI SYSTEM DETAILS



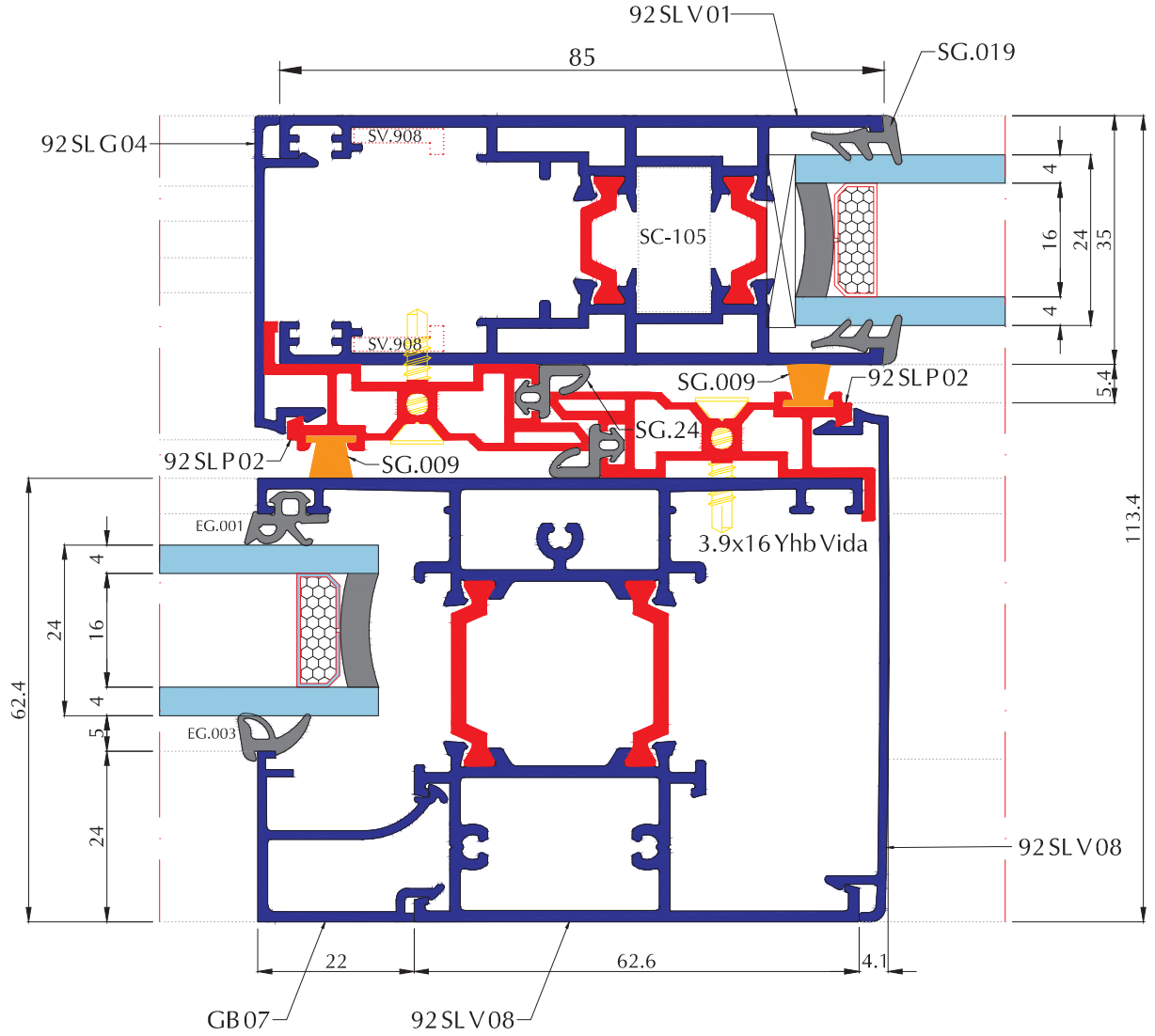
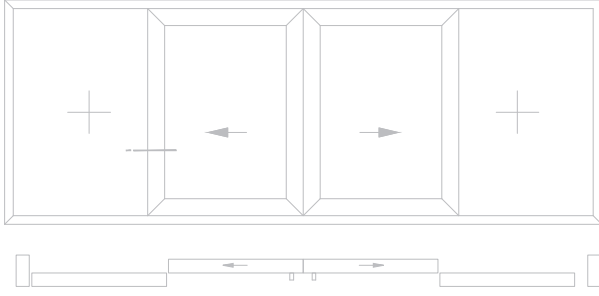
SİSTEM DETAYLARI SYSTEM DETAILS



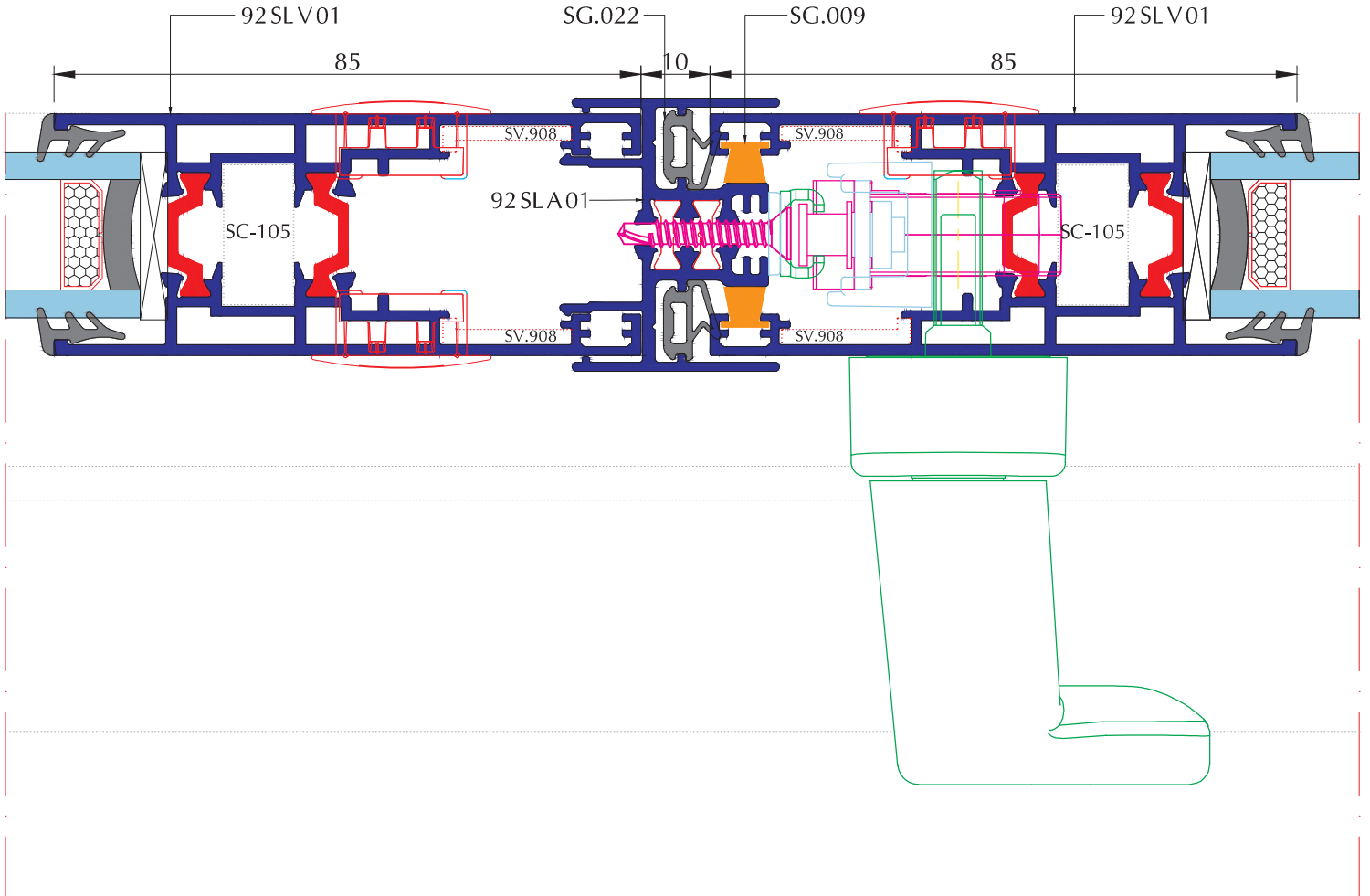
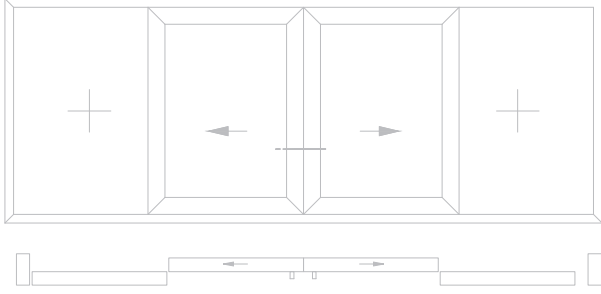
SİSTEM DETAYLARI SYSTEM DETAILS



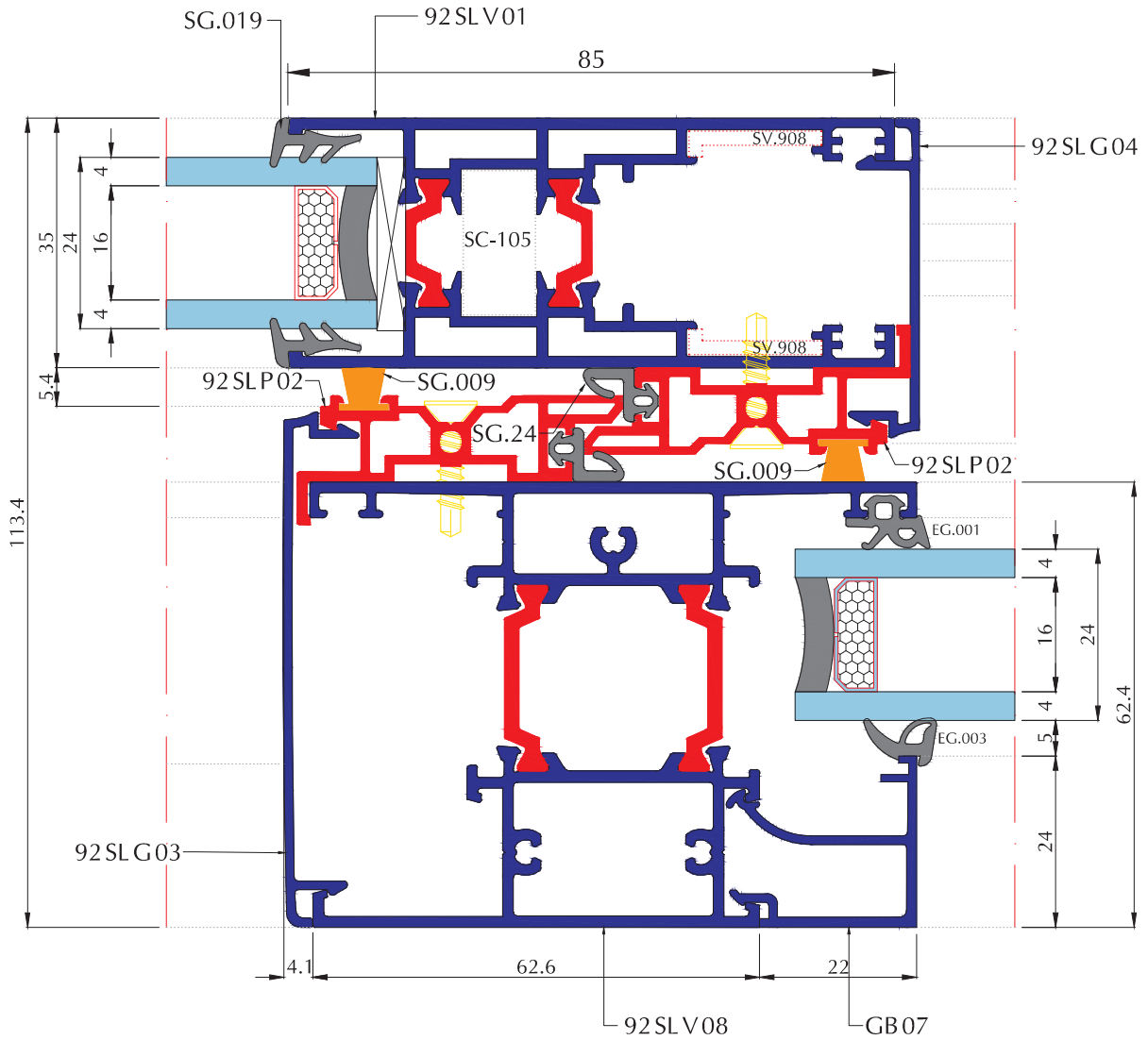
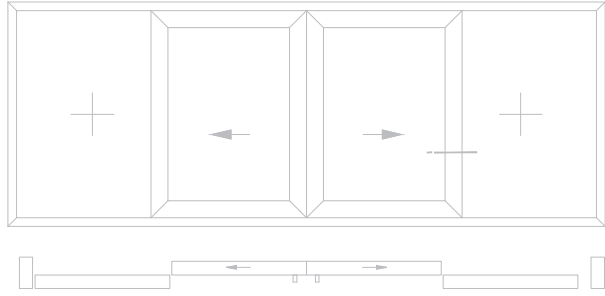
SİSTEM DETAYLARI SYSTEM DETAILS



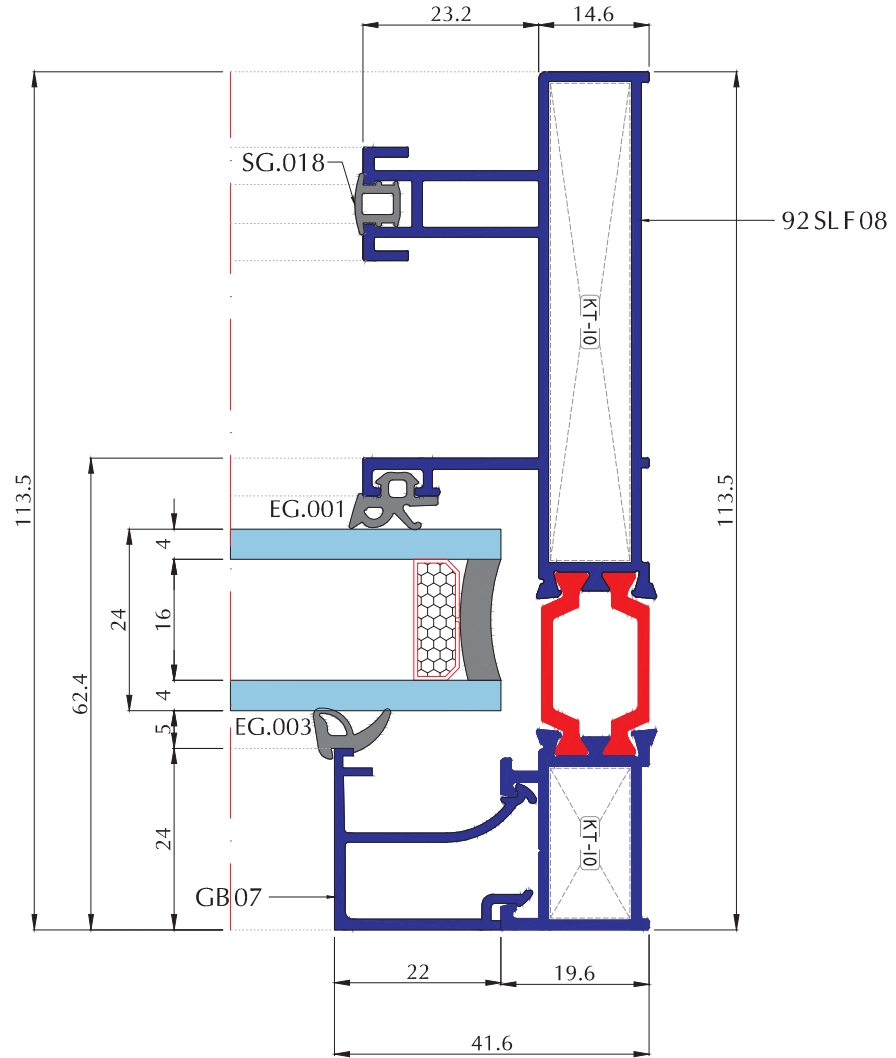
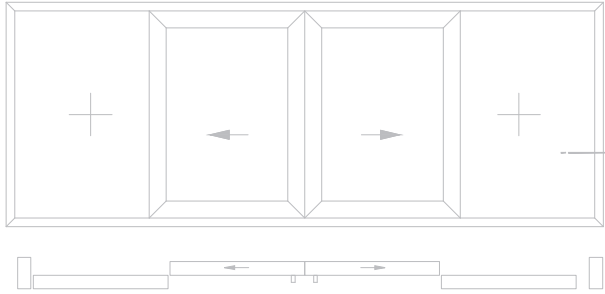
**SİSTEM DETAYLARI SYSTEM DETAILS**



SİSTEM DETAYLARI SYSTEM DETAILS



**SİSTEM DETAYLARI SYSTEM DETAILS**



**PROFİL / PROFILE**

ADET Pcs	KOD Code	PROFİL TANIMI Description	KESİM ÖLÇÜSÜ Cutting Dimension	KESİM AÇISI Cutting Angle
2	92 SL F08	Düsey Kasa Pr.(Vertical Frame Pr.)	H	45°/45°
2	92 SL F08	Yatay Kasa Pr.(Horizontal Frame Pr.)	L	45°/45°
4	92 SL V01	Düsey Kanat Pr.(Vertical Vent Pr.)	HS = H - 58,6	45°/45°
4	92 SL V01	Yatay Kanat Pr.(Horizontal Vent Pr.)	Sw = L - 100 /4	45°/45°
2	92 SL V08	Orta Kayıt Pr.(Mullion Pr.)	Mh = H-29,2	90°/90°
1	92 SL A01	Orta Adaptör	Hs - 60	90°/90°
2	92 SL G04	Kenet Pr. (Hook Pr.)	H - 58,6	90°/90°
2	92 SL G03	Kenet Pr. (Hook Pr.)	H - 58,6	90°/90°
2	92 SL G02	Adaptör (Adapter)	Gw2 = L2 - 88,49	90°/90°
4	GB-07	Cam Çıtası (Glazing Bad)	Gw-1 = L1 - 41,45	90°/90°
4	GB-07	Cam Çıtası (Glazing Bad)	Gh-2 = H - 83,2	90°/90°

**AKSESUAR / ACCESSORY**

ADET Pcs	KOD Code	AKSESUAR TANIMI Description	ADET Pcs	KOD Code	AKSESUAR TANIMI Description
8	SV.002	Cam Takozu 4 mm (Glazing Plugs)	3	SE.002	Kasa Üst Tozluk (Central Top Sealing)
4	KT-1013	Köşe Takozu (63,1mm) (Corner Cleats - 63,1mm )	2	SV.907	Kenetli Adap.Kap. Alt-Üst (Adapter-Vent Covers Bottom-Top)
4	KT-1012	Köşe Takozu (19,8mm) (Corner Cleats - 19,8mm)	2	ST-001	Kanat Stoplama Adaptörü (Sash Stoper Adapter)
8	SC-105	Vidalı Köşe Takozu (Screwed Corner Cleats)	2	SV.910	Orta Adaptör Kapağı (Vent Stoper Adapter)
16		45° Kanat Köşe Hizalama (Corner Alignment)	4	SV.913	İspanyolet Yükseltme (Shims For Multipoint Locks )
4	SA.010	Çift Ayarlı Rulman (SLIDING CARRIAGE ADJUSTING ROLLER)			
3	SE.001	Kasa Alt Tozluk (CENTRAL BOTTOM SEALING)			

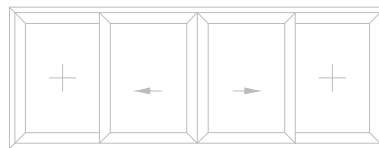
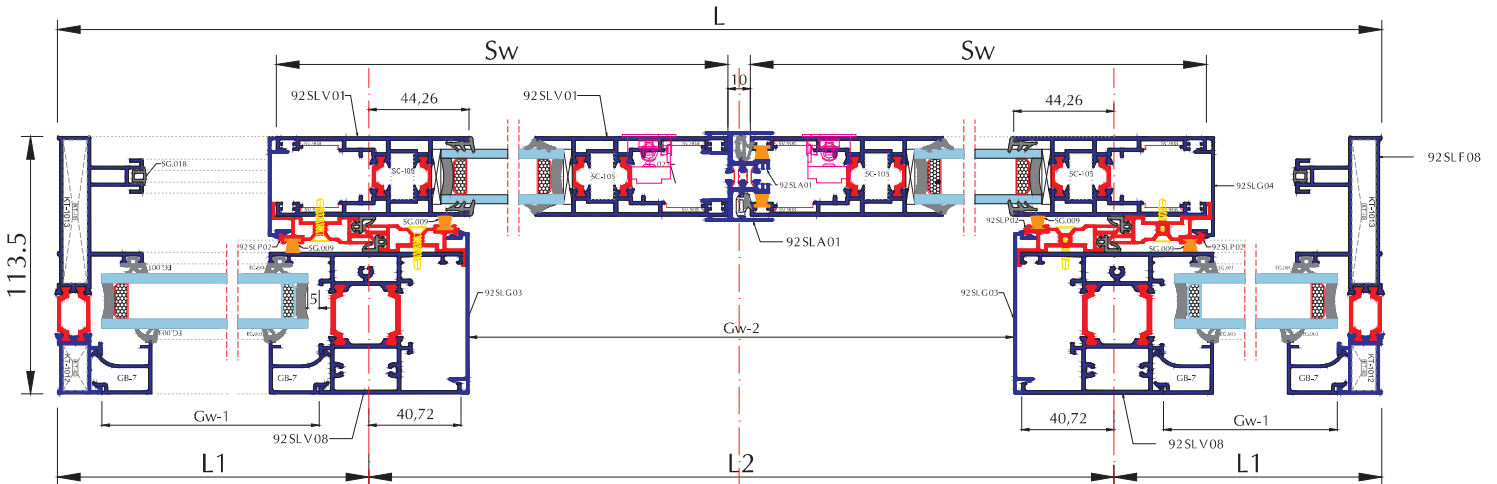
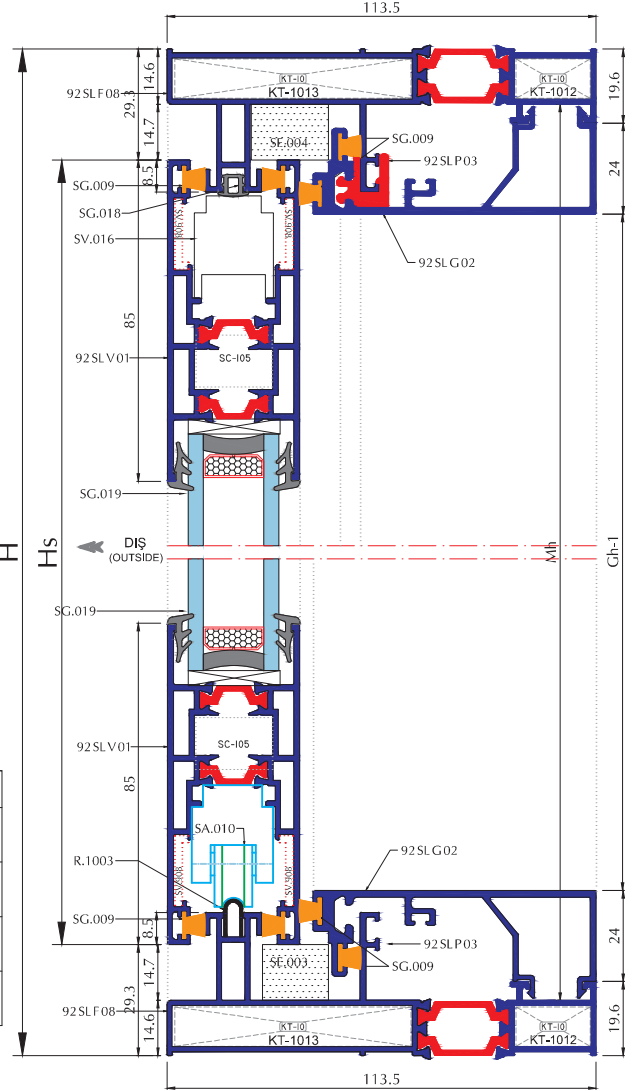
**FİTİLLER / GASKETS**

KOD Code	AKSESUAR TANIMI Description	KESİM ÖLÇÜSÜ Cutting Dimension
SG.018	Ray Fitili (Rail Gasket)	2 H + 1 L
SG.024	Kenet Fitili (Glass Gasket)	Hs x 4 Adet / Pieces
EG.001	Cam Fitili (Glass Gasket)	Gw-1=4 Adet / Pieces H=4 Adet / Pieces
SG.019	Cam Fitili (Glass Gasket)	Sw - 170 mm 8 Adet / Pieces HS - 170 mm 8 Adet / Pieces
EG.003	Cam Fitili (Glass Gasket)	Gw-1 x 4 Adet / Pieces H x 4 Adet / Pieces
SG.022	Orta Fitil (Center Gasket)	Hs x 2 Adet / Pieces

**FİTİLLER / GASKETS**

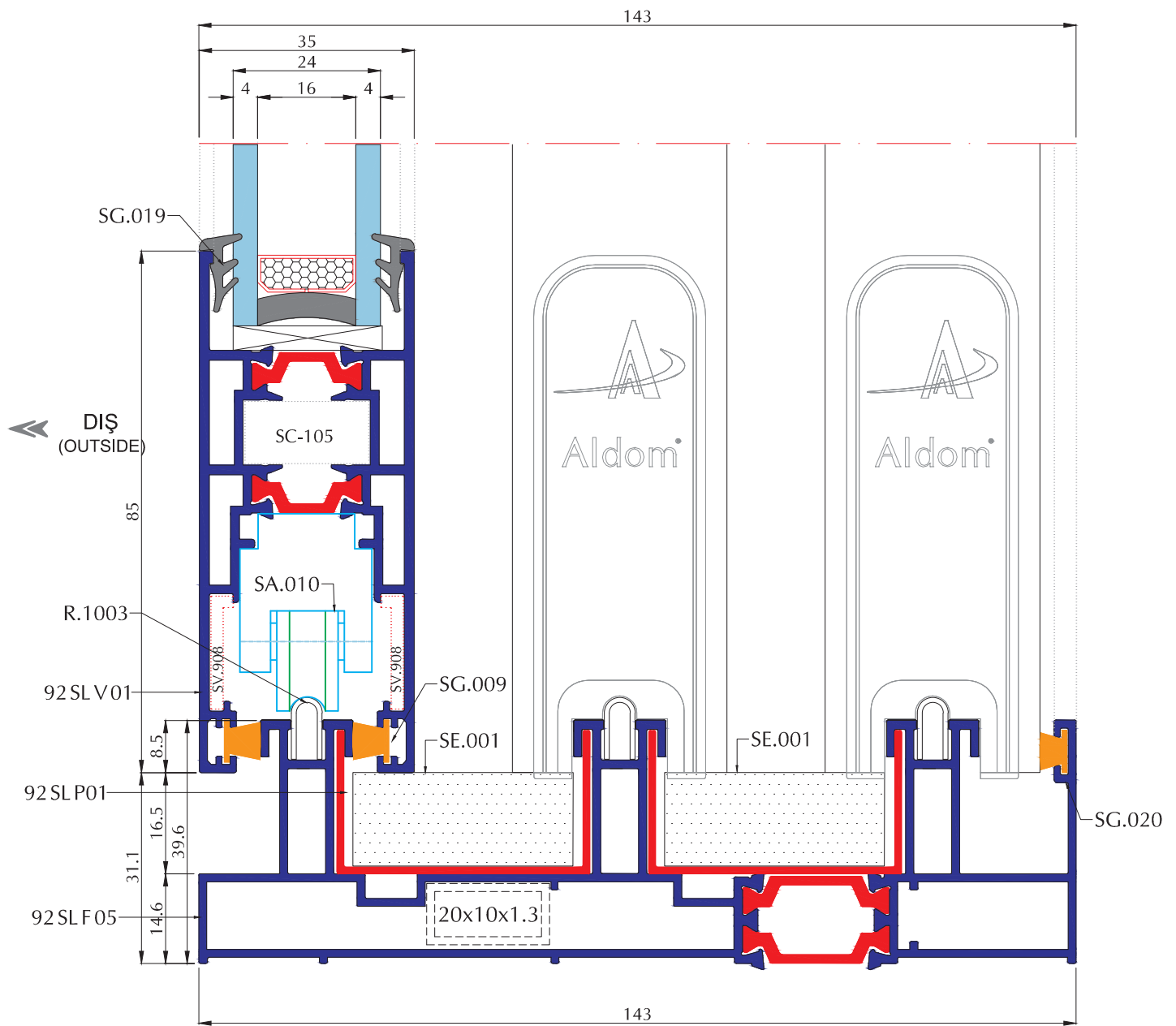
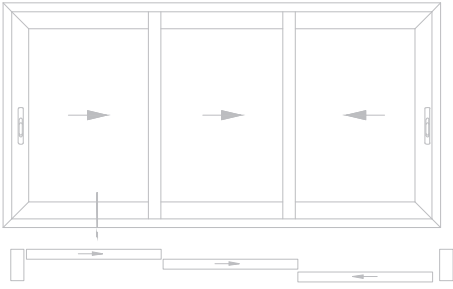
KOD Code	AKSESUAR TANIMI Description	KESİM ÖLÇÜSÜ Cutting Dimension
SG.009	Fırça Fitil (Sealing Brush)	8 Sw + 6 Hs
R.1003	Çelik Ray (Steel Rail)	L - 80 mm 1 Adet / Pieces
92 SL P03	Tekli Kasa Klips (Single Frame Clips)	L2 x 2 - H/150
92 SL P02	Pvc Kenet Profili (Pvc Hook Profile)	Hs x 4 Adet / Pieces

Tahliye tapası 500mm'de bir.  
Draining slot at every 500mm  
Cam kesim ölçüsü (Glass Cutting Size)  
Düsey Kanat (Vertical Sash) = H-204,2mm  
Yatay Kanat (Horizontal Sash) = L/4 - 170,6mm  
Düsey Sabit (Vertical Fix) = H-39,2mm  
Yatay Sabit (Horizontal Fix) = L/4 + 14,3mm

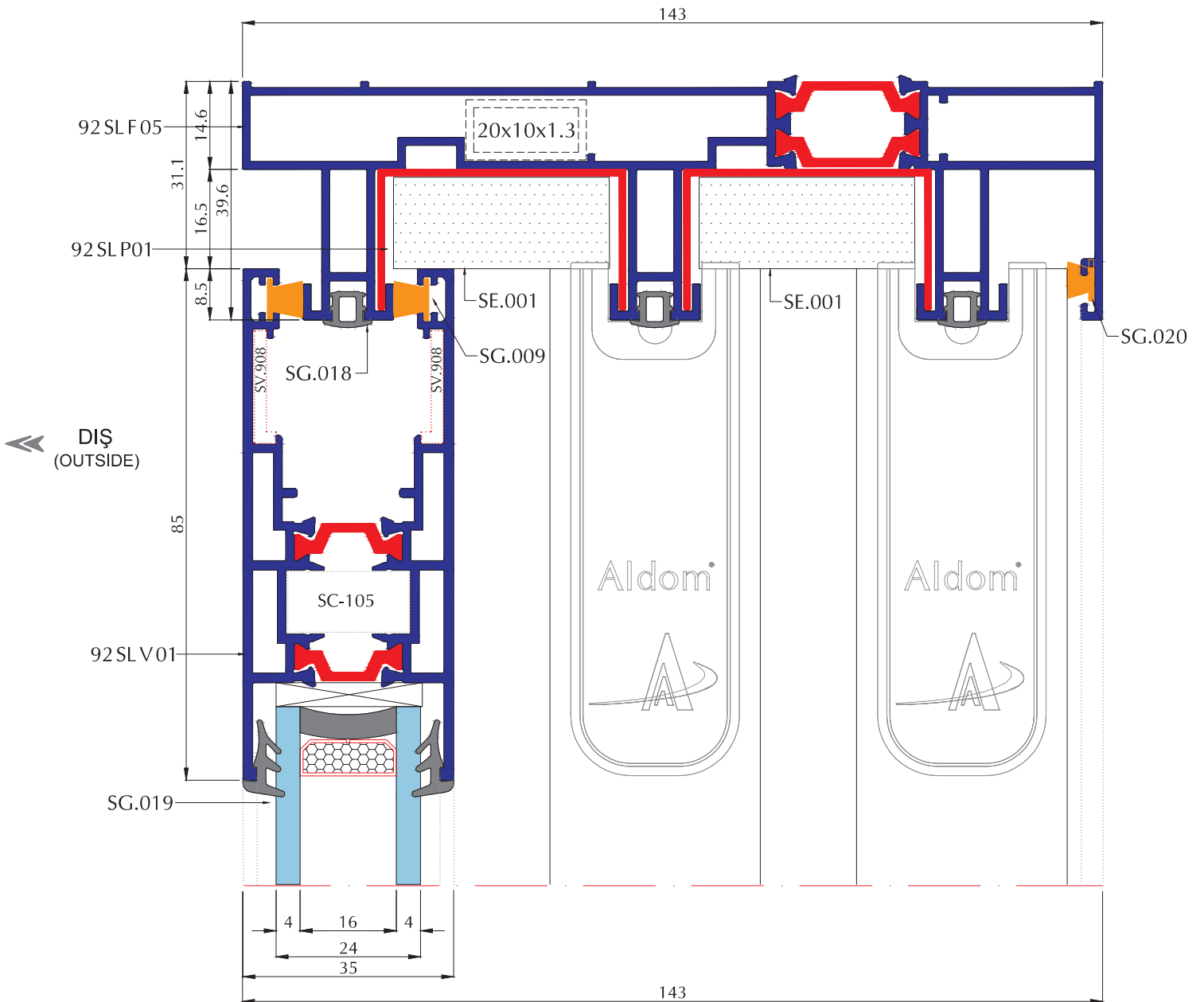
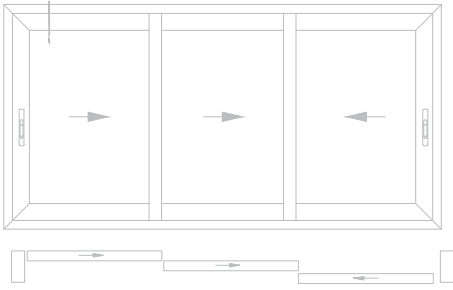


45° Klasik Sürme / 45° Classic Slide

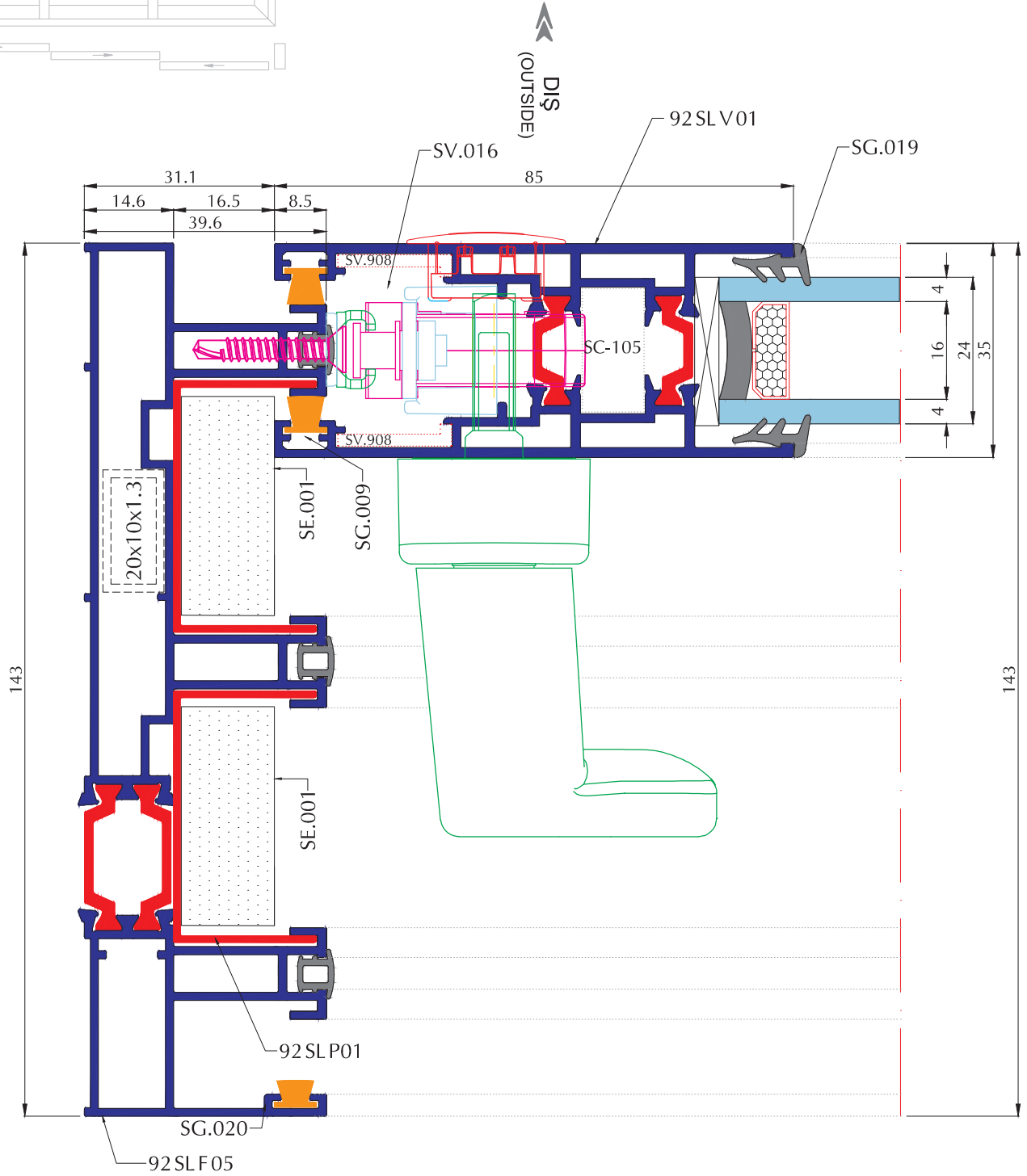
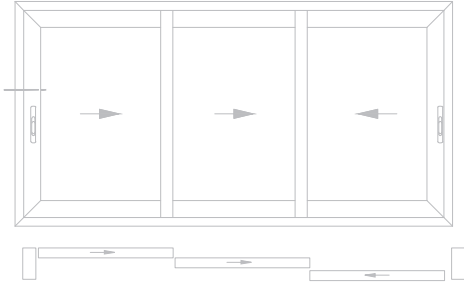
SİSTEM DETAYLARI SYSTEM DETAILS



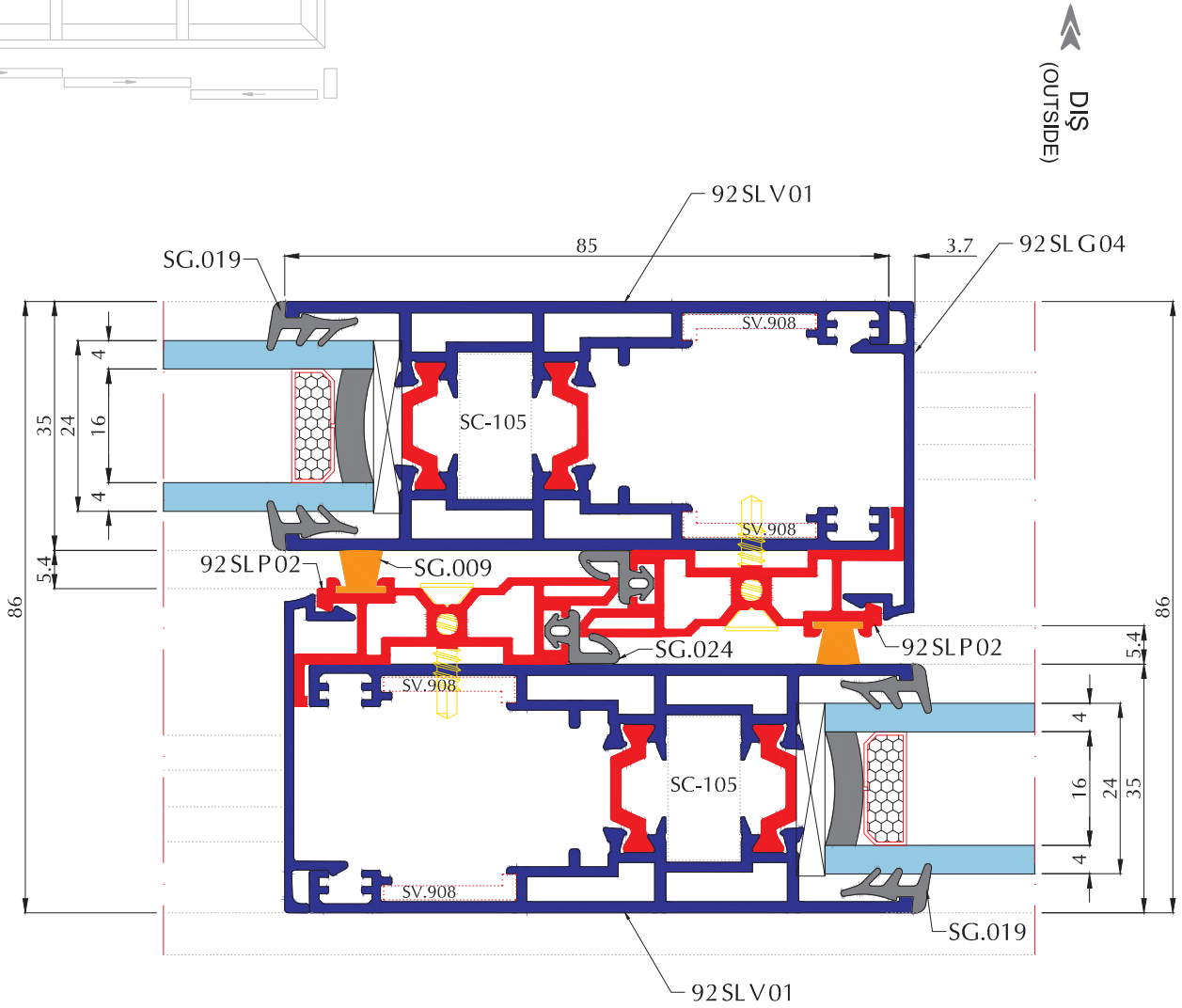
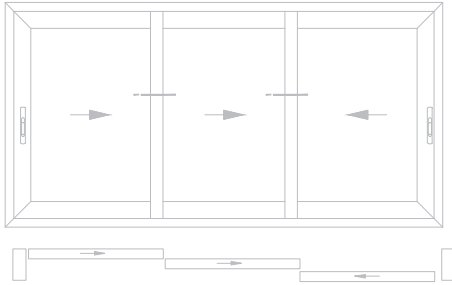
SİSTEM DETAYLARI SYSTEM DETAILS



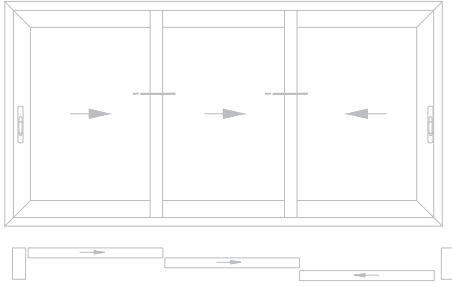
SİSTEM DETAYLARI SYSTEM DETAILS



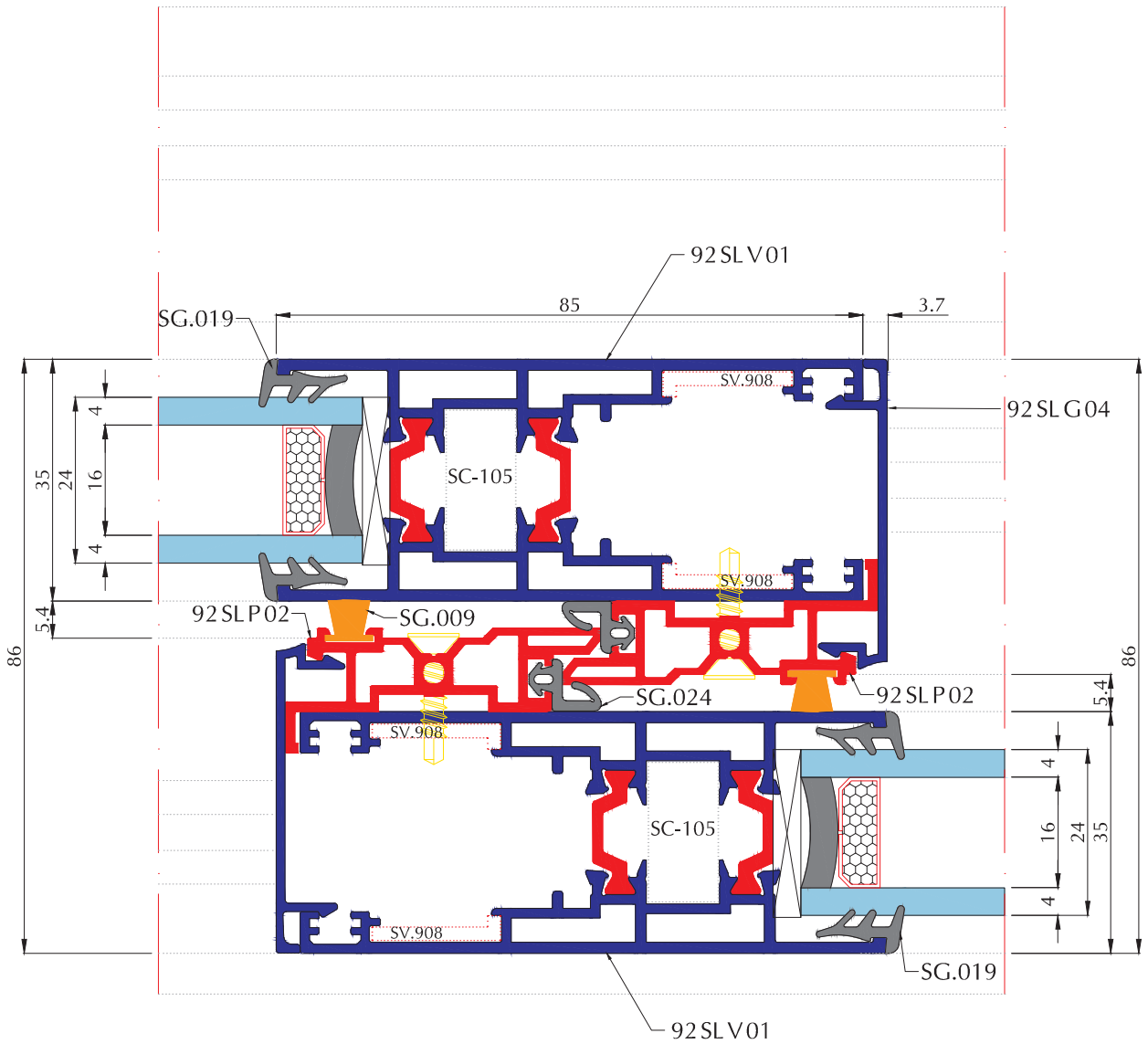
**SİSTEM DETAYLARI SYSTEM DETAILS**



**SİSTEM DETAYLARI SYSTEM DETAILS**

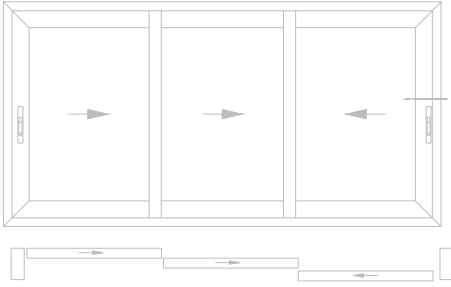


DIŞ  
(OUTSIDE)

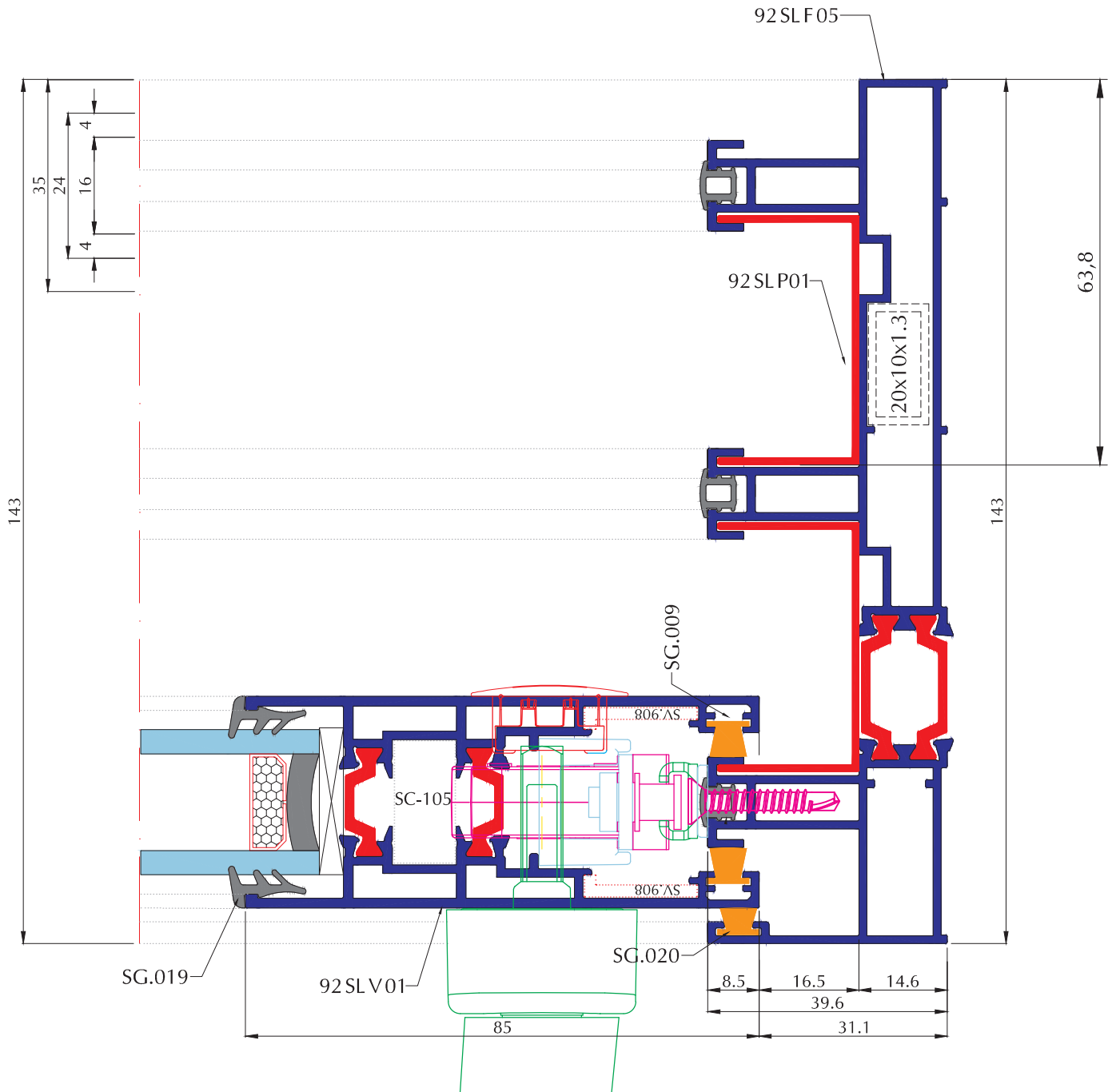


Ölçek: 1/1  
Scale: 1/1

SİSTEM DETAYLARI SYSTEM DETAILS



DIŞ  
(OUTSIDE)



Ölçek: 1/1  
Scale: 1/1

### PROFİL / PROFILE

ADET Pcs	KOD Code	PROFİL TANIMI Description	KESİM ÖLÇÜSÜ Cutting Dimension	KESİM AÇISI Cutting Angle
2	92 SL F05	Düsey Kasa Pr.(Vertical Frame Pr.)	H	45°/45°
2	92 SL F05	Yatay Kasa Pr.(Horizontal Frame Pr.)	L	45°/45°
6	92 SL V01	Düsey Kanat Pr.(Vertical Vent Pr.)	HS = H - 62.2	45°/45°
6	92 SL V01	Yatay Kanat Pr.(Horizontal Vent Pr.)	Sw = L + 101,1 / 3	45°/45°
4	92 SL G04	Kenet Pr. (Hook Pr.)	H - 62.2	90°/90°

### AKSESUAR / ACCESSORY

ADET Pcs	KOD Code	AKSESUAR TANIMI Description
6	SV.002	Cam Takozu 4 mm (Glazing Plugs)
8	KT-1010	Köşe Takozu - 24mm (Corner Cleats - 24mm)
12	SC-105	Vidalı Köşe Takozu (Screwed Corner Cleats)
8	SV.908	45° Kanat Köşe Hizalama (Corner Alignment)
6	SA.010	Çift Ayarlı Rulman (SLIDING CARRIAGE ADJUSTING ROLLER)
4	SE.001	Kasa Alt Tozluk (CENTRAL BOTTOM SEALING)
4	SE.002	Kasa Üst Tozluk (CENTRAL TOP SEALING)

ADET Pcs	KOD Code	AKSESUAR TANIMI Description
4	SV.907	Kenetli Adap.Kap. Alt-Üst (Adapter-Vent Covers Bottom-Top)
4	ST-001	Kanat Stoplama Adaptörü (Sash Stoper Adapter)
8	SV.913	İspanyolet Yükseltme (Shims For Multipoint Locks)

### FİTİLLER / GASKETS

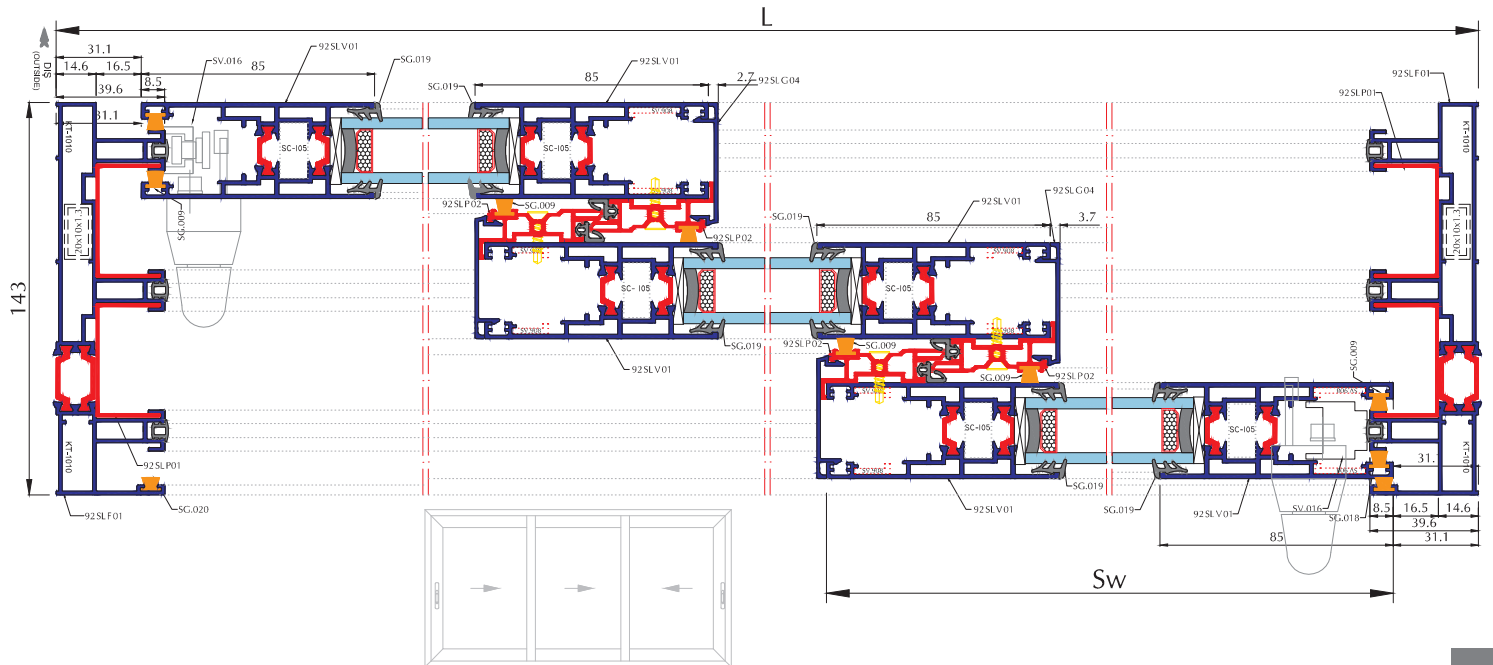
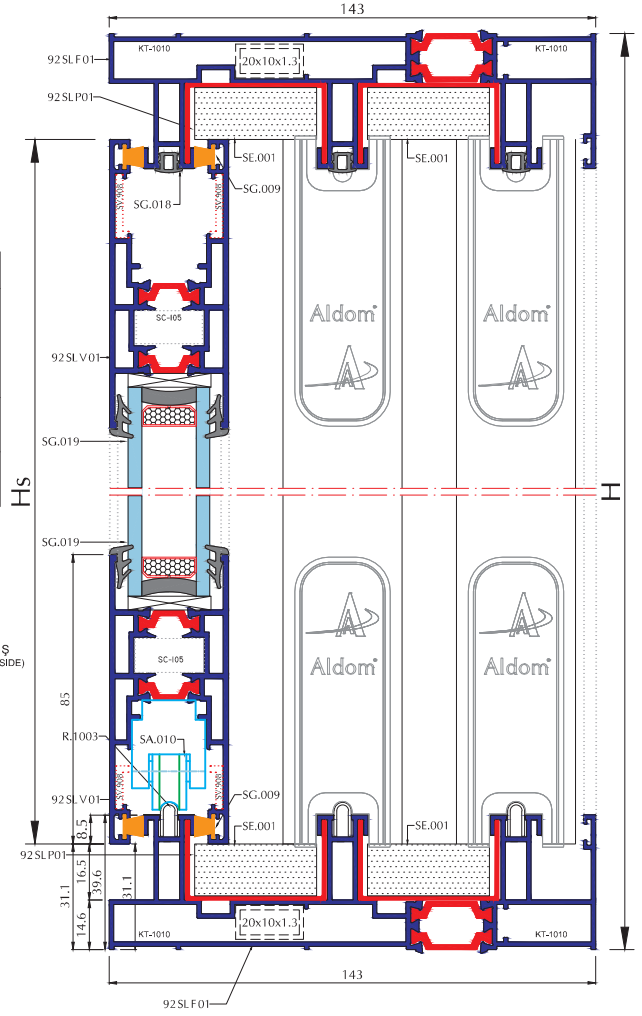
KOD Code	AKSESUAR TANIMI Description	KESİM ÖLÇÜSÜ Cutting Dimension
SG.018	Ray Fitiili (Rail Gasket)	6 H + 3 L
SG.019	Cam Fitiili (Glass Gasket)	Sw x 12 Adet / Pieces HS x 12 Adet / Pieces
SG.024	Kenet Fitiili (Hook Gasket)	Hs x 4 Adet / Pieces
SG.009	Fırça Fitiil (Sealing Brush)	12 Sw + 8 Hs
SG.020	Fırça Fitiil (Sealing Brush)	2 L + 2 H
R.1003	Çelik Ray (Steel Rail)	L - 80 mm 3 Adet / Pieces

### FİTİLLER / GASKETS

KOD Code	AKSESUAR TANIMI Description	KESİM ÖLÇÜSÜ Cutting Dimension
SG.019	Merkezi Kanal (Central Channel)	L - 29,2 mm 4 Adet / Pieces H - 29,2 mm 4 Adet / Pieces
92 SL P02	Pvc Kenet Profili (Pvc Hook Profile)	Hs x 4 Adet / Pieces

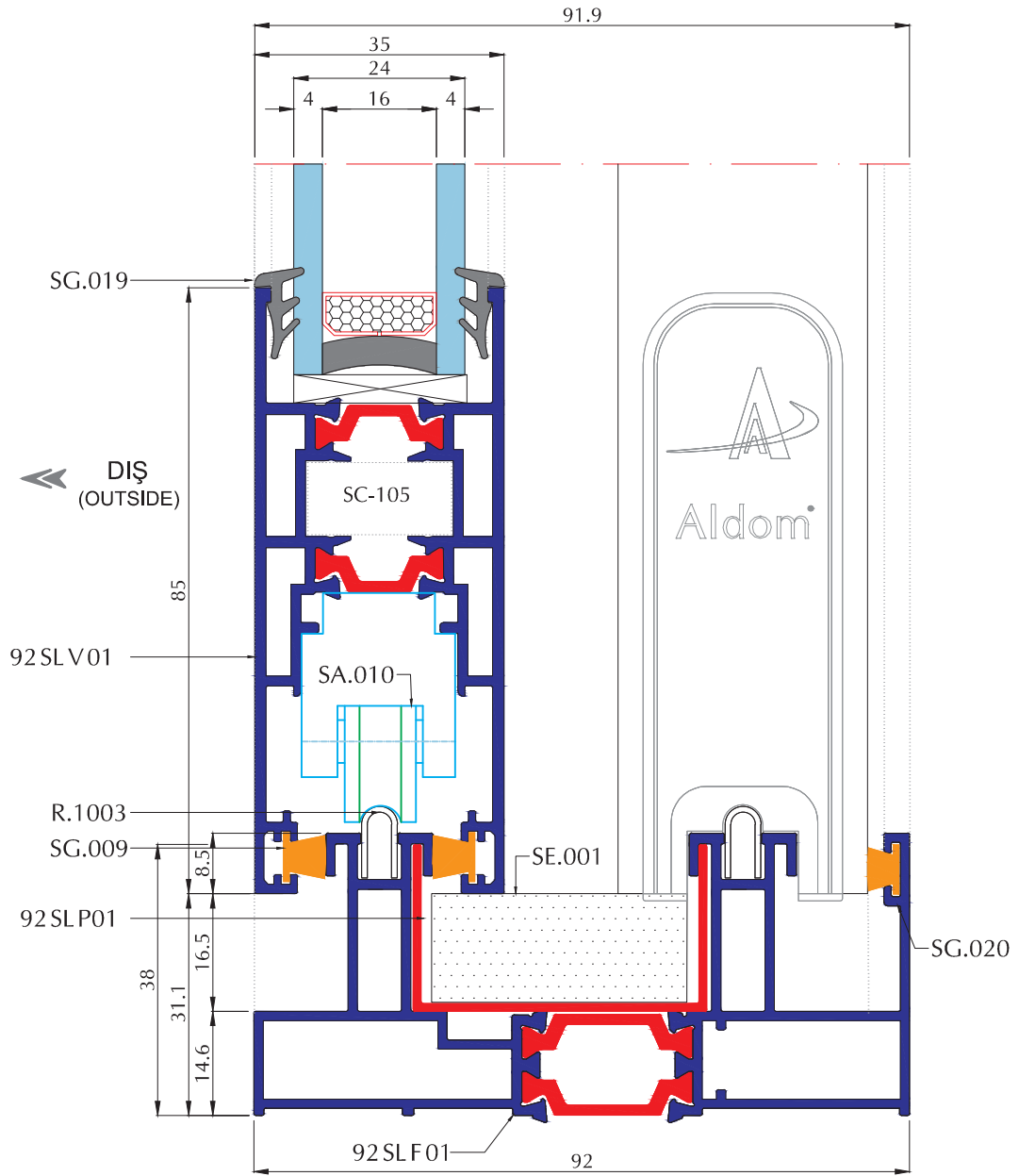
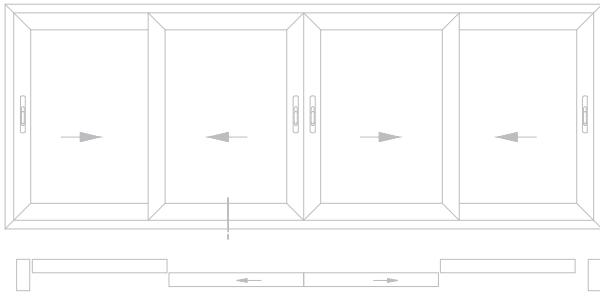
Tahliye tapası 500mm'de bir.  
Draining slot at every 500mm

Cam kesim ölçüsü (Glass Cutting Size)  
Düsey Kanat (Vertical Sash) = H-207,8mm  
Yatay Kanat (Horizontal Sash) = L/3-111,5mm

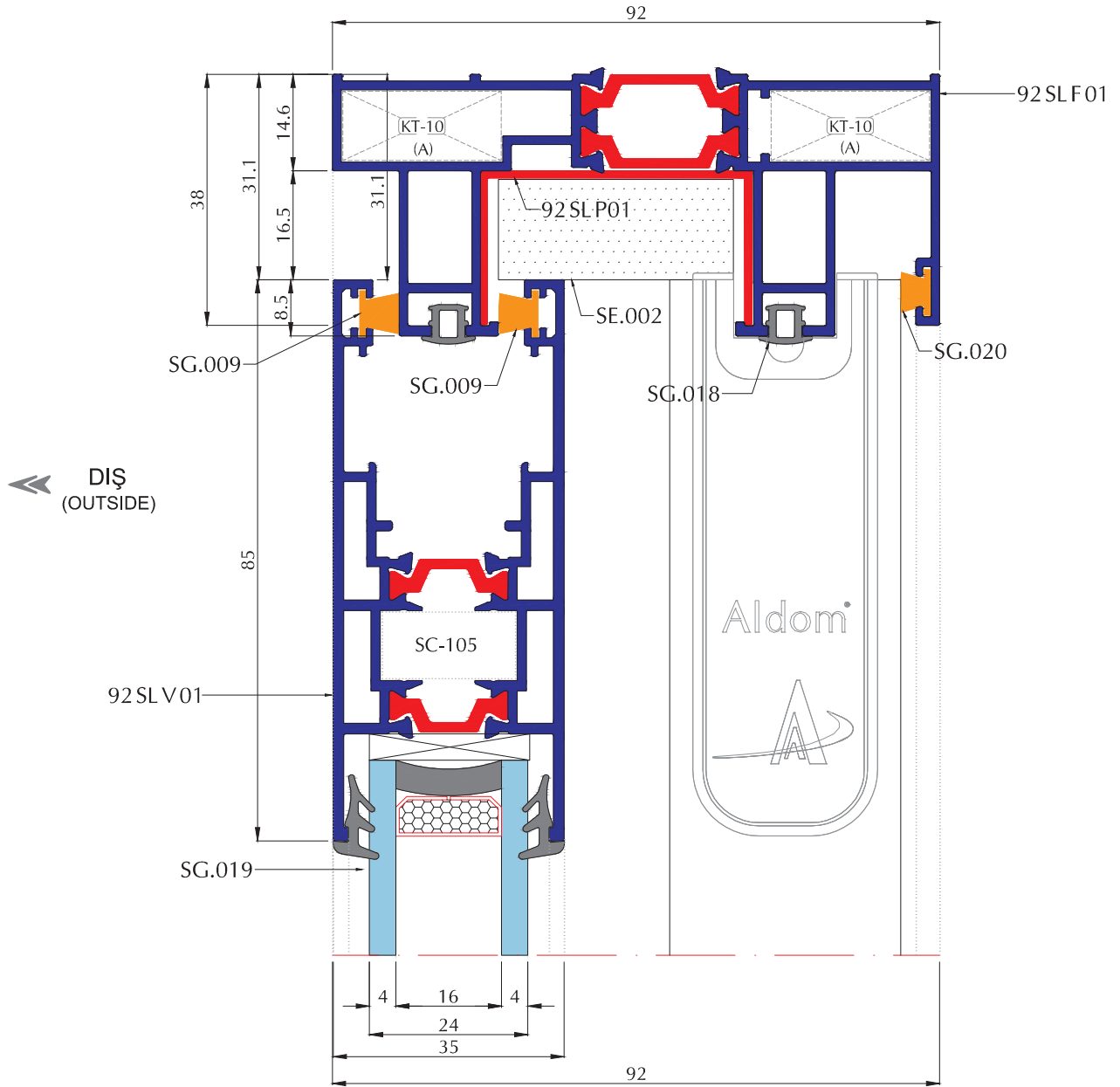
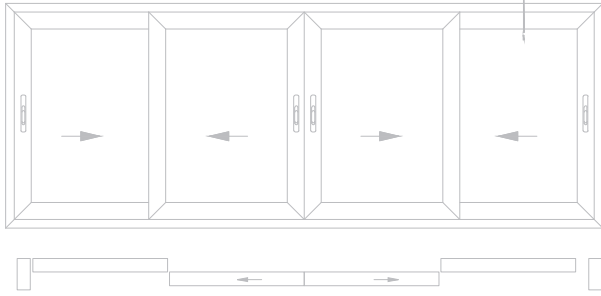


45° Klasik Sürme / 45° Classic Slide

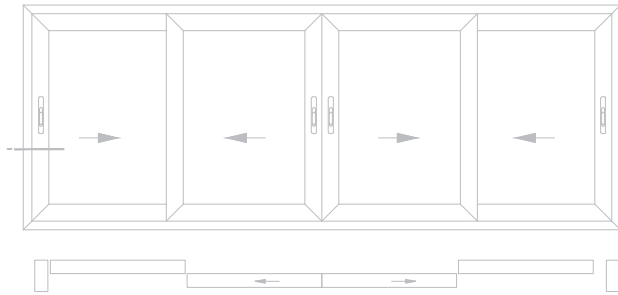
SİSTEM DETAYLARI SYSTEM DETAILS



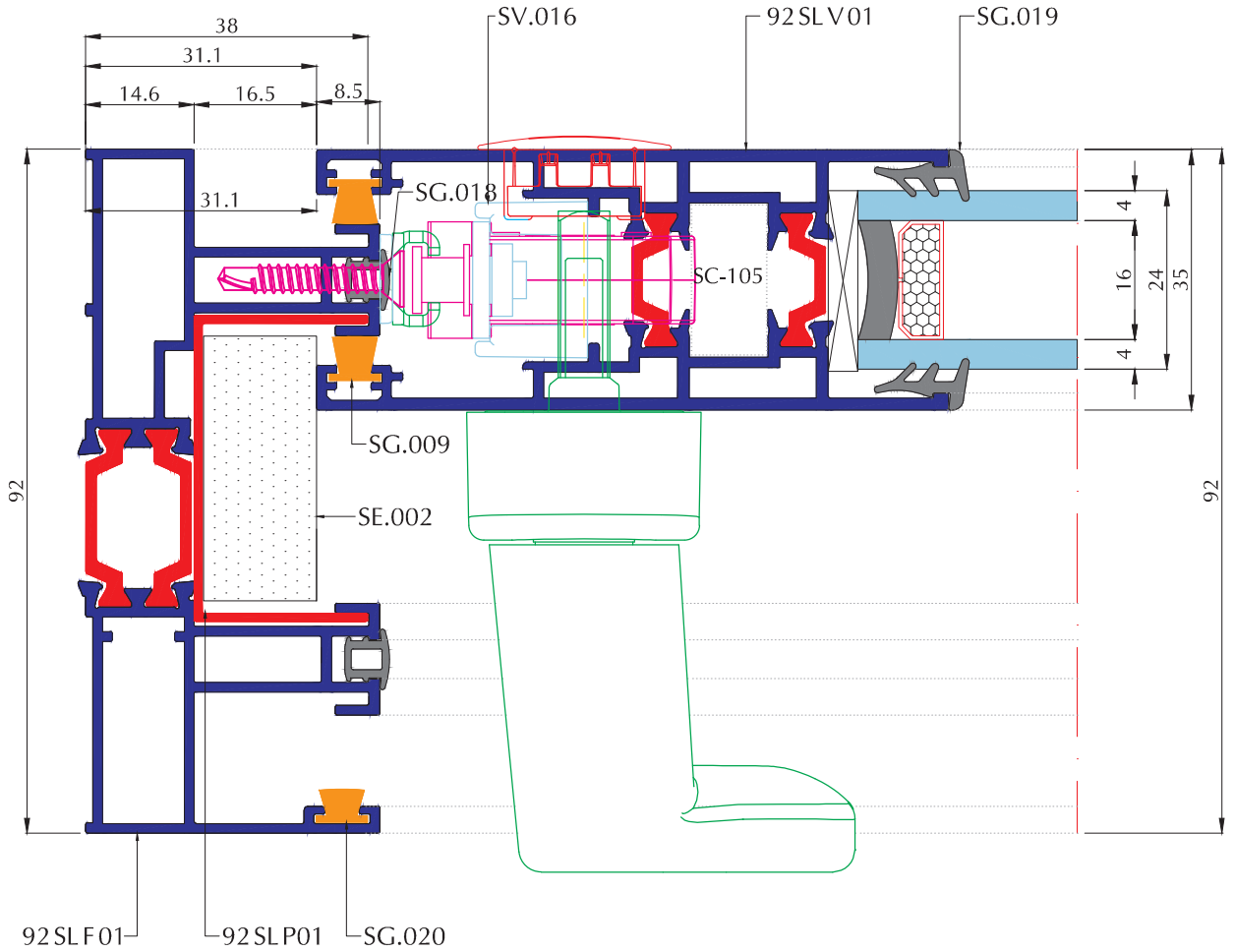
SİSTEM DETAYLARI SYSTEM DETAILS



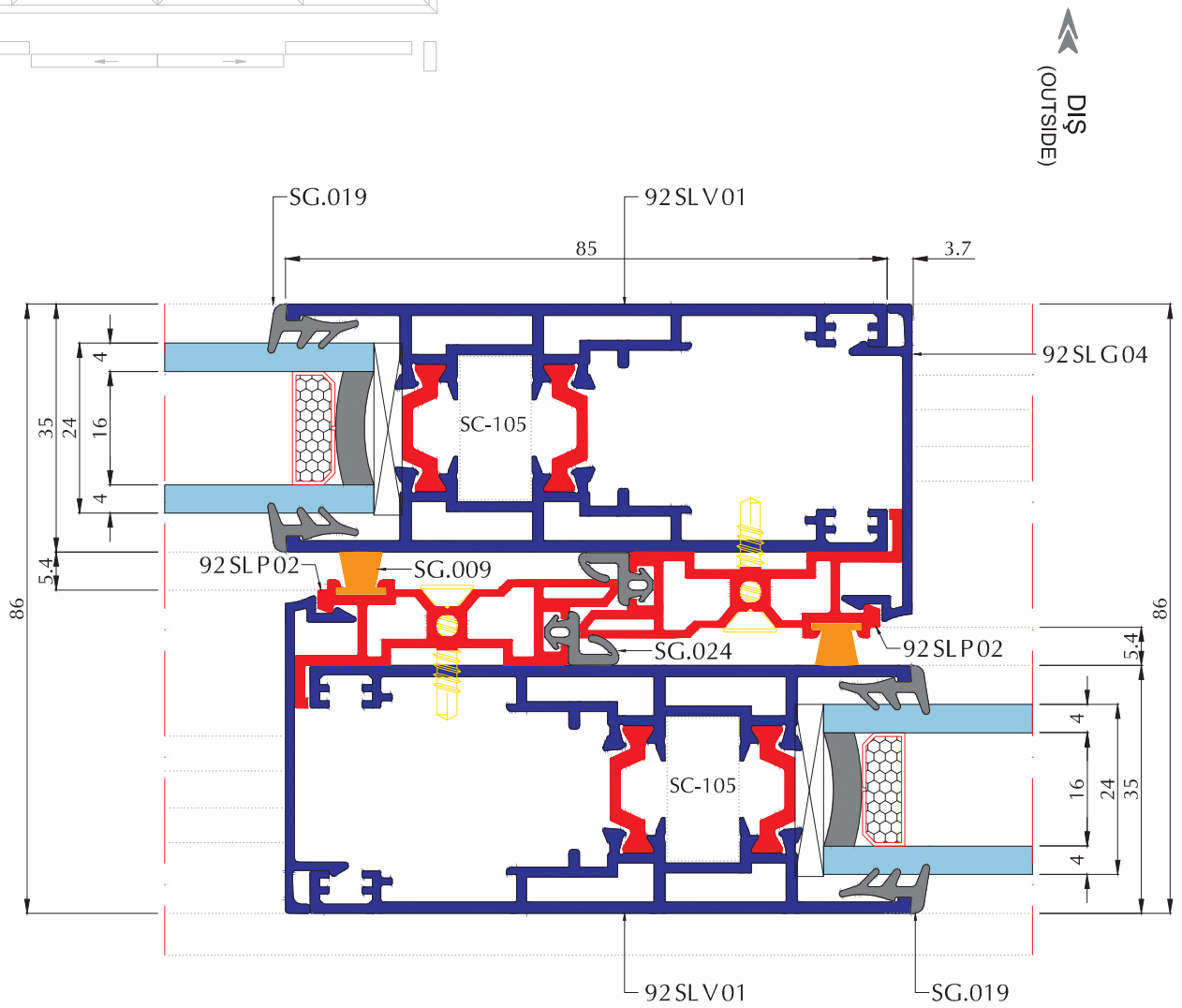
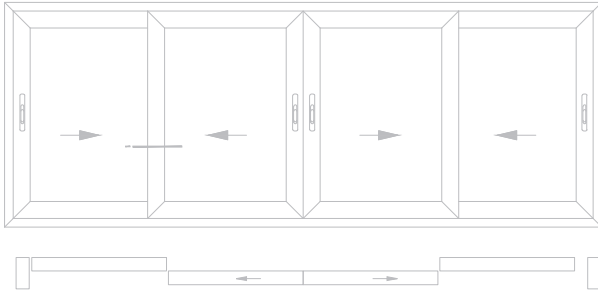
**SİSTEM DETAYLARI SYSTEM DETAILS**



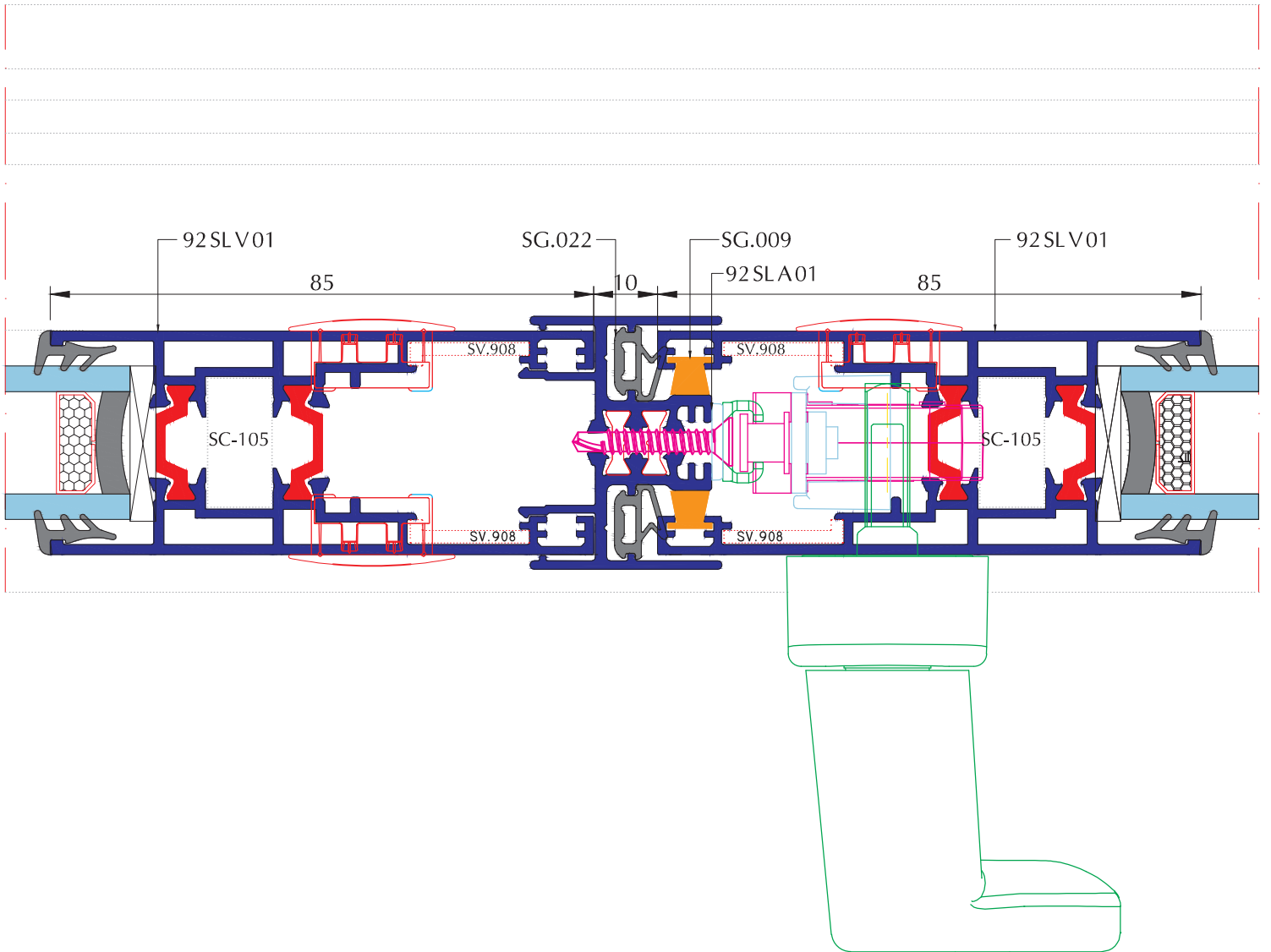
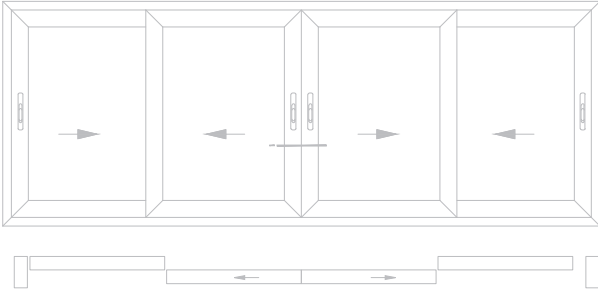
DIŞ  
(OUTSIDE)



SİSTEM DETAYLARI SYSTEM DETAILS

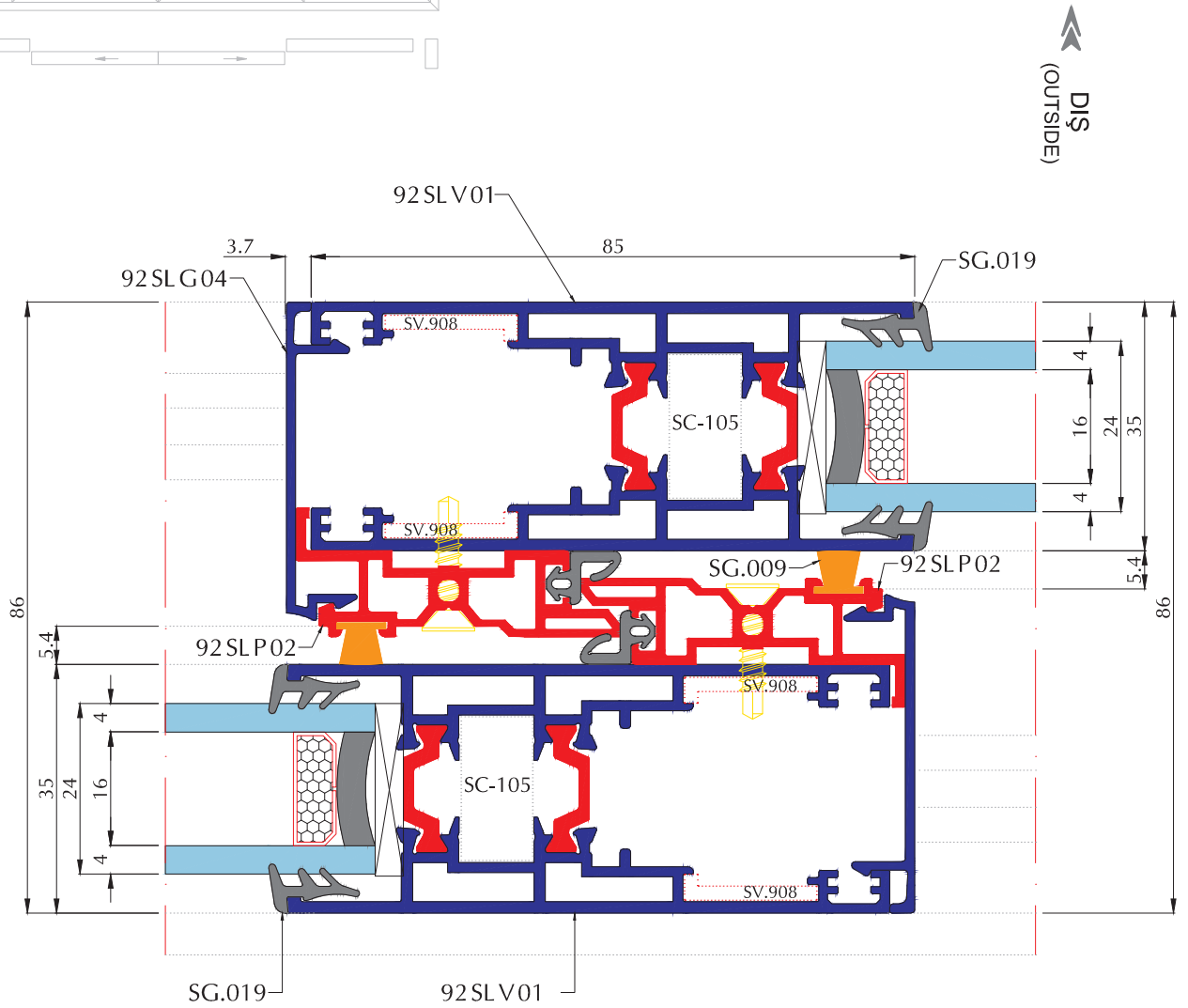
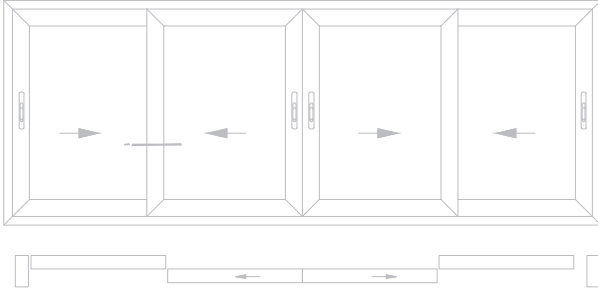


**SİSTEM DETAYLARI SYSTEM DETAILS**

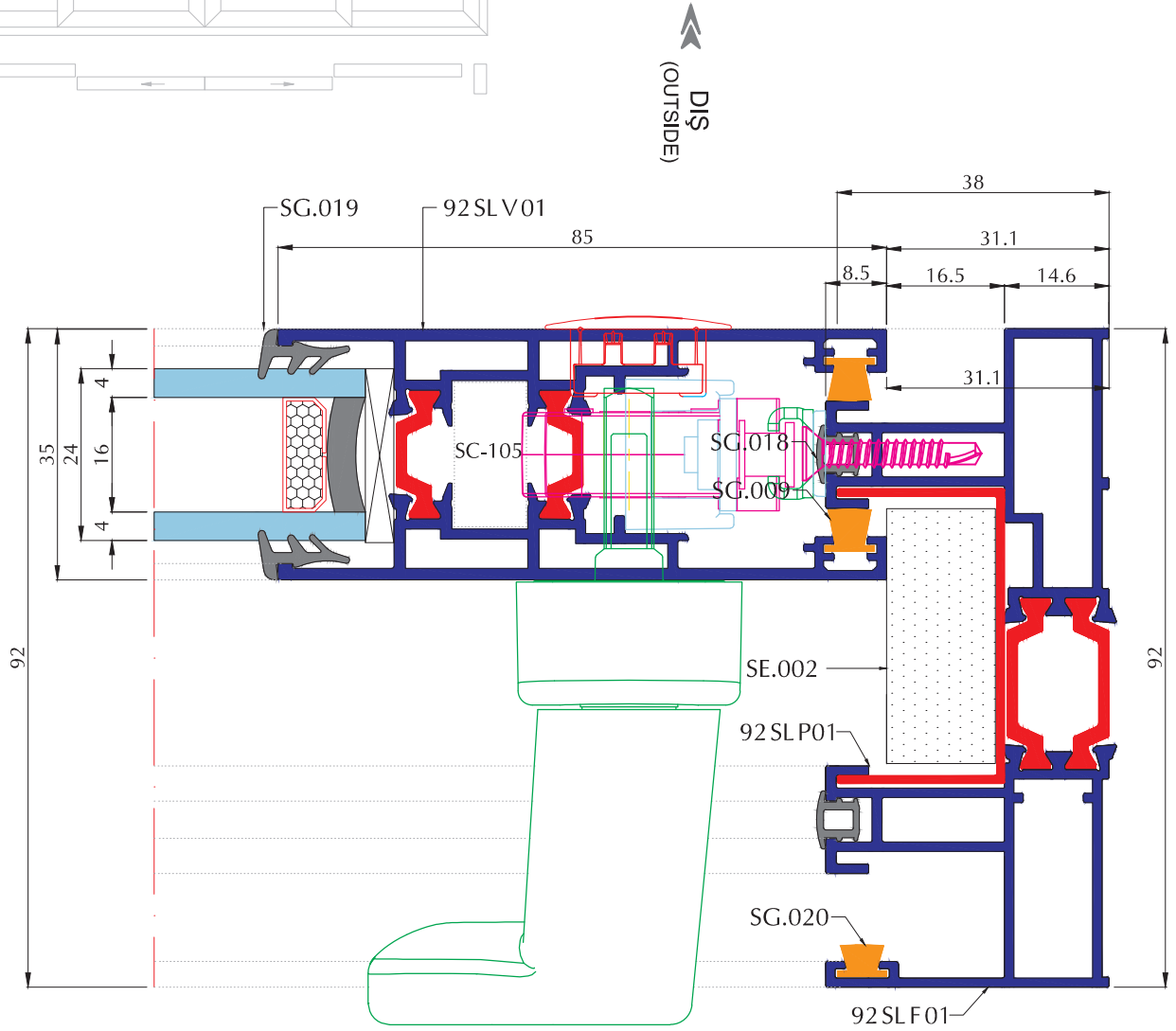
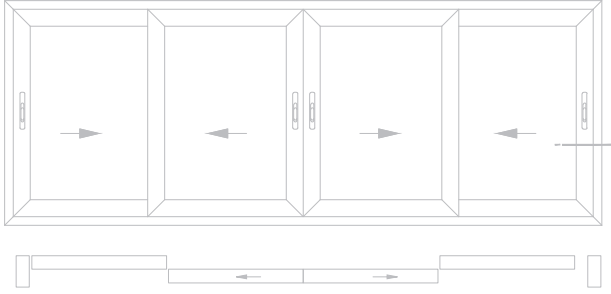


Ölçek: 1/1  
Scale: 1/1

SİSTEM DETAYLARI SYSTEM DETAILS



**SİSTEM DETAYLARI SYSTEM DETAILS**



### PROFİL / PROFILE

ADET Pcs	KOD Code	PROFİL TANIMI Description	KESİM ÖLÇÜSÜ Cutting Dimension	KESİM AÇISI Cutting Angle
2	92 SL F01	Düşey Kasa Pr.(Vertical Frame Pr.)	H	45°/45°
2	92 SL F01	Yatay Kasa Pr.(Horizontal Frame Pr.)	L	45°/45°
8	92 SL V01	Düşey Kanat Pr.(Vertical Vent Pr.)	HS = H - 62.2	45°/45°
8	92 SL V01	Yatay Kanat Pr.(Horizontal Vent Pr.)	Sw = L + 90,76 / 4	45°/45°
4	92 SL G04	Kenet Pr. (Hook Pr.)	H - 62.2	90°/90°
1	92 SL A01	Orta Adaptör	Hs - 60	90°/90°

### AKSESUAR / ACCESSORY

ADET Pcs	KOD Code	AKSESUAR TANIMI Description
8	SV.002	Cam Takoğu 4 mm (Glazing Plugs)
8	KT-1010	Köşe Takoğu 24mm (Corner Cleats 24mm)
16	SC-105	Vidalı Köşe Takoğu (Screwed Corner Cleats)
32		45° Kanat Köşe Hizalama (Corner Alignment)
8	SA.010	Çift Ayarlı Rulman (SLIDING CARRIAGE ADJUSTING ROLLER)
2	SE.001	Kasa Alt Tozluk (CENTRAL BOTTOM SEALING)
2	SE.002	Kasa Üst Tozluk (CENTRAL TOP SEALING)

ADET Pcs	KOD Code	AKSESUAR TANIMI Description
4	SV.907	Kenetli Adap.Kap. Alt-Üst (Adapter-Vent Covers Bottom-Top)
4	ST-001	Kanat Stoplama Adaptörü (Sash Stoper Adapter)
2	SV.910	Orta Adaptör Kapağı (Vent Stoper Adapter)
12	SV.913	İspanyolet Yükseltme (Shims For Multipoint Locks)

### FİTİLLER / GASKETS

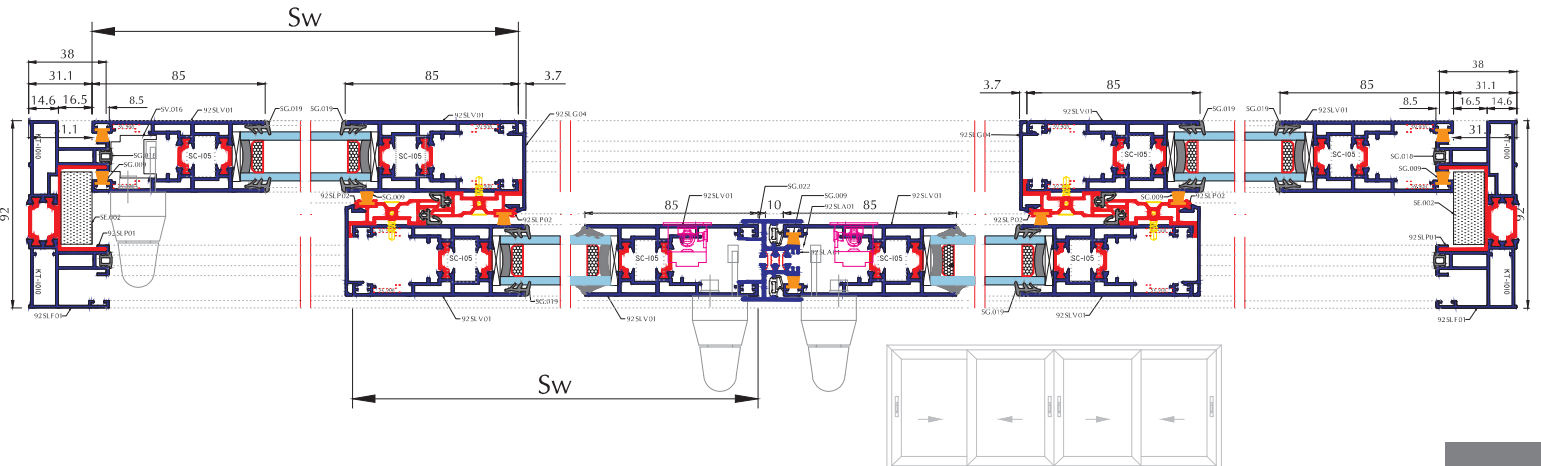
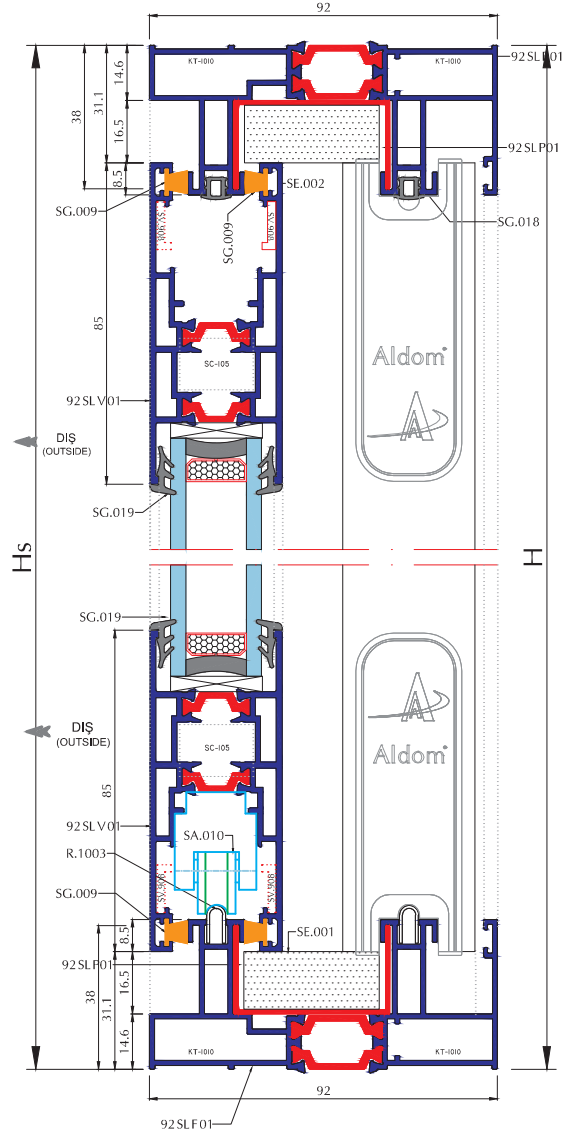
KOD Code	AKSESUAR TANIMI Description	KESİM ÖLÇÜSÜ Cutting Dimension
SG.018	Ray Fitili (Rail Gasket)	4 H + 2 L
SG.019	Cam Fitili (Glass Gasket)	Sw x 16 Adet / Pieces HS x 16 Adet / Pieces
SG.024	Kenet Fitili (Glass Gasket)	Hs x 4 Adet / Pieces
SG.022	Orta Fitil (Center Gasket)	Hs x 2 Adet / Pieces
SG.009	Fırça Fitil (Sealing Brush)	16 Sw + 10 Hs
SG.020	Fırça Fitil (Sealing Brush)	2 L + 2 H

### FİTİLLER / GASKETS

KOD Code	AKSESUAR TANIMI Description	KESİM ÖLÇÜSÜ Cutting Dimension
R.1003	Çelik Ray (Steel Rail)	L - 80 mm 2 Adet / Pieces
92 SL P01	Merkezi Kanal Fitili (Central Channel)	L - 29.2 mm 2 Adet / Pieces H - 29.2 mm 2 Adet / Pieces
92 SL P02	Pvc Kenet Profili (Pvc Hook Profile)	Hs x 4 Adet / Pieces

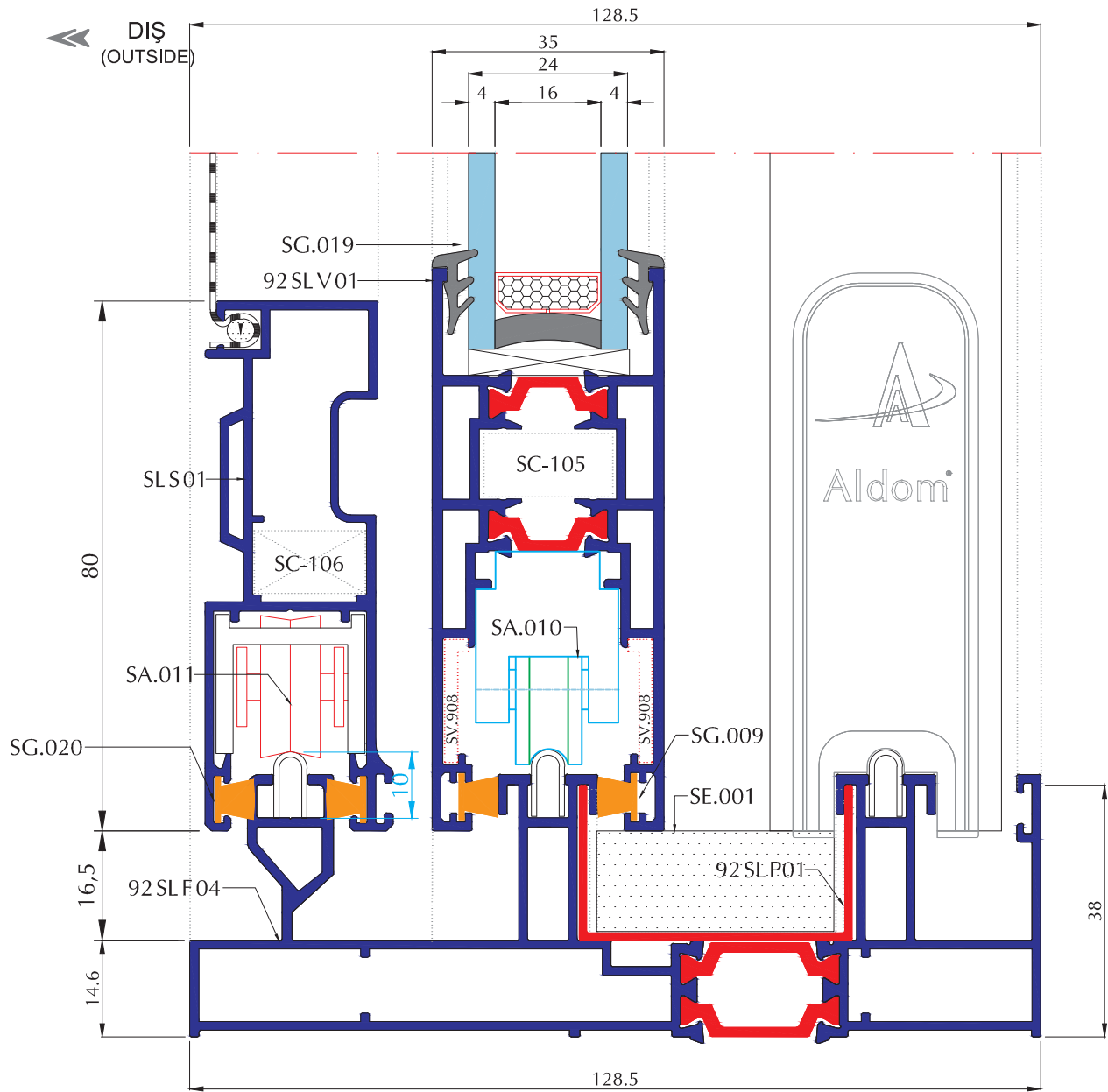
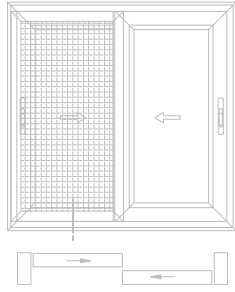
Tahliye tapası 500mm'de bir.  
Draining slot at every 500mm

Cam kesim ölçüsü (Glass Cutting Size)  
Düşey Kanat (Vertical Sash) = H-207,8mm  
Yatay Kanat (Horizontal Sash) = L/4 - 123mm



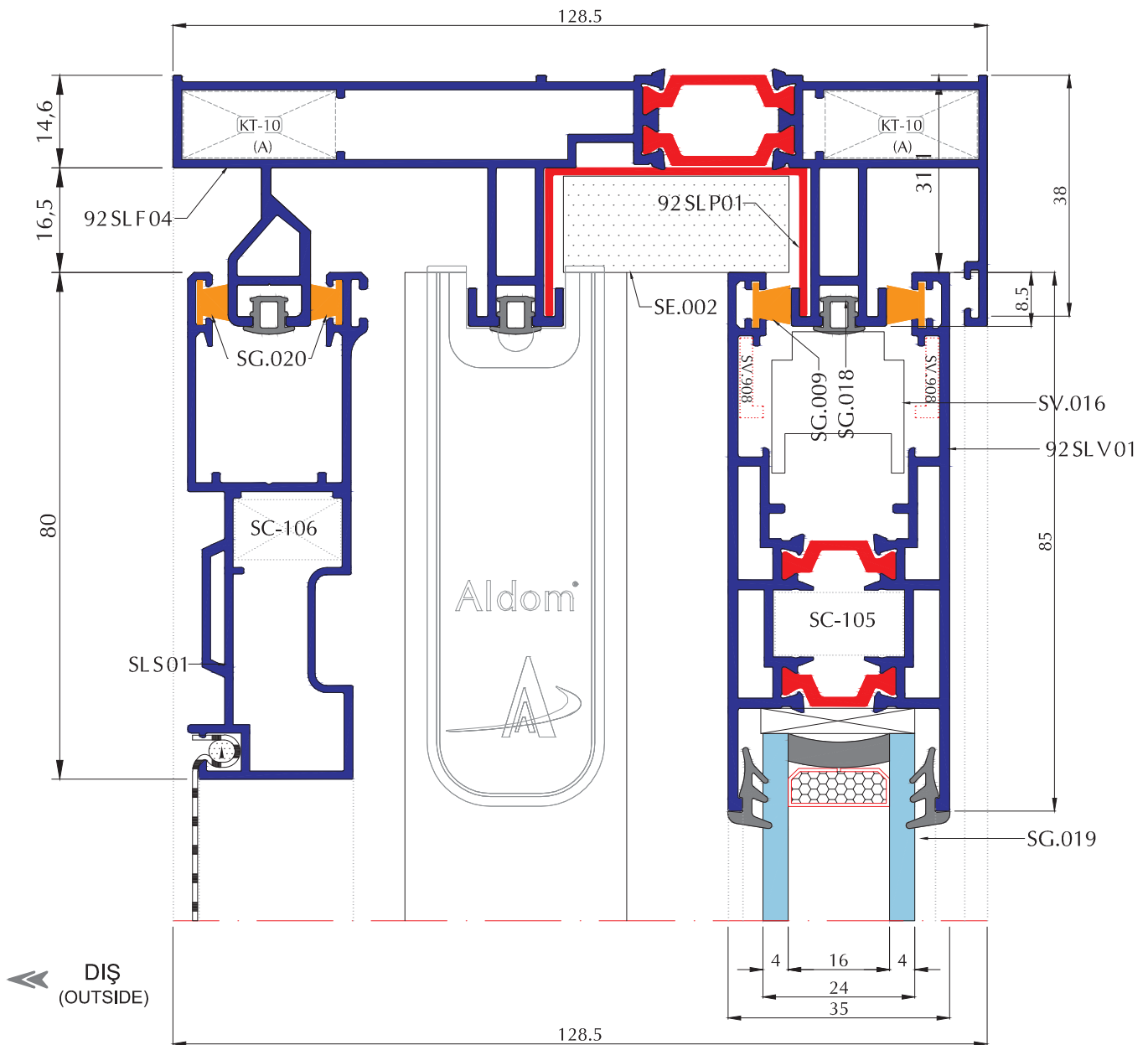
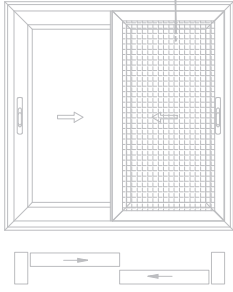
45° Klasik Sürme / 45° Classic Slide

SİSTEM DETAYLARI SYSTEM DETAILS

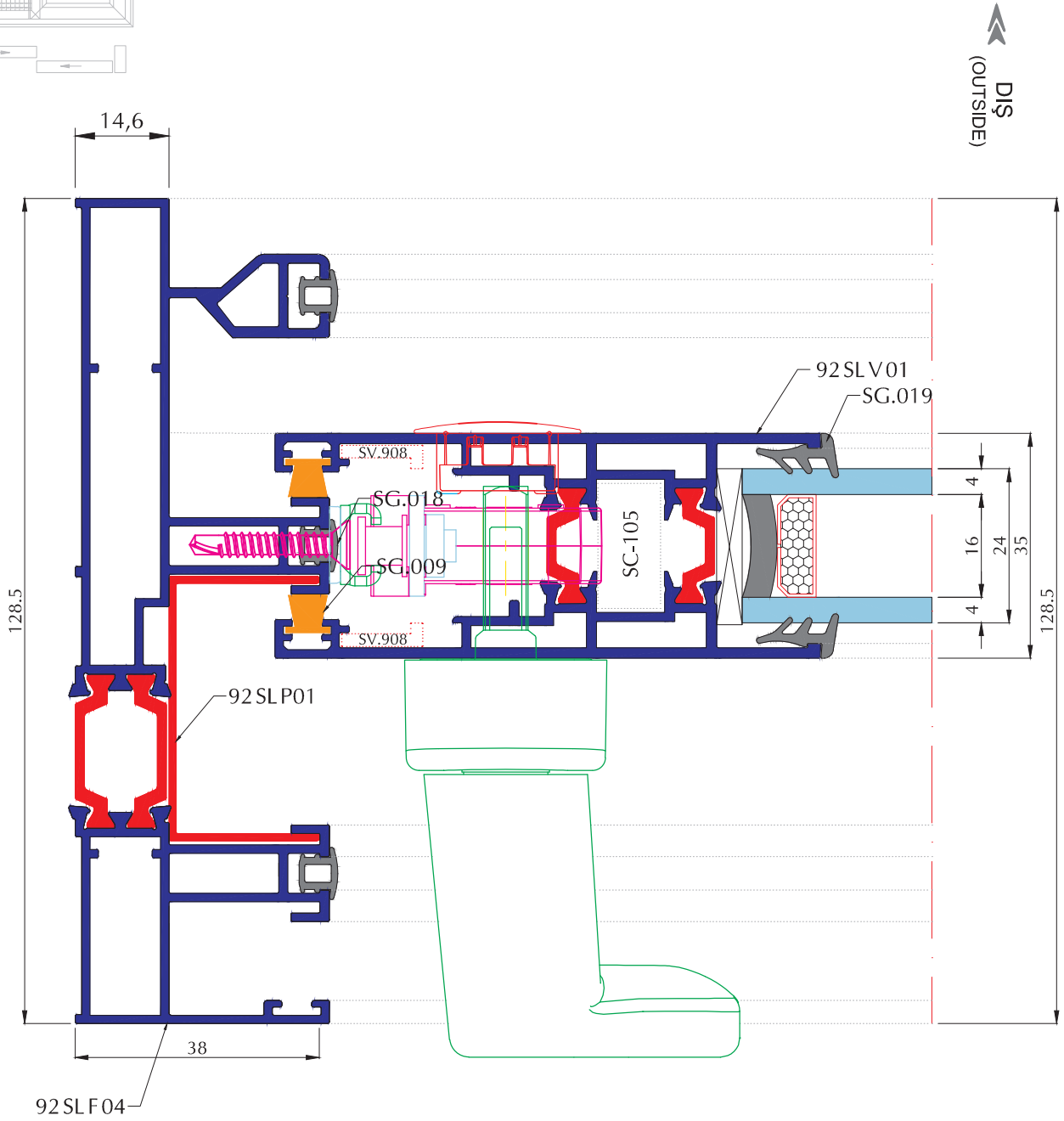
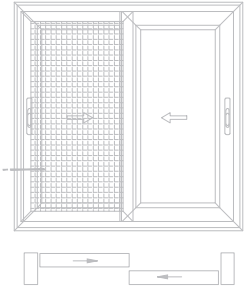


Ölçek: 1/1  
Scale: 1/1

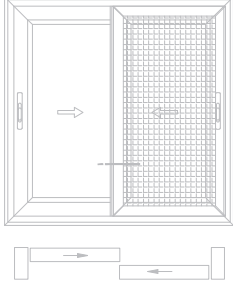
**SİSTEM DETAYLARI SYSTEM DETAILS**



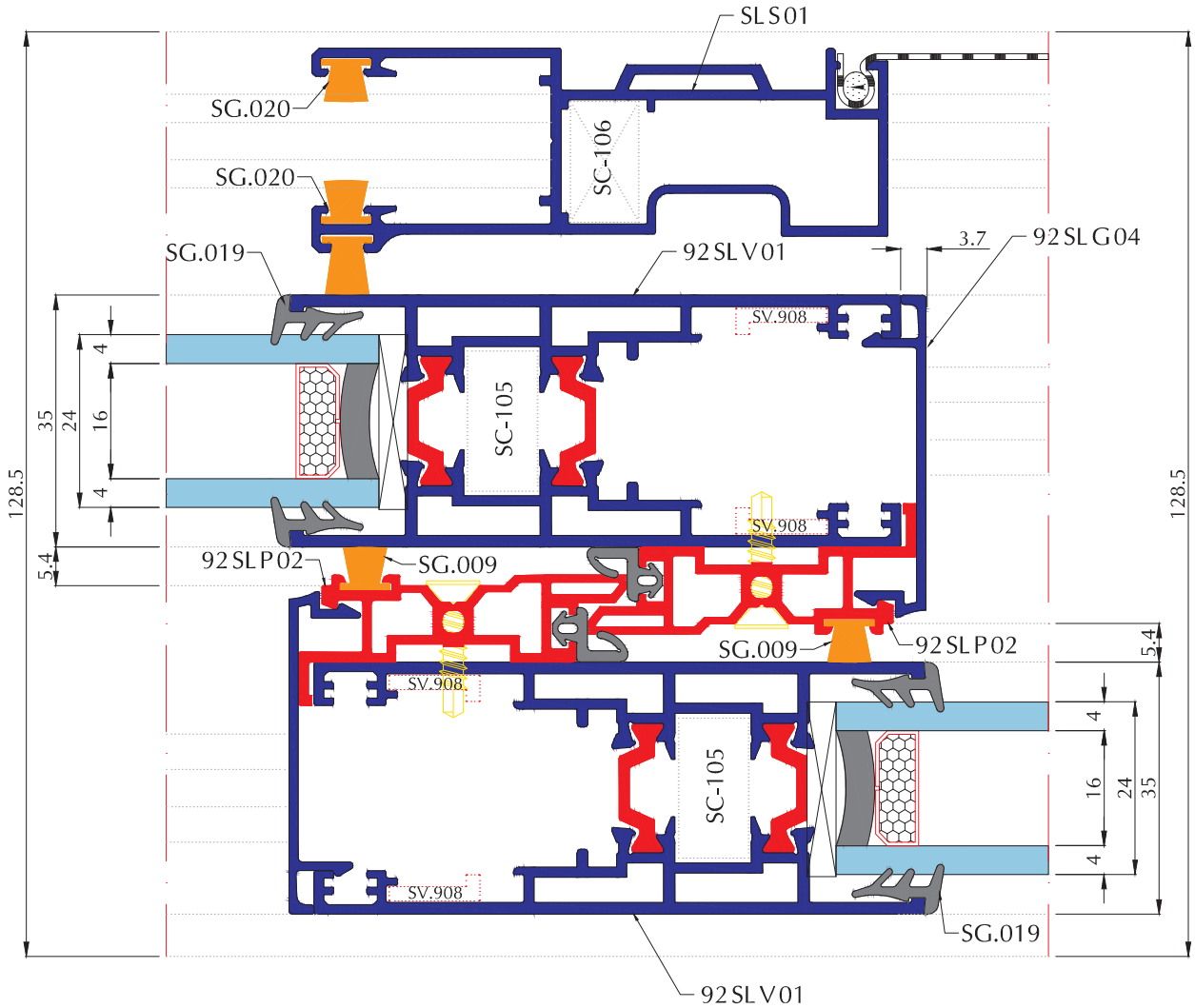
SİSTEM DETAYLARI SYSTEM DETAILS



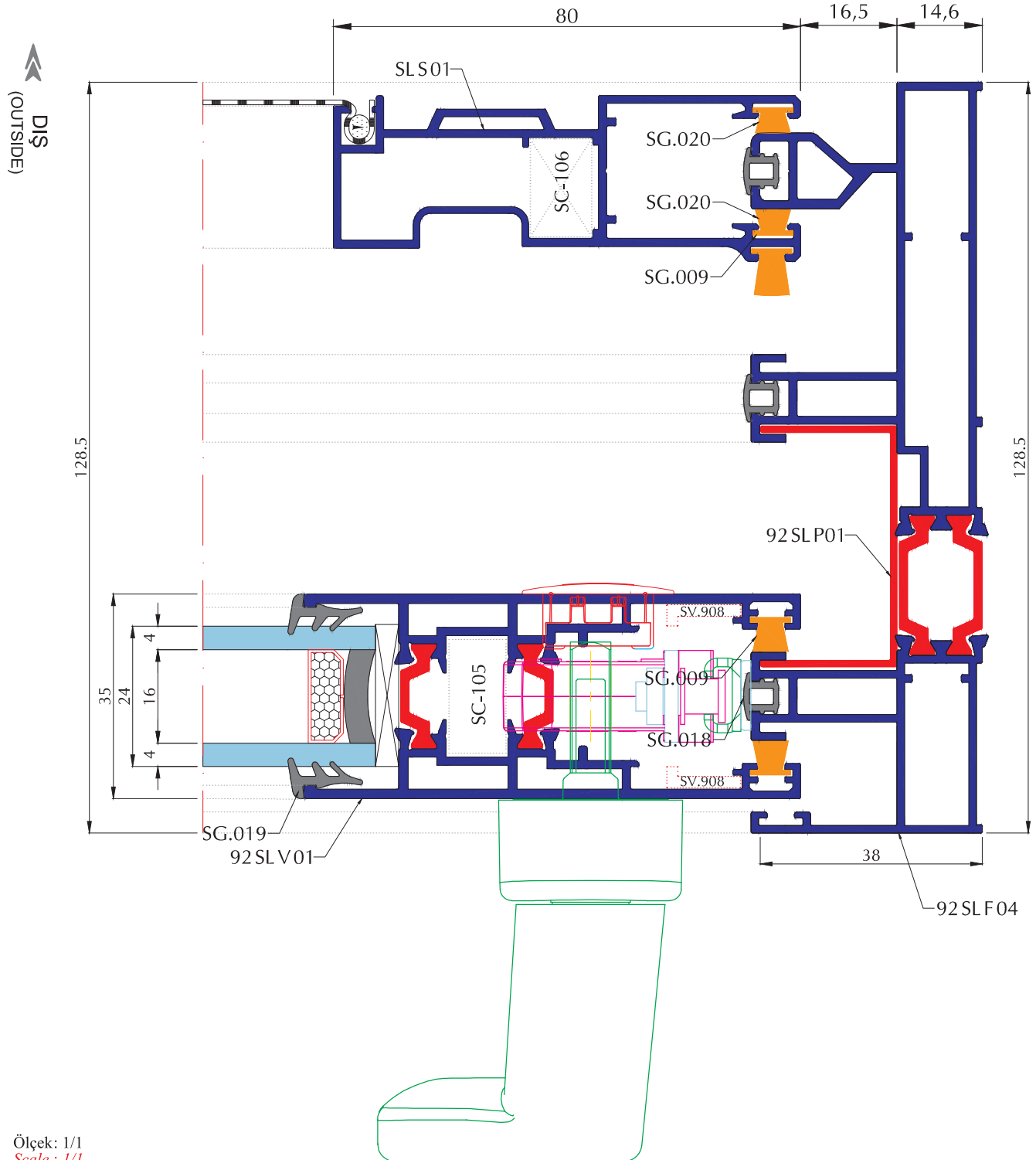
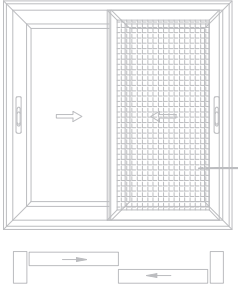
SİSTEM DETAYLARI SYSTEM DETAILS



↑  
DİŞ  
(OUTSIDE)



SİSTEM DETAYLARI SYSTEM DETAILS



Ölçek: 1/1  
Scale: 1/1

### PROFİL / PROFILE

ADET Pcs	KOD Code	PROFİL TANIMI Description	KESİM ÖLÇÜSÜ Cutting Dimension	KESİM AÇISI Cutting Angle
2	92 SL F01	Düşey Kasa Pr.(Vertical Frame Pr.)	H	45°/45°
2	92 SL F01	Yatay Kasa Pr.(Horizontal Frame Pr.)	L	45°/45°
4	92 SL V01	Düşey Kanat Pr.(Vertical Vent Pr.)	HS = H - 62.2	45°/45°
4	92 SL V01	Yatay Kanat Pr.(Horizontal Vent Pr.)	Sw = L / 2 + 9,65	45°/45°
2	SL S 01	Sineklik Kanat Pr.(Fly Screen Vent Pr.)	Sw = L / 2 + 10	45°/45°
2	SL S 01	Sineklik Kanat Pr.(Fly Screen Vent Pr.)	HS = H - 62.2	90°/90°
2	92 SL G04	Kenet Pr. (Hook Pr.)	H - 62.2	

### AKSESUAR / ACCESSORY

ADET Pcs	KOD Code	AKSESUAR TANIMI Description	ADET Pcs	KOD Code	AKSESUAR TANIMI Description
4	SV.002	Cam Takozu 4 mm (Glazing Plugs)	1	SE.001	Kasa Alt Tozluk (CENTRAL BOTTOM SEALING)
8	KT-1010	Köşe Takozu (24 mm) (Corner Cleats - 24mm )	1	SE.002	Kasa Üst Tozluk (CENTRAL TOP SEALING)
4	SC-106	Köşe Takozu (16,7 mm) (Corner Cleats - 16,7mm )	2	SV-907	Kenetli Adap.Kap. (Adapter-Vent Covers)
8	SC-105	Vidalı Köşe Takozu (Screwed Corner Cleats)	4	ST-001	Kanat Stoplama Adaptörü (Vent Stoper Adapter)
16		45° Kanat Köşe Hizalama (Corner Alignment)	4	ST-002	Sineklik Stoper (Fly Screen Stoper )
4	SA.010	Çift Ayarlı Rulman (SLIDING CARRIAGE ADJUSTING ROLLER)	8	SV.913	İspanyolet Yükseltme (Shims For Multipoint Locks )
2	SA.011	Sineklik Ayarlı Rulman (FLY SCREEN CARRIAGE ADJUSTING ROLLER)			

### FİTİLLER / GASKETS

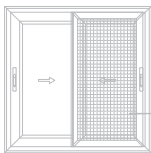
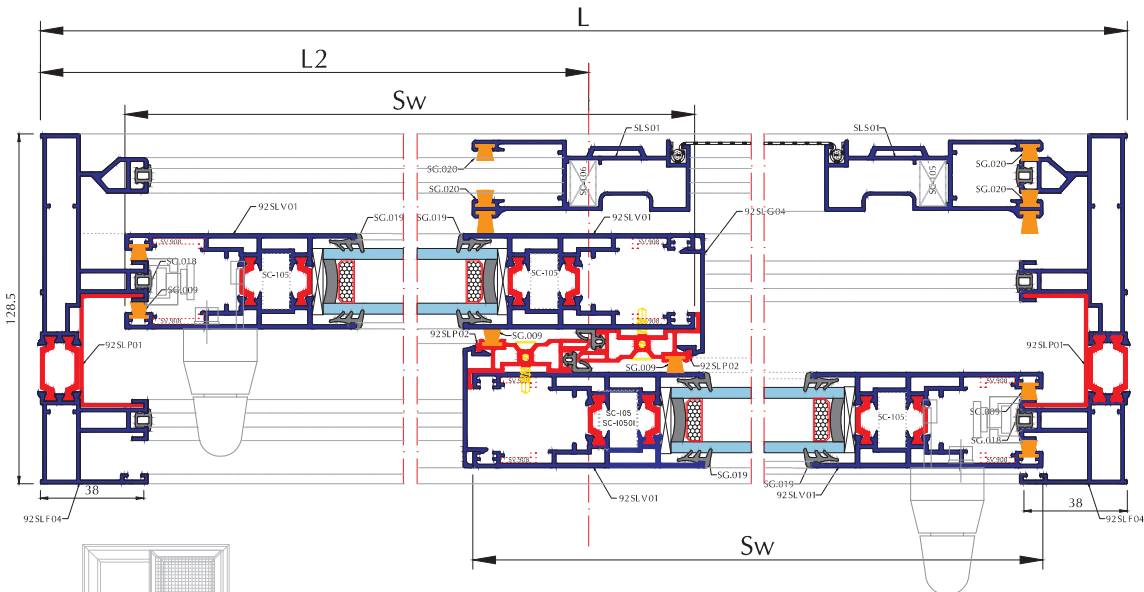
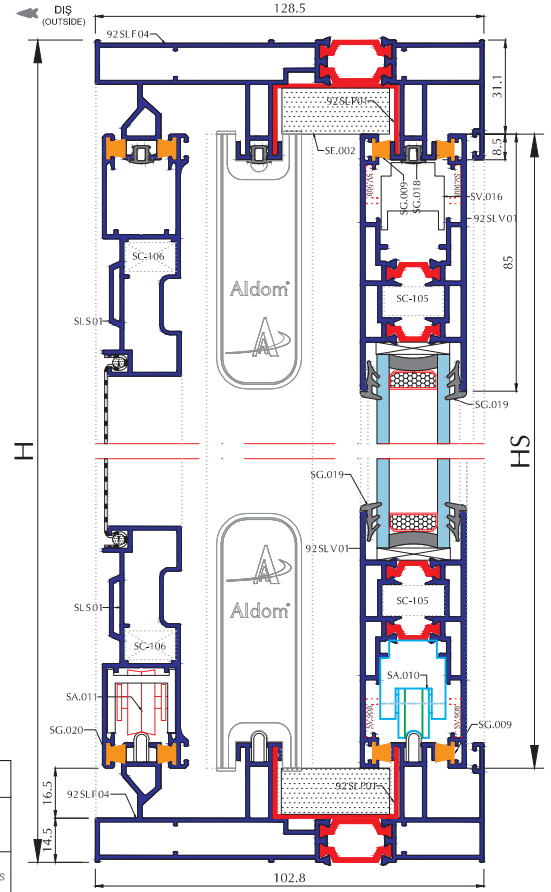
KOD Code	AKSESUAR TANIMI Description	KESİM ÖLÇÜSÜ Cutting Dimension
SG.018	Ray Fıtlı (Rail Gasket)	6 H + 3 L
SG.019	Cam Fıtlı (Glass Gasket)	Sw - 170 mm 8 Adet / Pieces HS - 170 mm 6 Adet / Pieces
SG.009	Fırça Fıtlı (Sealing Brush)	4 Sw + 6 Hs
SG.020	Fırça Fıtlı (Sealing Brush)	4L + 4 H
R.1003	Çelik Ray (Steel Rail)	L - 80 mm 2 Adet / Pieces

### FİTİLLER / GASKETS

KOD Code	AKSESUAR TANIMI Description	KESİM ÖLÇÜSÜ Cutting Dimension
SG.019	Merkezi Kanal Fıtlı (Central Channel)	L - 29,2 mm 2 Adet / Pieces H - 29,2 mm 2 Adet / Pieces
92 SL P02	Pvc Kenet Profili (Pvc Hook Profile)	Hs x 2 Adet / Pieces

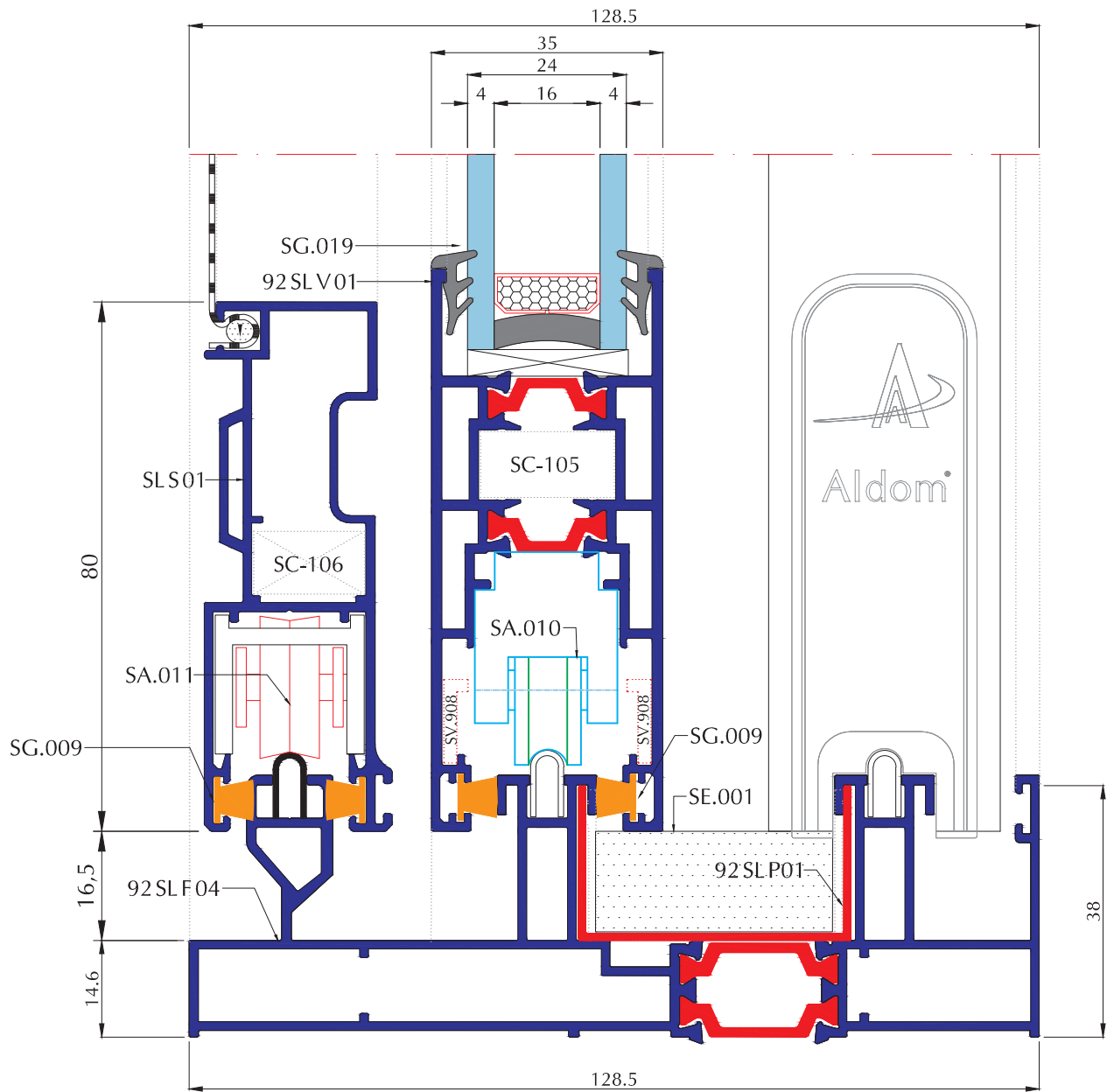
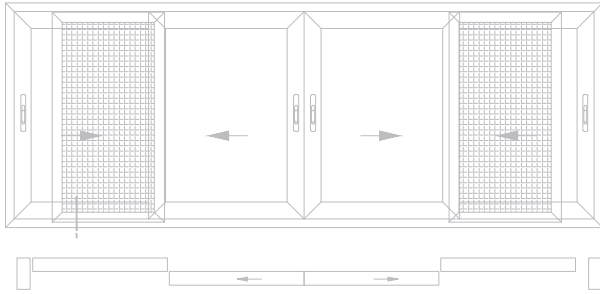
Tahliye tapası 500mm'de bir,  
Draining slot at every 500mm

Cam kesim ölçüsü (Glass Cutting Size)  
Düşey (Vertical) = H-207.8mm  
Yatay (Horizontal) = L/2 - 136mm



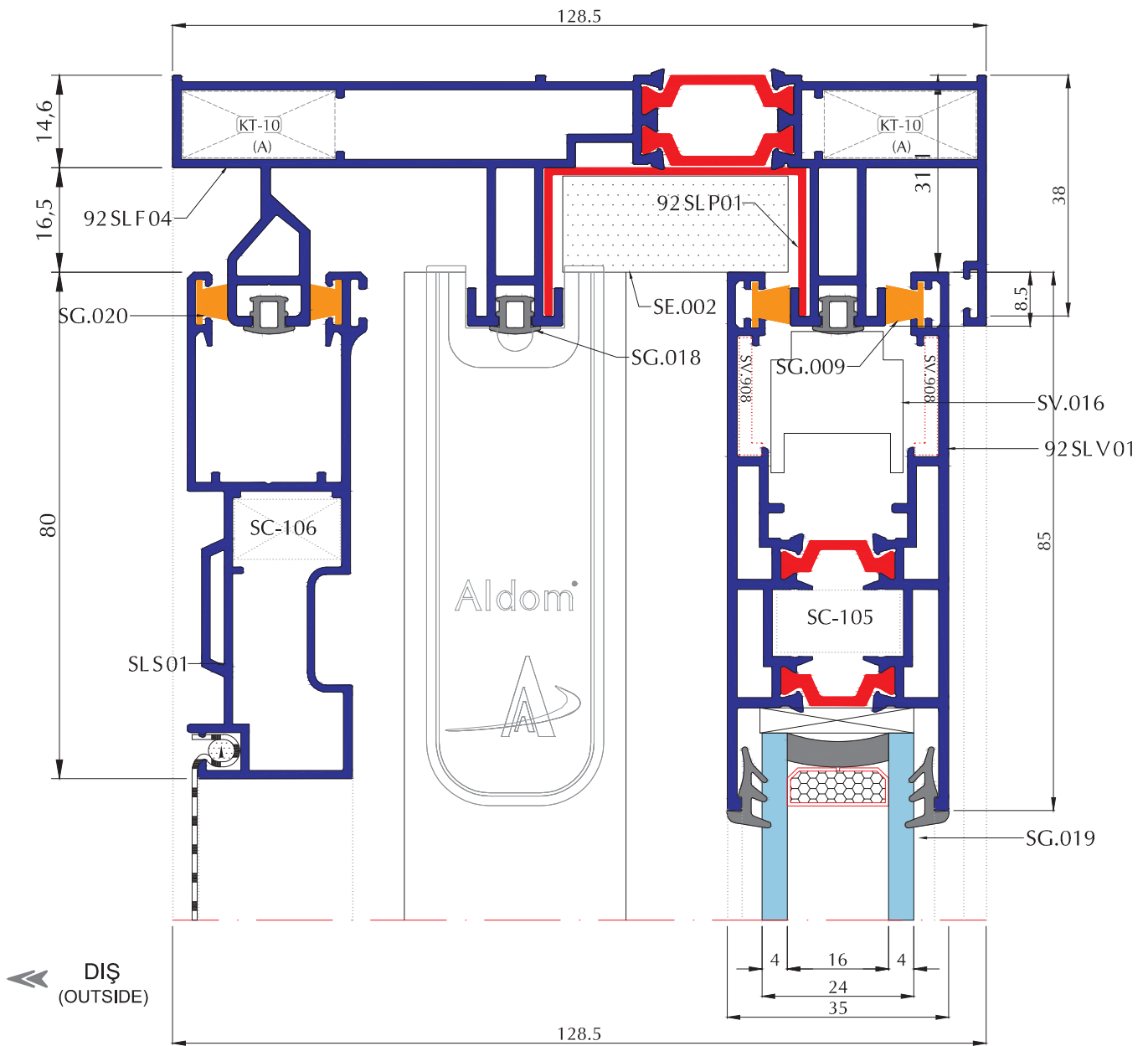
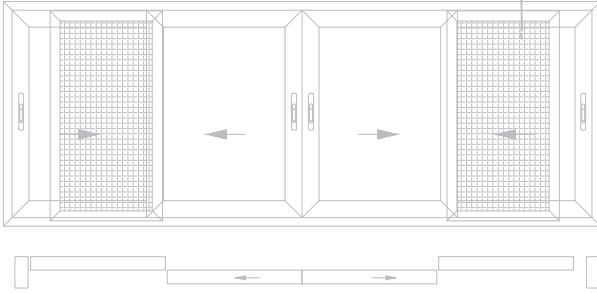
45° Klasik Sürme / 45° Classic Slide

**SİSTEM DETAYLARI SYSTEM DETAILS**

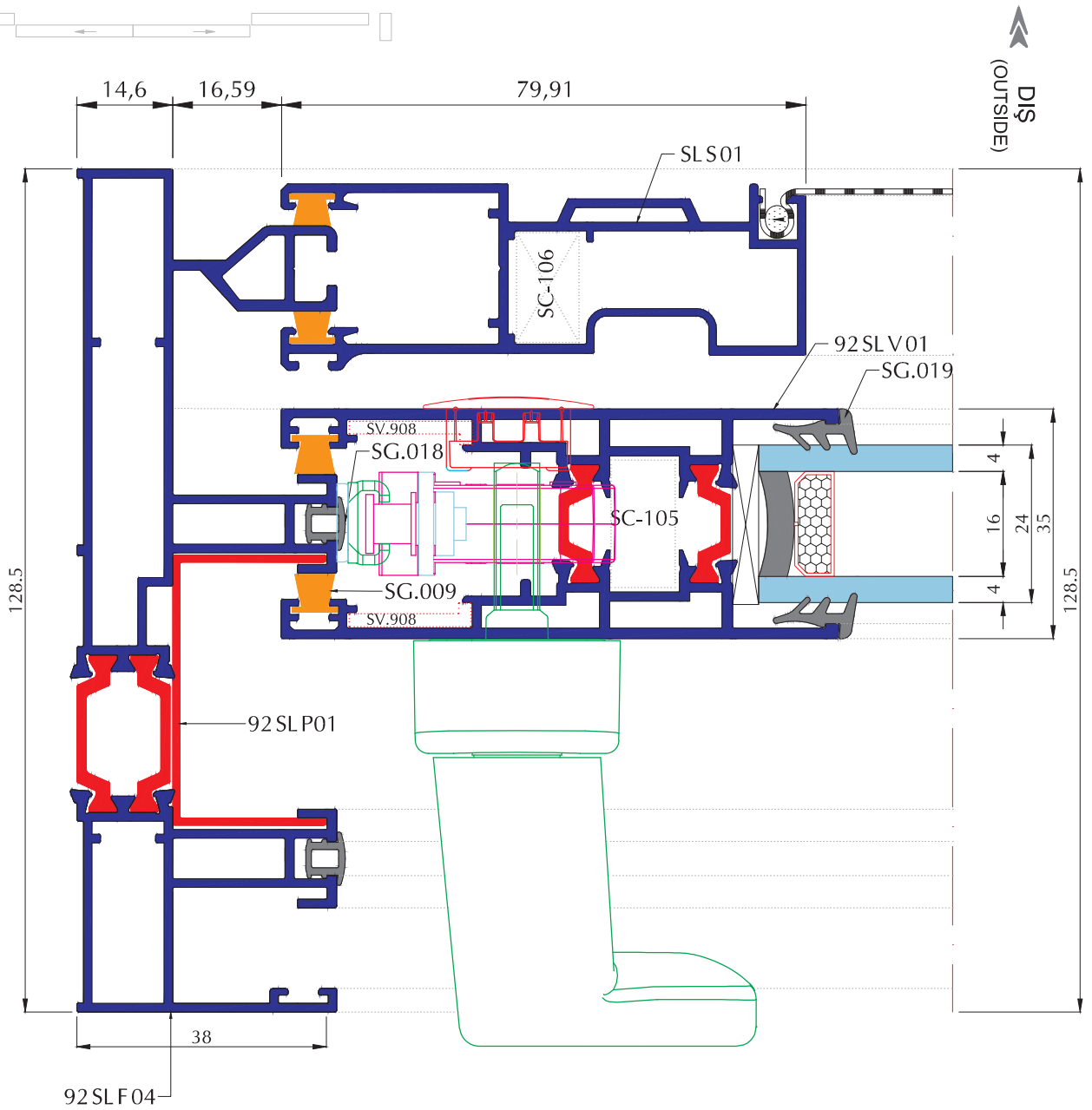
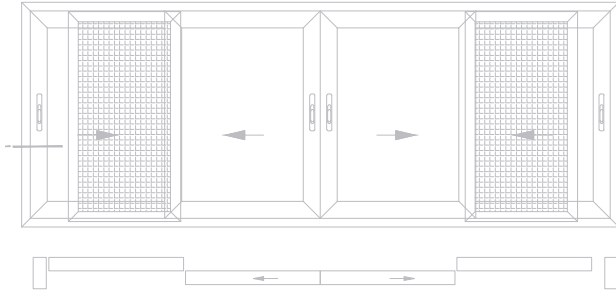


Ölçek: 1/1  
Scale: 1/1

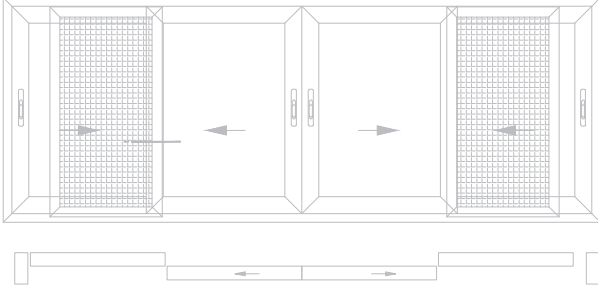
SİSTEM DETAYLARI SYSTEM DETAILS



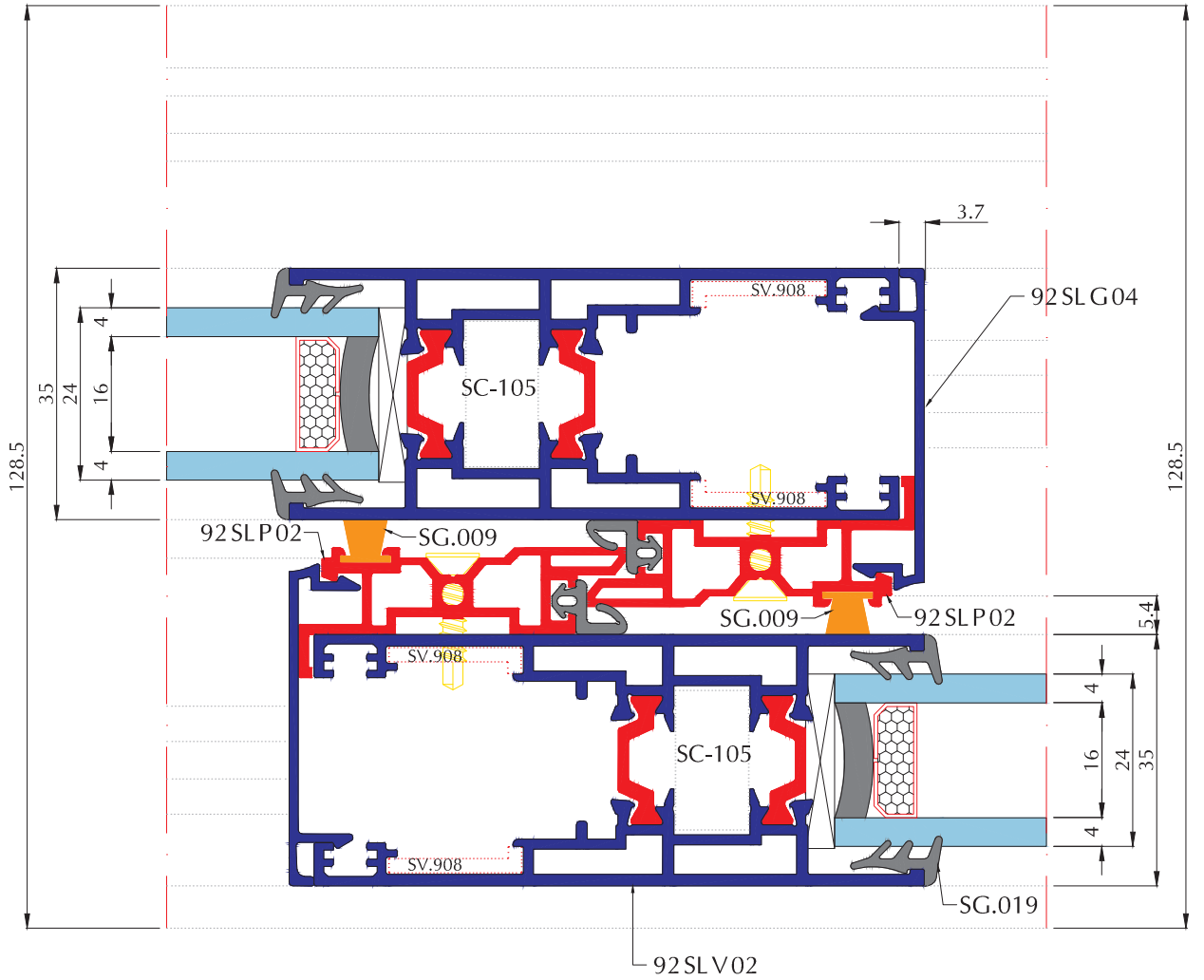
SİSTEM DETAYLARI SYSTEM DETAILS



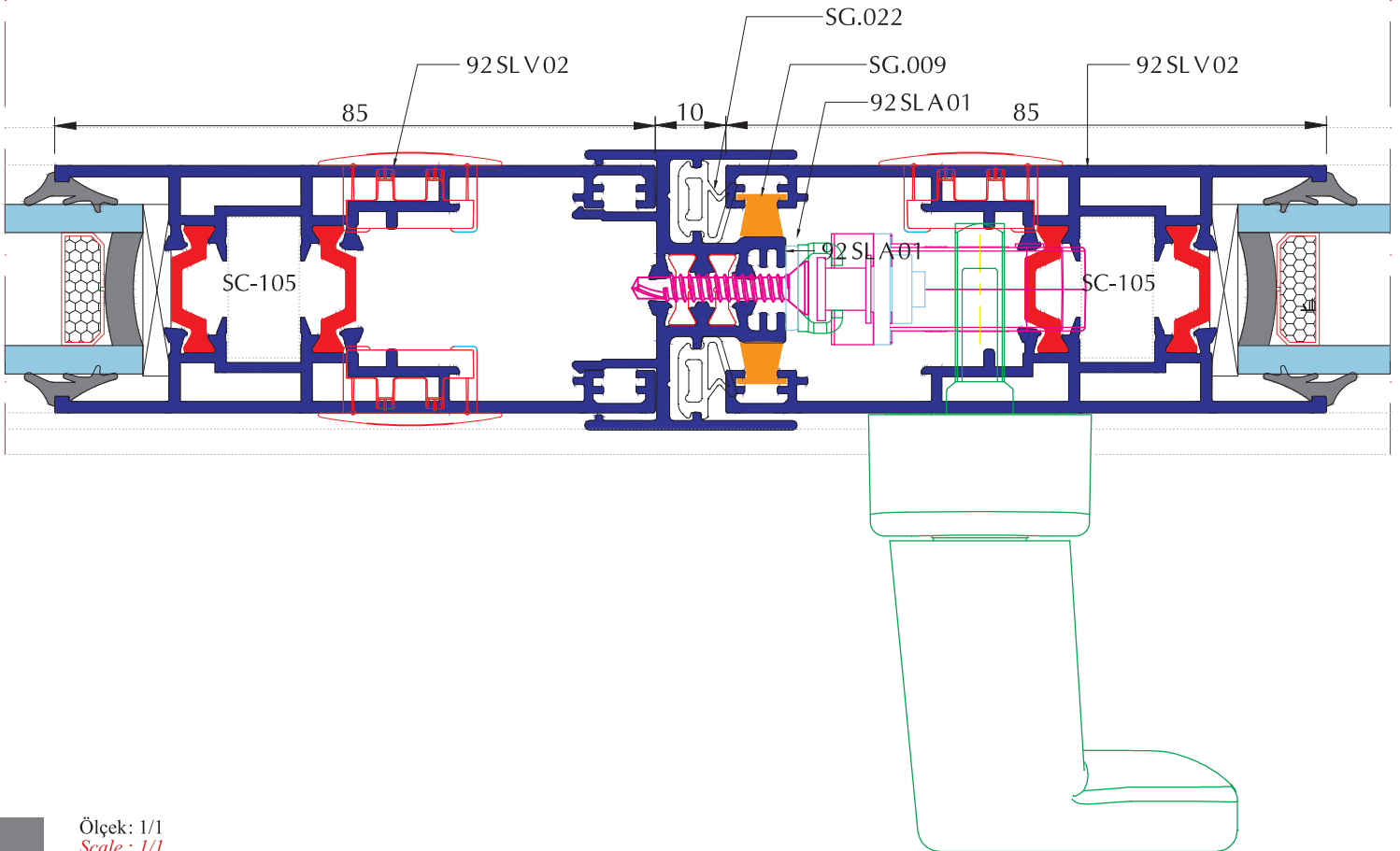
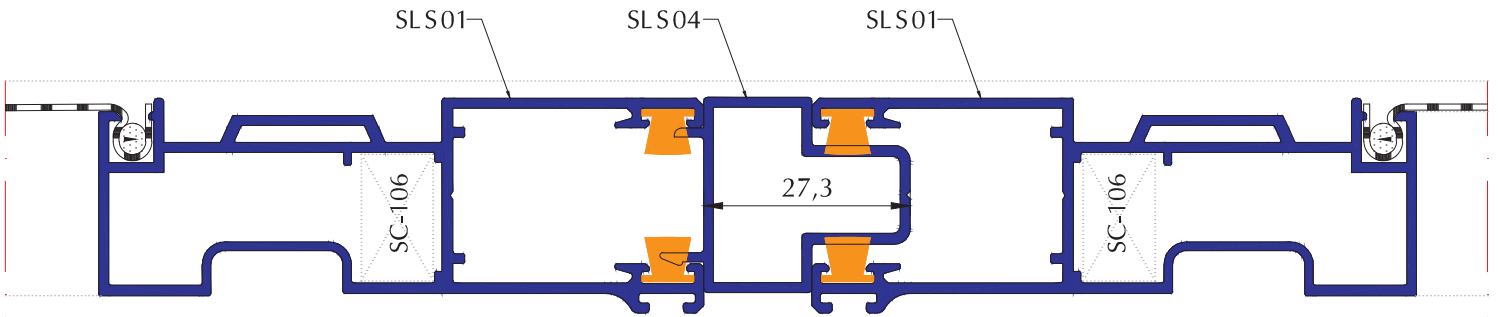
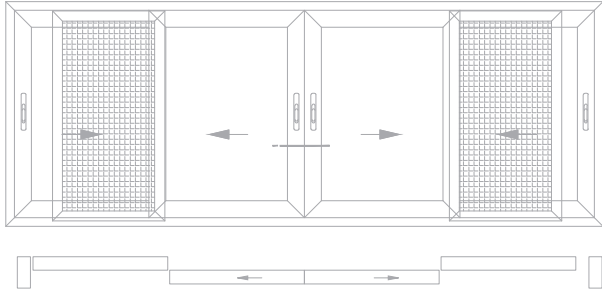
SİSTEM DETAYLARI SYSTEM DETAILS



DIŞ  
(OUTSIDE)

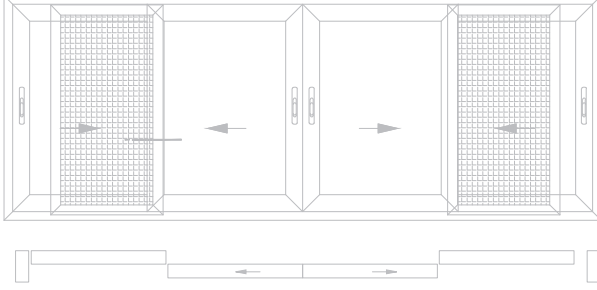


SİSTEM DETAYLARI SYSTEM DETAILS

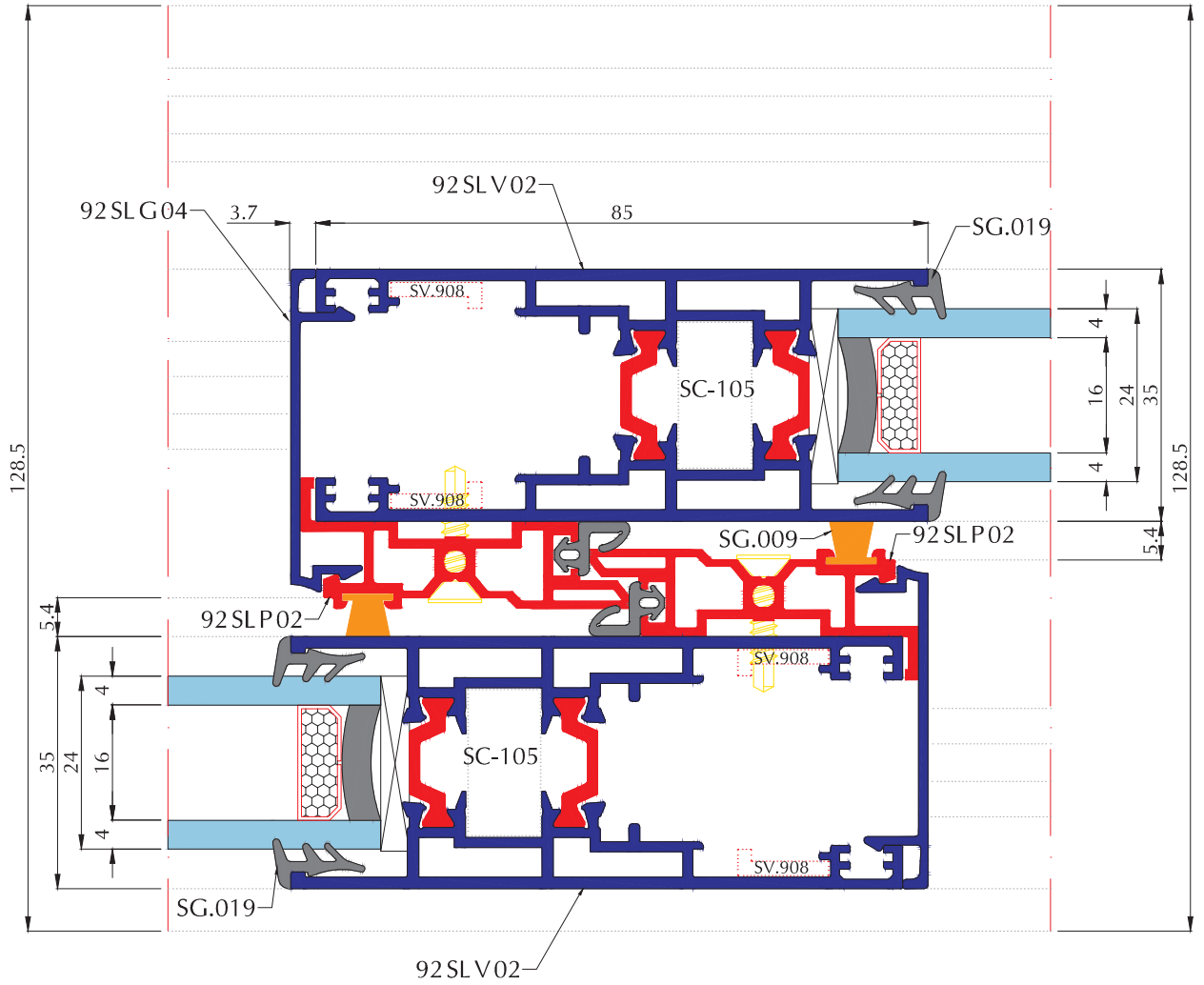


Ölçek: 1/1  
Scale: 1/1

**SİSTEM DETAYLARI SYSTEM DETAILS**

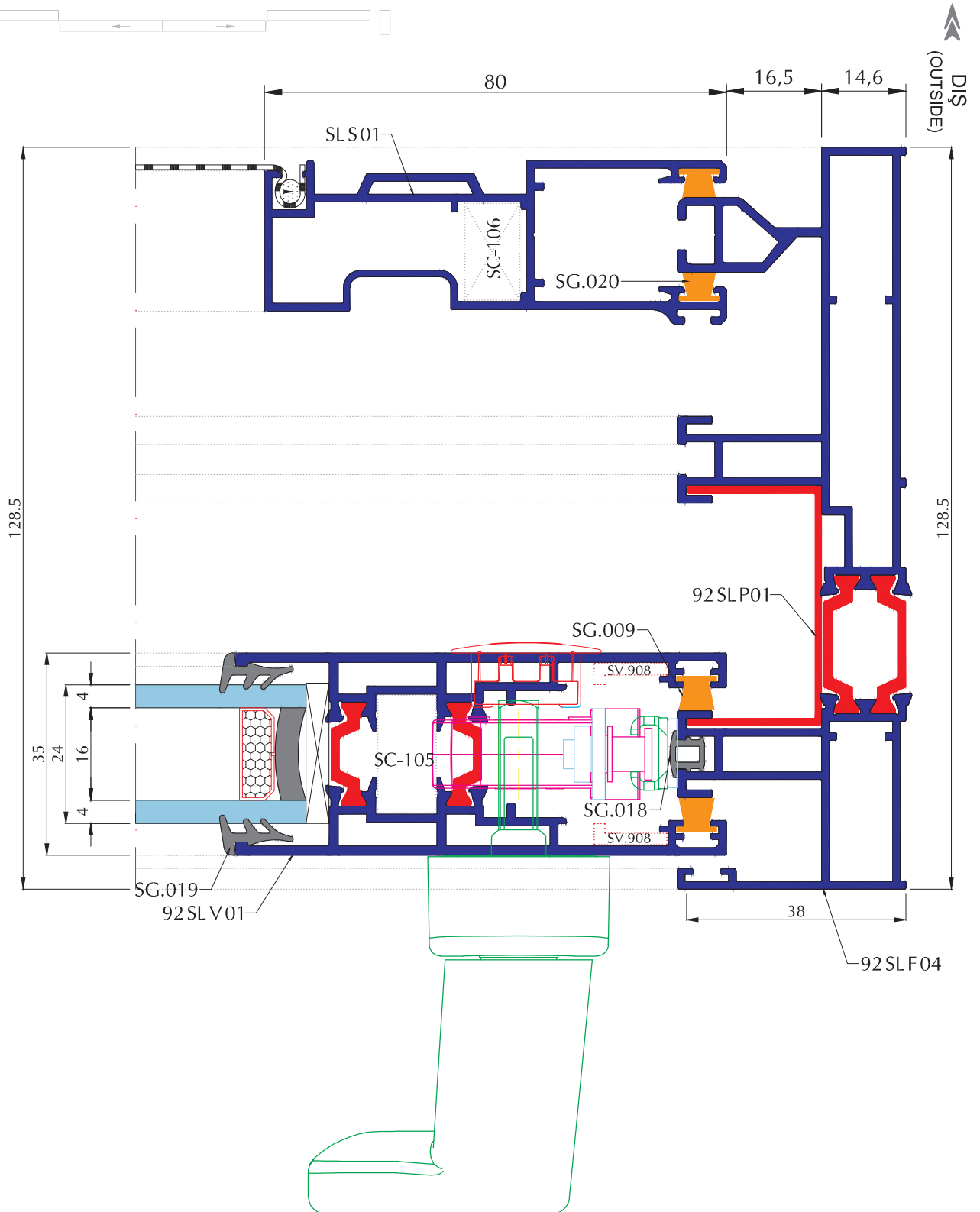
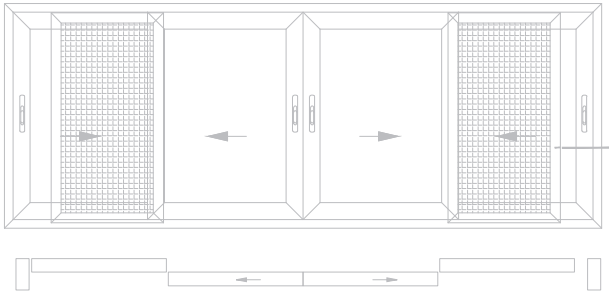


DIŞ  
(OUTSIDE)



Ölçek: 1/1  
Scale: 1/1

SİSTEM DETAYLARI SYSTEM DETAILS



### PROFİL / PROFILE

ADET Pcs	KOD Code	PROFİL TANIMI Description	KESİM ÖLÇÜSÜ Cutting Dimension	KESİM AÇISI Cutting Angle
2	92 SL F01	Düşey Kasa Pr.(Vertical Frame Pr.)	H	45°/45°
2	92 SL F01	Yatay Kasa Pr.(Horizontal Frame Pr.)	L	45°/45°
8	92 SL V01	Düşey Kanat Pr.(Vertical Vent Pr.)	HS = H - 62.2	45°/45°
8	92 SL V01	Yatay Kanat Pr.(Horizontal Vent Pr.)	Sw = L + 90,76 / 4	45°/45°
4	92 SL G04	Kenet Pr. (Hook Pr.)	H - 62.2	90°/90°
1	92 SL A01	Orta Adaptör	Hs - 60	90°/90°
2	SL S 01	Sineklik Kanat Pr.(Fly Screen Vent Pr.)	Sw = L / 4 + 24	45°/45°
2	SL S 01	Sineklik Kanat Pr.(Fly Screen Vent Pr.)	HS = H - 62.2	45°/45°
1	SL S 04	Sineklik Adaptör Pr.(Fly Screen Adapter Pr.)	HS = H - 62.2	90°/90°

### AKSESUAR / ACCESSORY

ADET Pcs	KOD Code	AKSESUAR TANIMI Description
8	SV.002	Cam Takozu 4 mm (Glazing Plugs)
8	KT-1014	Köşe Takozu (24 mm) (Corner Cleats - 19,8mm )
16	SC-105	Vidalı Köşe Takozu (Screwed Corner Cleats)
32		45° Kanat Köşe Hizalama (Corner Alignment)
8	SA.010	Çift Ayarlı Rulman (SLIDING CARRIAGE ADJUSTING ROLLER)
4	SA.011	Sineklik Ayarlı Rulman (FLY SCREEN CARRIAGE ADJUSTING ROLLER)

ADET Pcs	KOD Code	AKSESUAR TANIMI Description
4	SV.907	Kenetli Adap.Kap. Alt-Üst (Adapter-Vent Covers Bottom-Top)
4	ST-001	Kanat Stoplama Adaptörü (Sash Stoper Adapter)
2	SV.910	Orta Adaptör Kapağı (Vent Stoper Adapter)
12	SV.913	İspanyolet Yükseltme (Shims For Multipoint Locks)

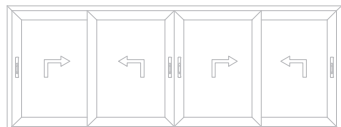
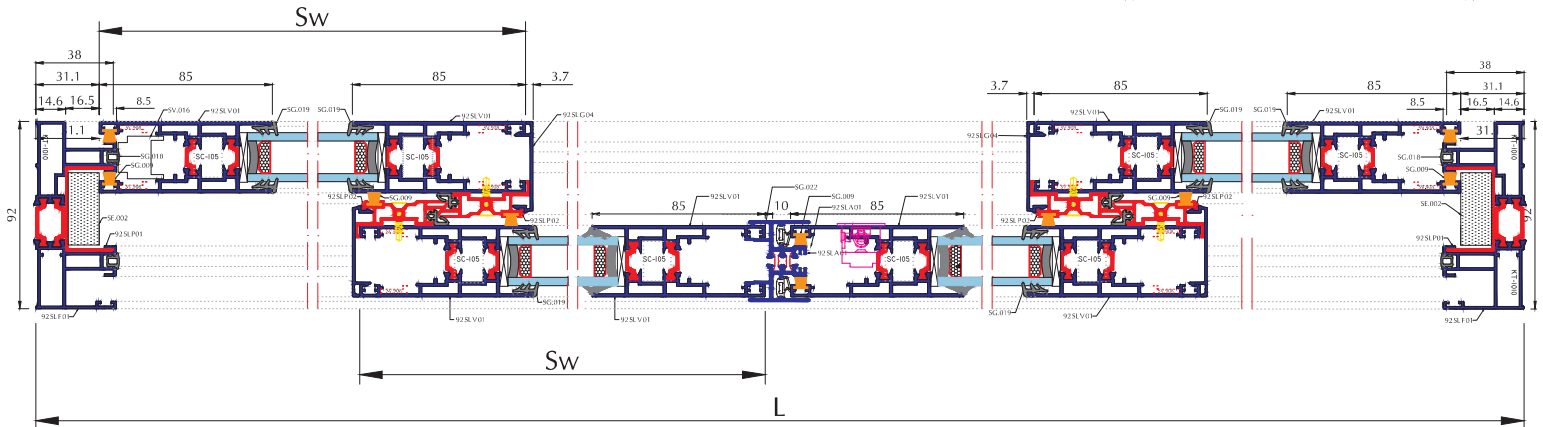
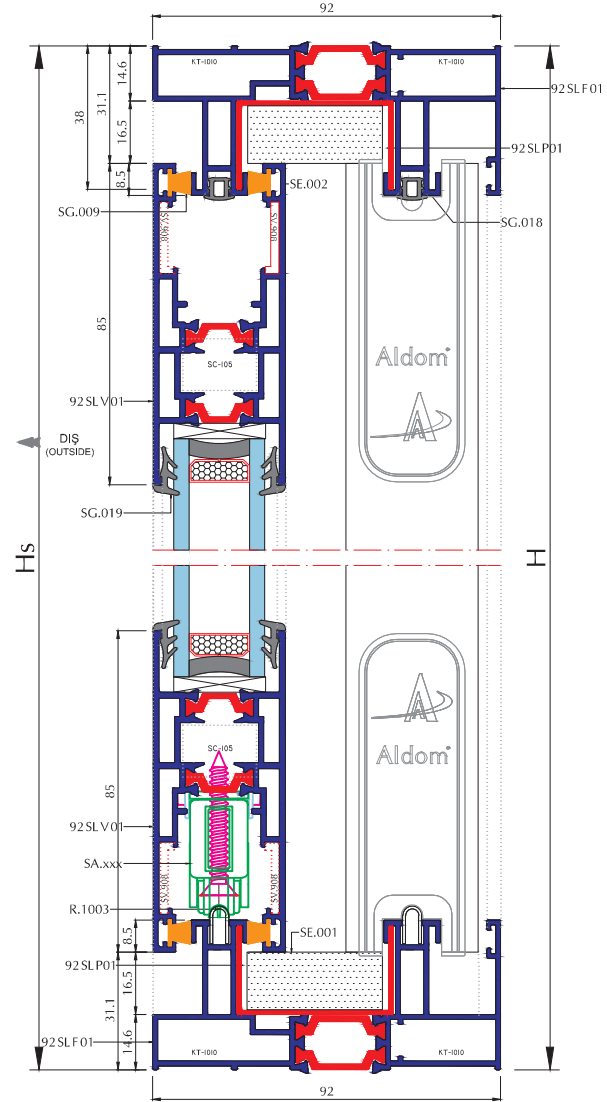
### FİTİLLER / GASKETS

KOD Code	AKSESUAR TANIMI Description	KESİM ÖLÇÜSÜ Cutting Dimension
SG.018	Ray Fıtlı (Rail Gasket)	4 H + 2 L
SG.019	Cam Fıtlı (Glass Gasket)	Sw x 16 Adet / Pieces HS x 16 Adet / Pieces
SG.024	Kenet Fıtlı (Glass Gasket)	Hs x 4 Adet / Pieces
SG.022	Orta Fıtlı (Center Gasket)	Hs x 2 Adet / Pieces
SG.009	Fırça Fıtlı (Sealing Brush)	16 Sw + 10 Hs
R.1003	Çelik Ray (Steel Rail)	L - 80 mm 2 Adet / Pieces

### FİTİLLER / GASKETS

KOD Code	AKSESUAR TANIMI Description	KESİM ÖLÇÜSÜ Cutting Dimension
SG.019	Merkezi Kanal Fıtlı (Central Channel)	L - 29,2 mm 2 Adet / Pieces H - 29,2 mm 2 Adet / Pieces
92 SL P02	Pvc Kenet Profili (Pvc Hook Profile)	Hs x 2 Adet / Pieces
SV.912	Sallantı Engelleyici (Pvc Hook Profile)	8 Adet / Pieces

Tahliye tapası 500mm'de bir.  
Drainingslot at every 500mm  
Cam kesim ölçüsü (Glass Cutting Size)  
Düşey Kanat (Vertical Sash) = H-207,8mm  
Yatay Kanat (Horizontal Sash) = L/4 - 123mm



45° Kaldır-Sür/45° Lift and Slide

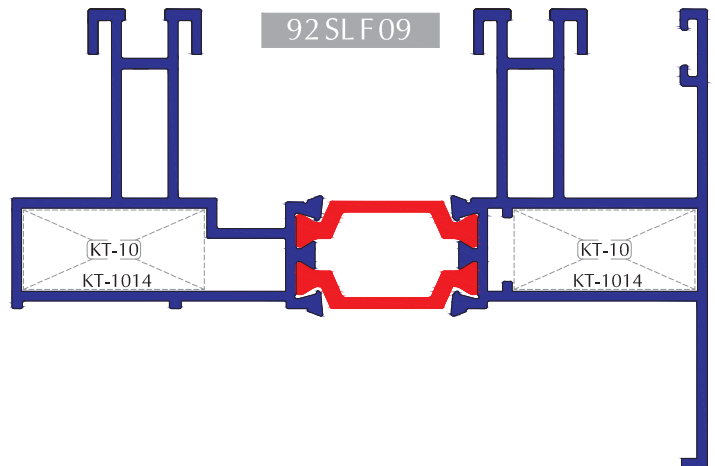
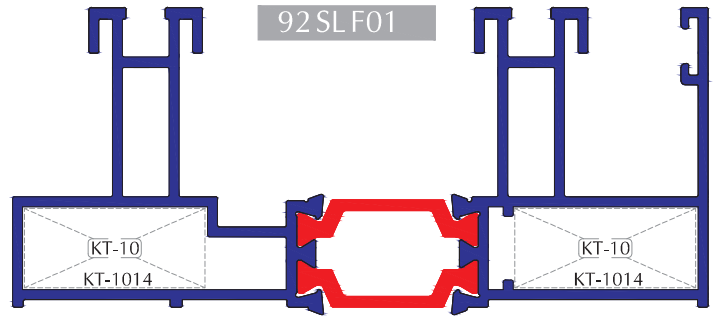
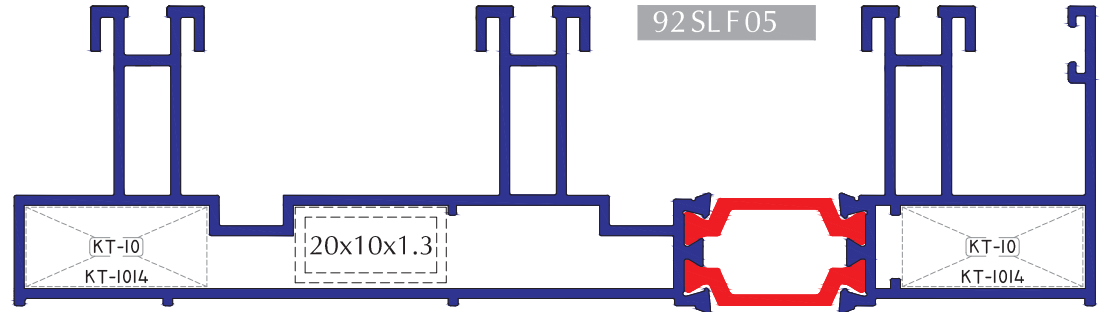
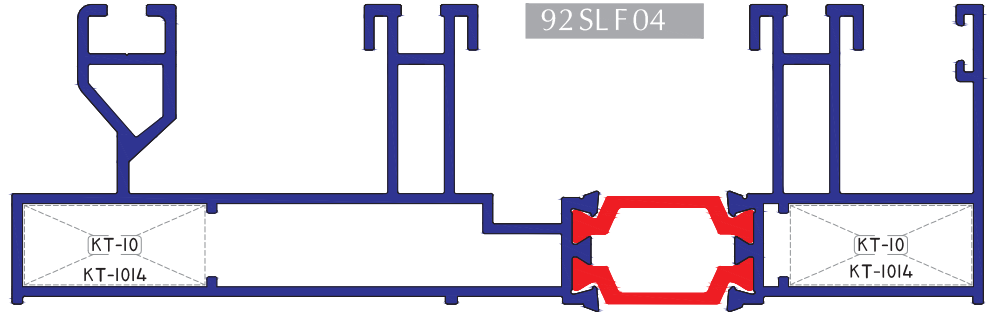
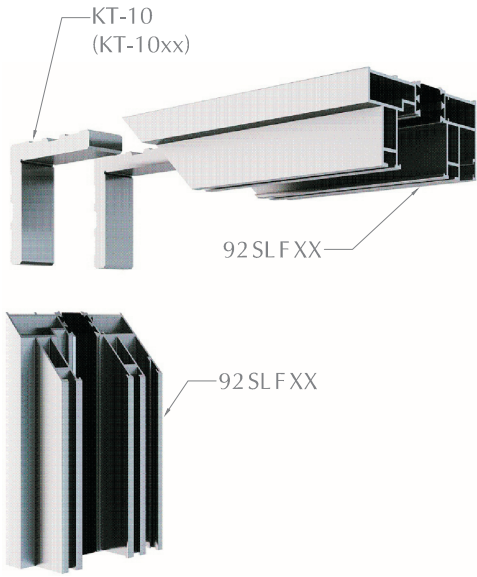
Ölçek: 1/1  
Scale: 1/1

KÖŞE TAKOZU CLEATS

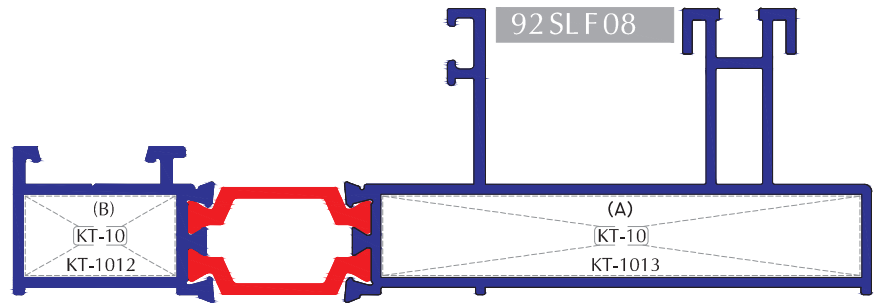
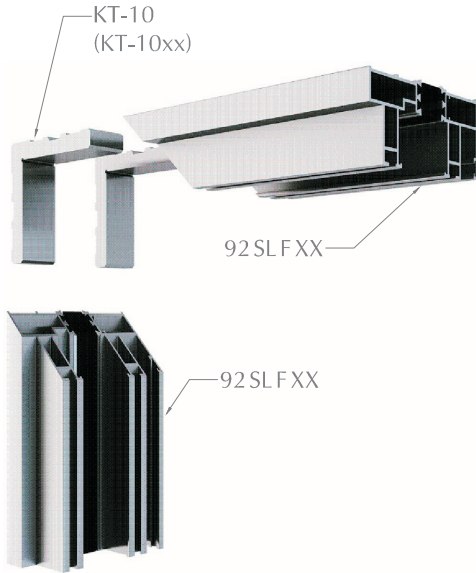
KÖŞETAKOZU / CLEATS

ÜRÜNÇİZİMİ DRAWING	SİSTEMKODU SYSTEM CODE	MALZEME MATERIAL	kg/mt
	KT-10	PRES	3,395 kg/mt
	CE3011	PRES	4,785 kg/mt

KÖŞE TAKOZU CLEATS

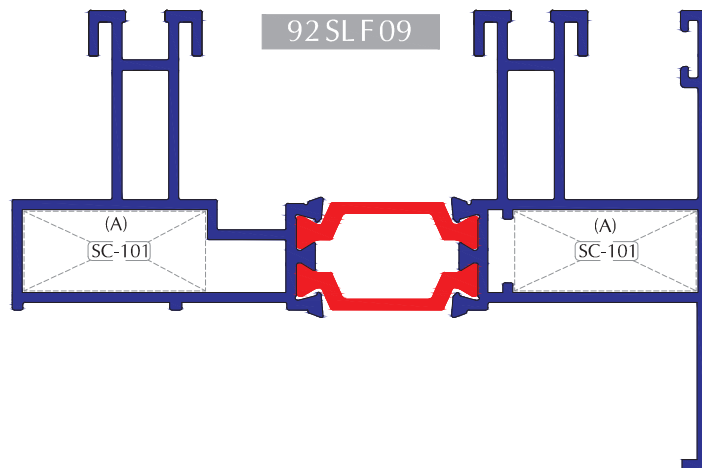
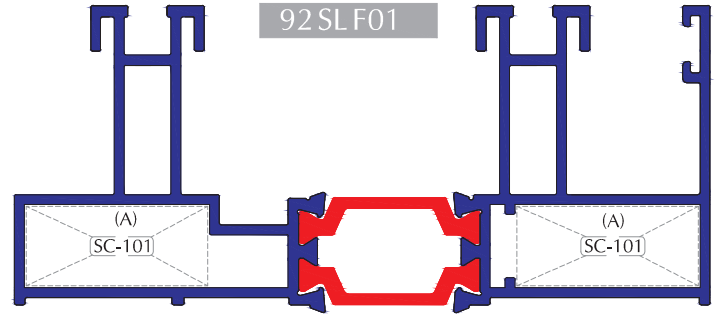
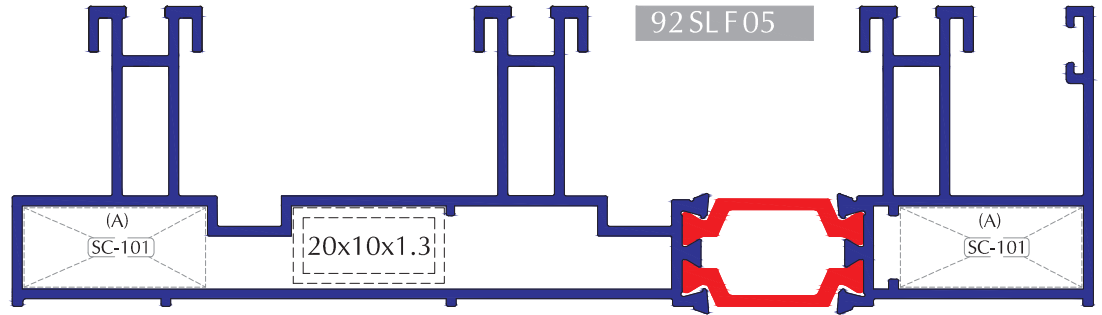
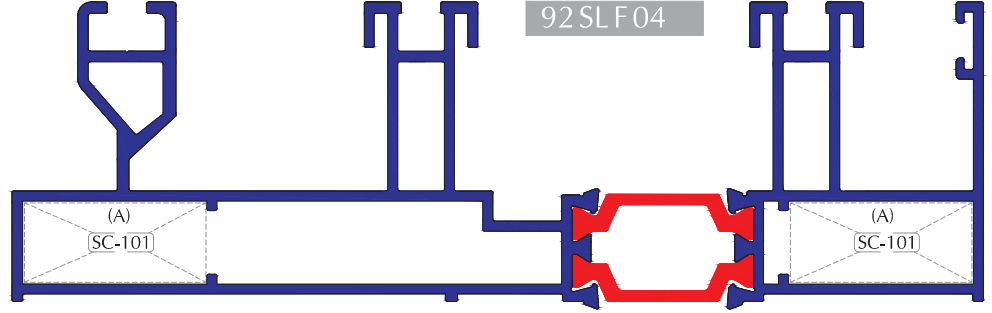


KÖŞE TAKOZU CLEATS



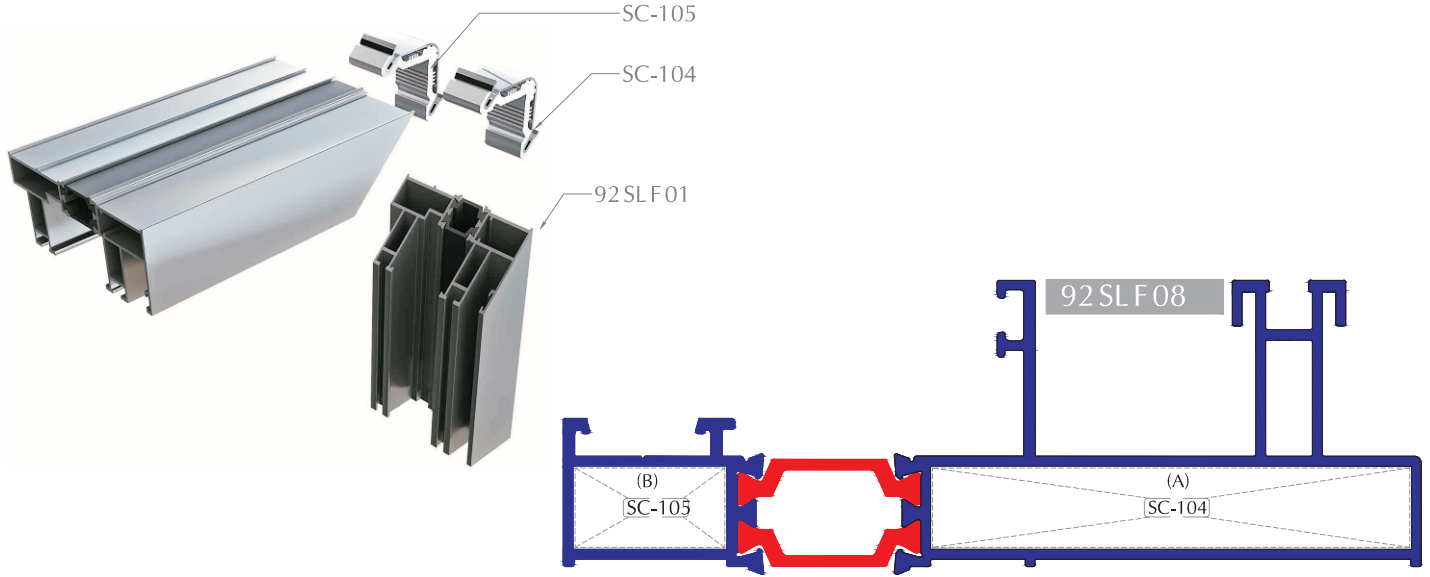
Profil Kod	Kesim Ölçüsü A	Boy Sipariş Kodu	Parça Sipariş Kodu	Kesim Ölçüsü B	Boy Sipariş Kodu	Parça Sipariş Kodu
92SLF01 92SLF04 92SLF05 92SLF09	24 mm	KT10	KT-1014	-	-	-
92SLF08	63,1 mm	KT10	KT-1013	19,8 mm	KT10	KT-1012

ALYANLI KÖŞE TAKOZU SCREWED CORNER CLEATS

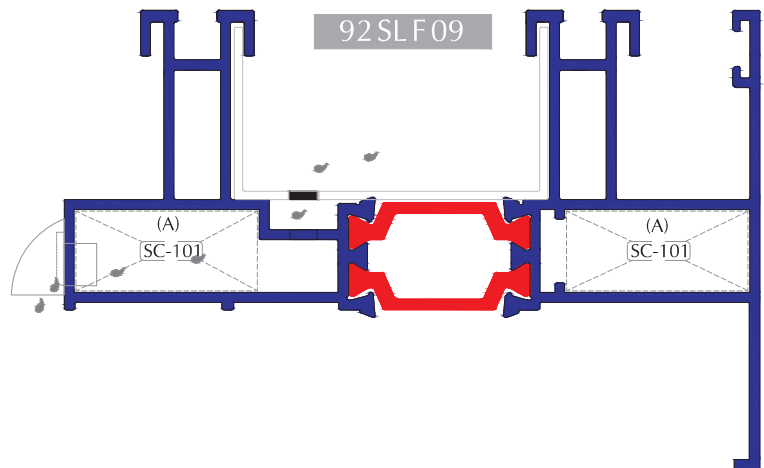
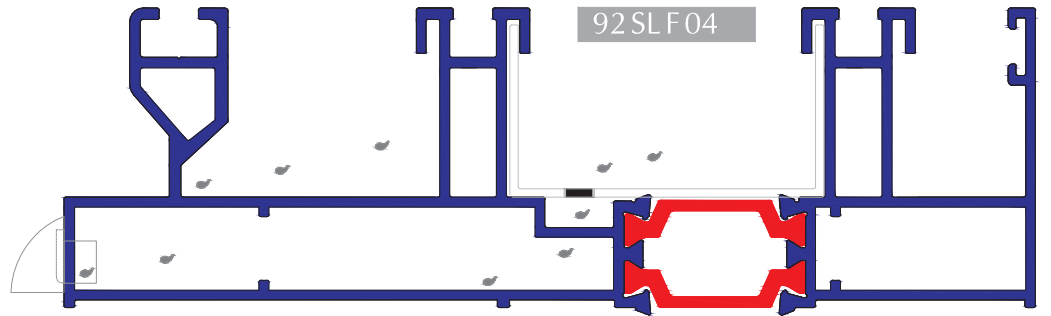
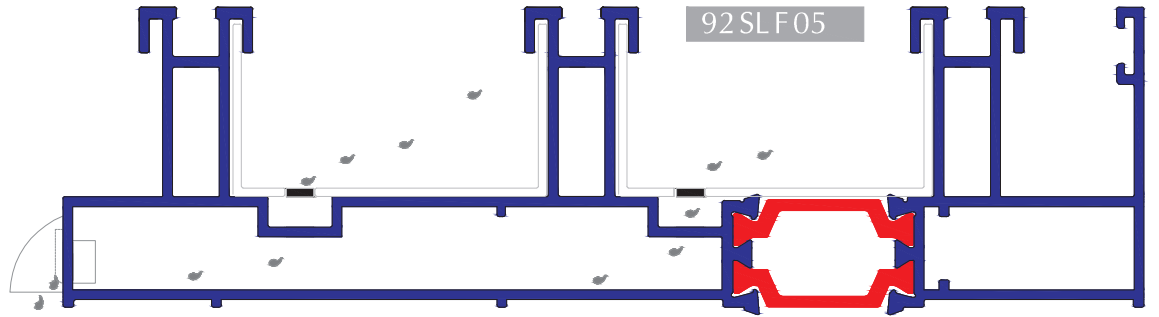
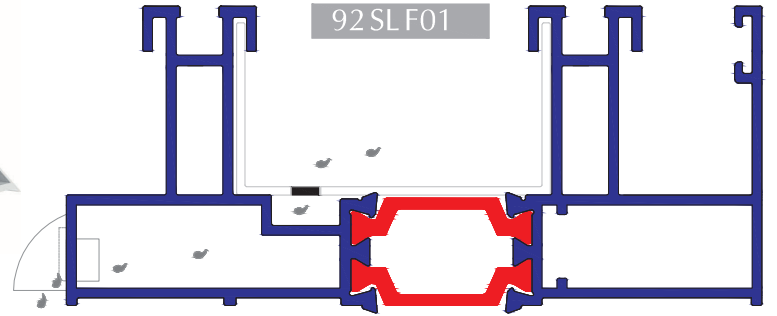
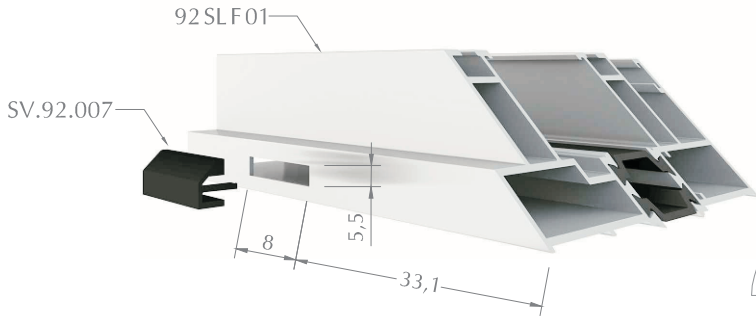


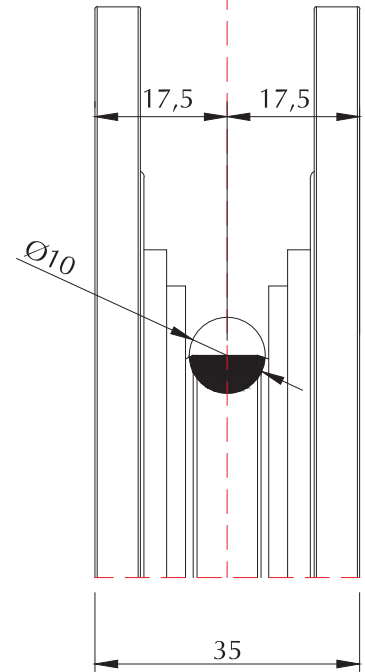
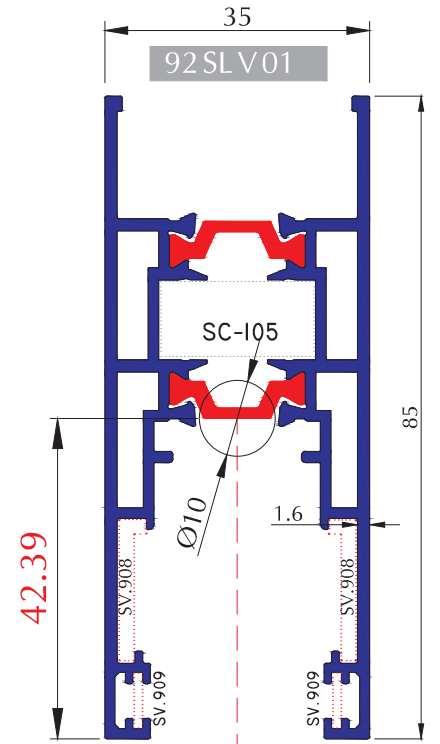
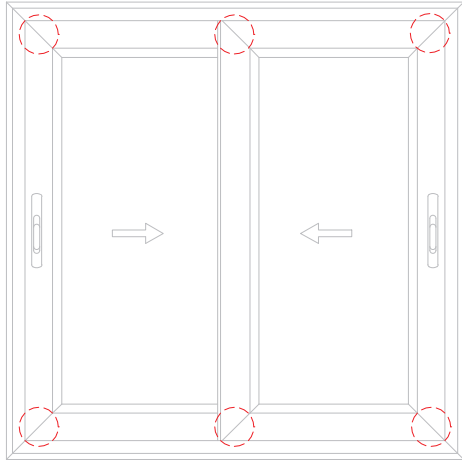
Ölçek: 1/1  
Scale: 1/1

ALYANLI KÖŞE TAKOZU SCREWED CORNER CLEATS

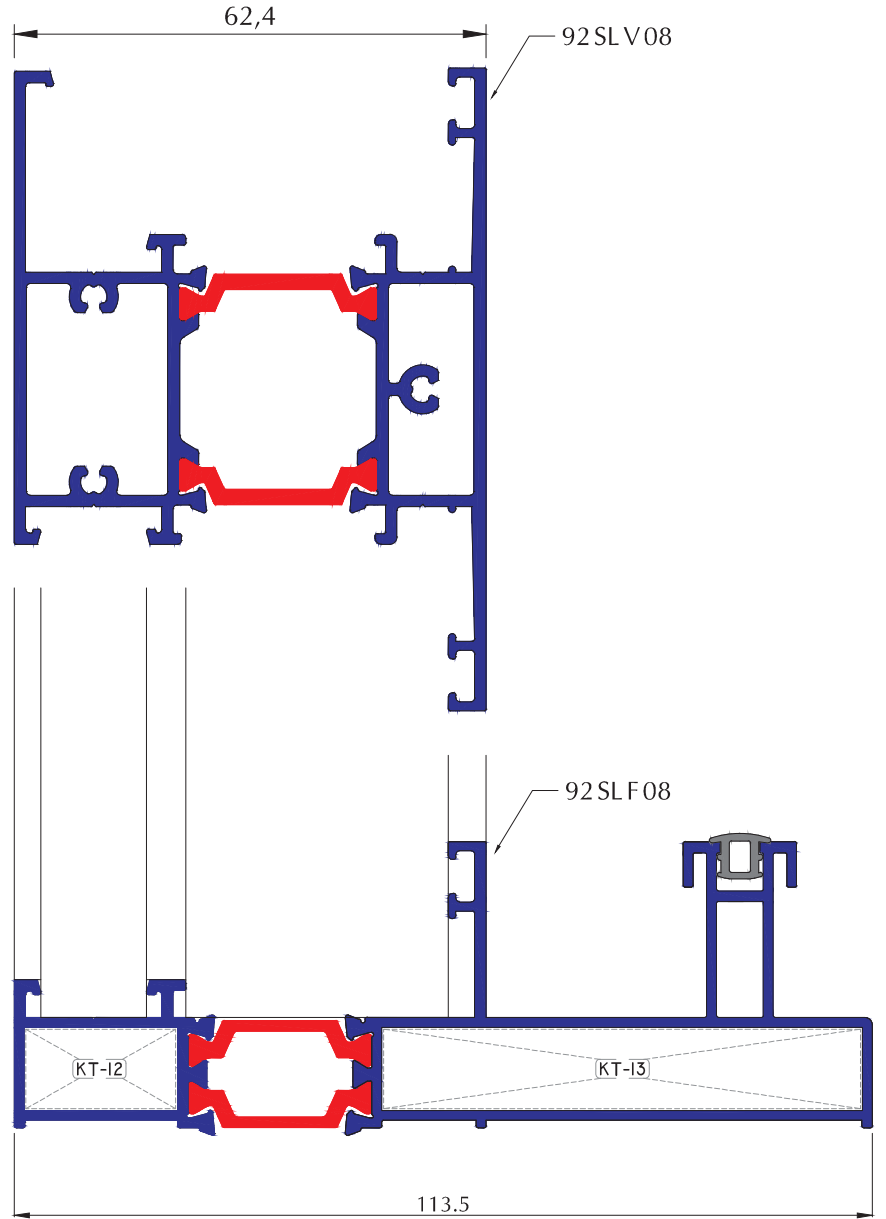
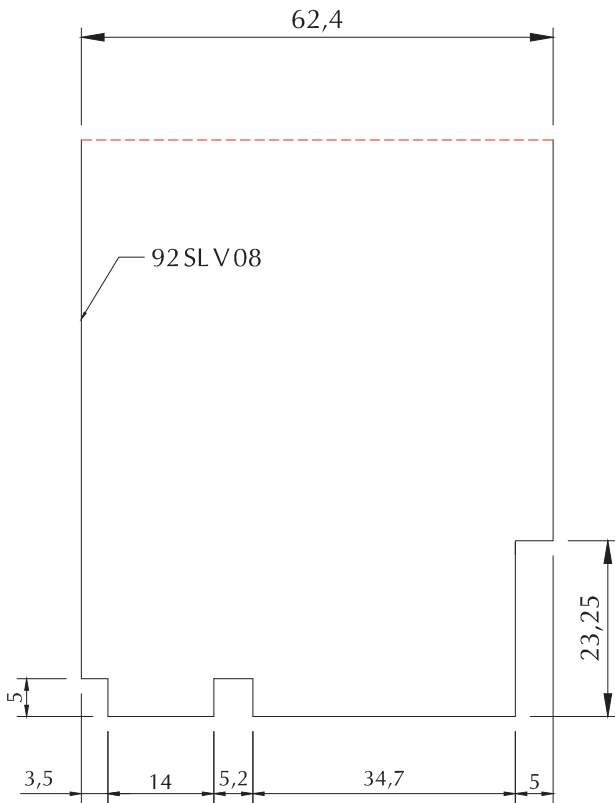
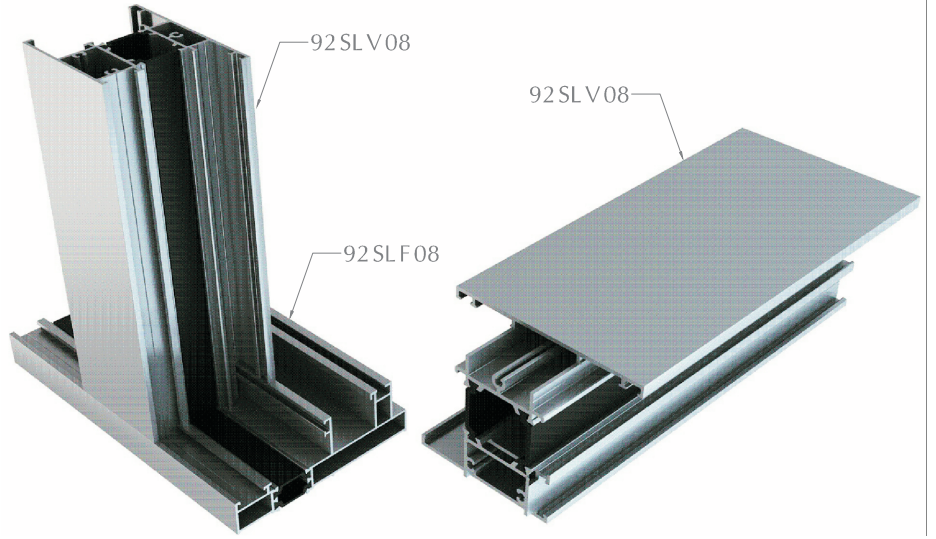
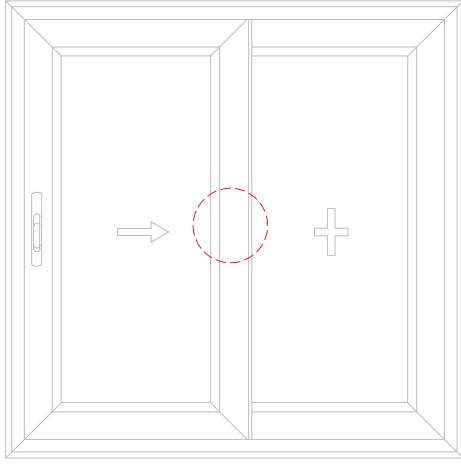


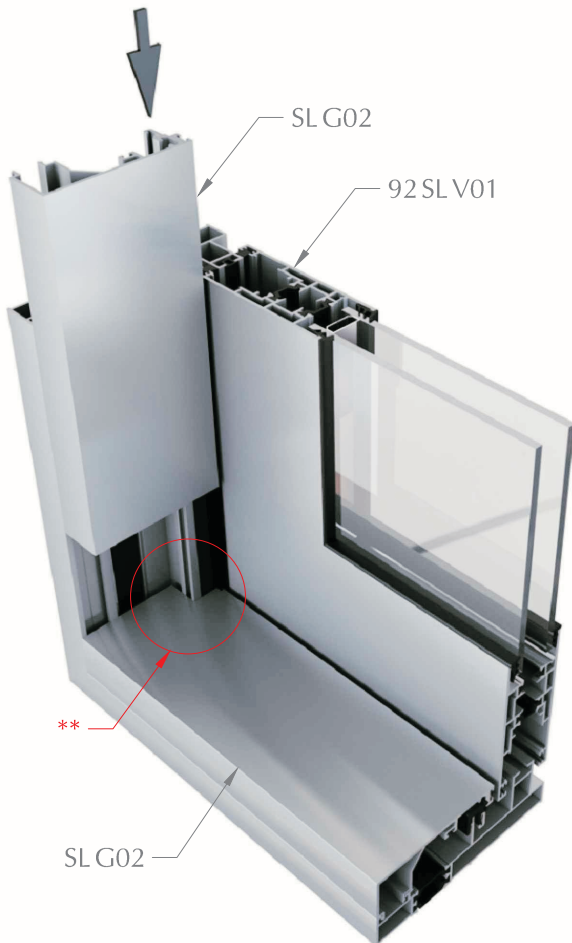
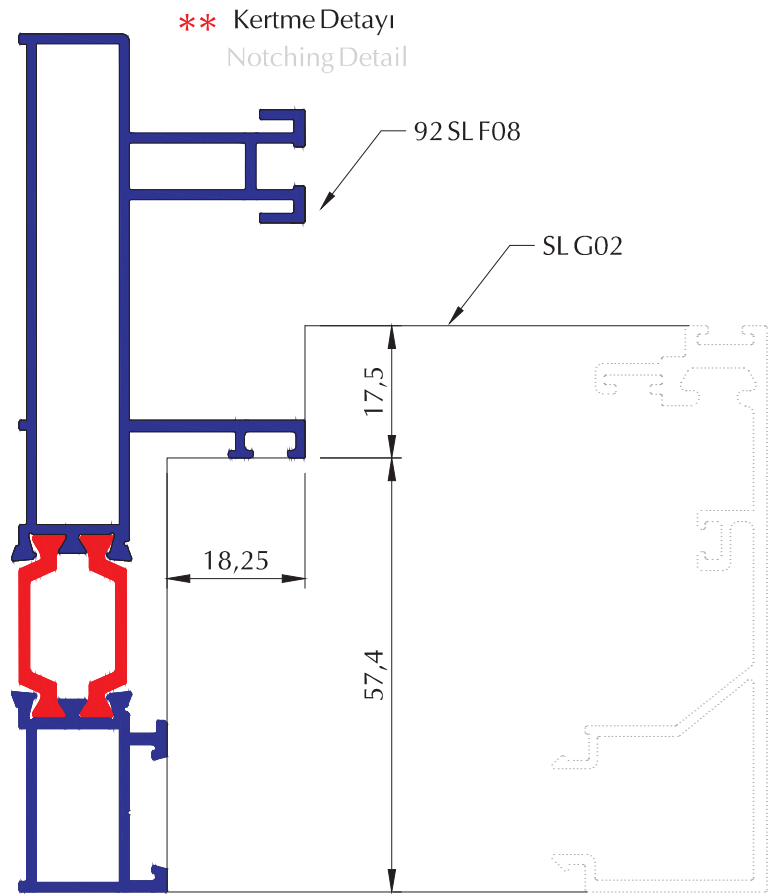
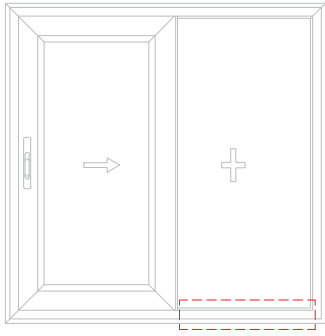
Profil Kod	Kesim Ölçüsü A	Parça Sipariş Kodu	Kesim Ölçüsü B	Parça Sipariş Kodu
92SLF01 92SLF04 92SLF05 92SLF09	24mm	SC-101	-	-
92SLF08	63,1mm	SC-104	19,8mm	SC-105

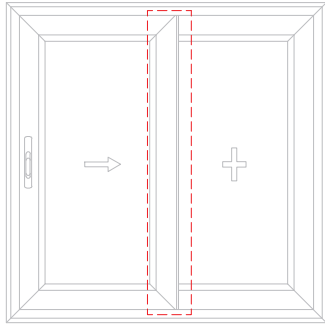





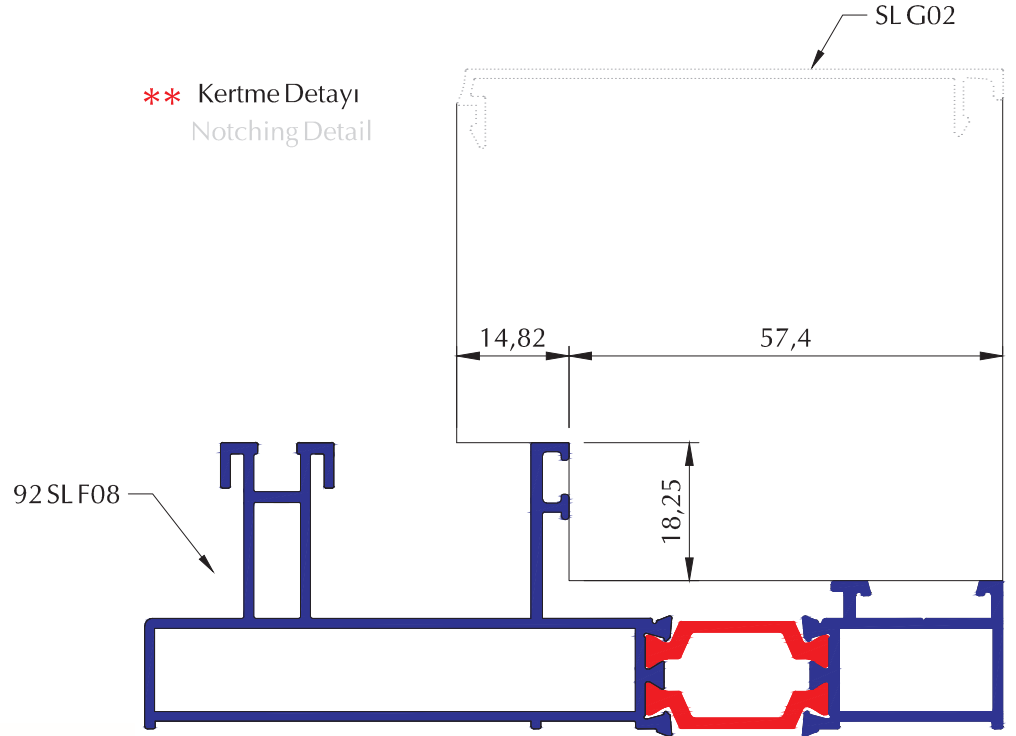
Ölçek: 1/1  
Scale: 1/1

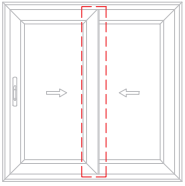
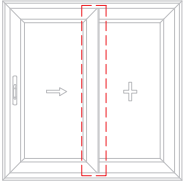





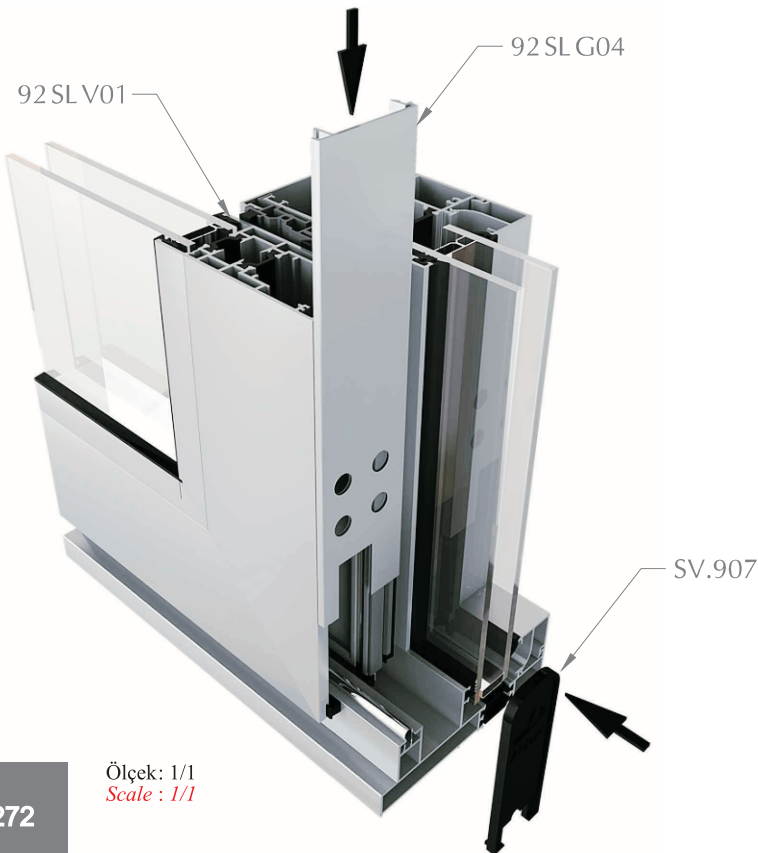
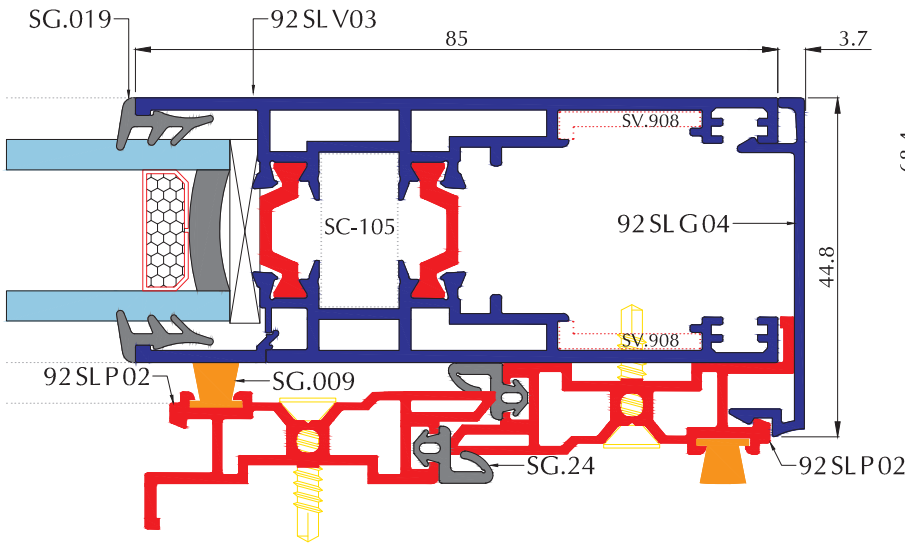
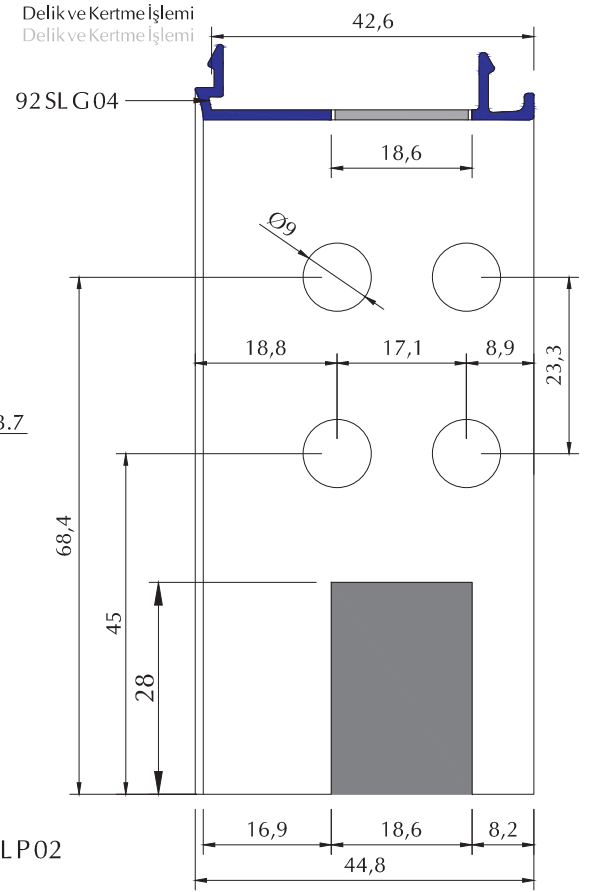


\*\* Kertme Detayı  
Notching Detail

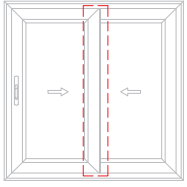
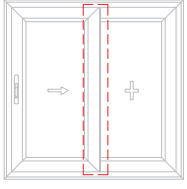




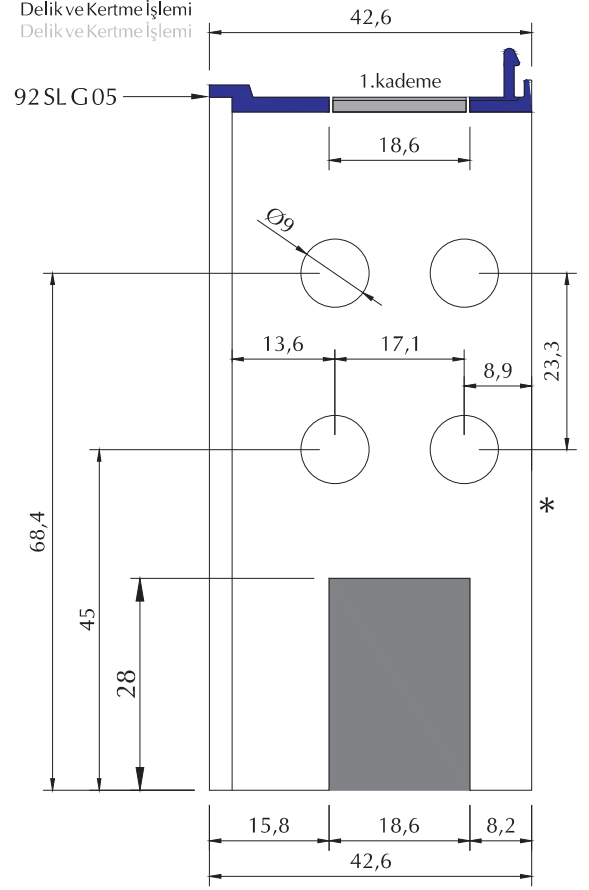
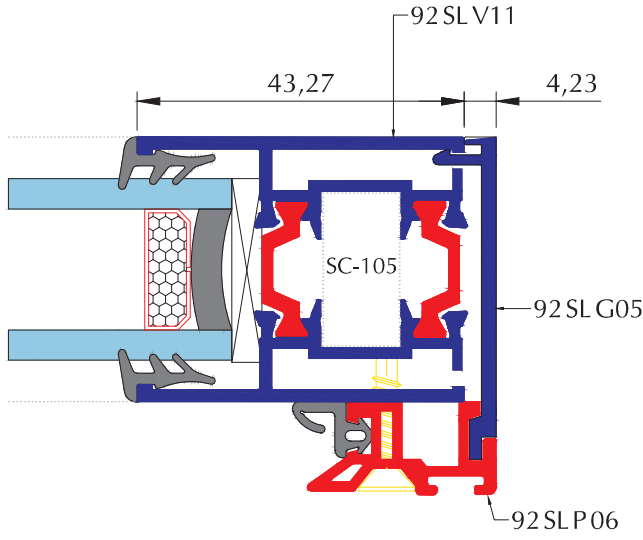
\*\* Kertme Detayı  
Notching Detail

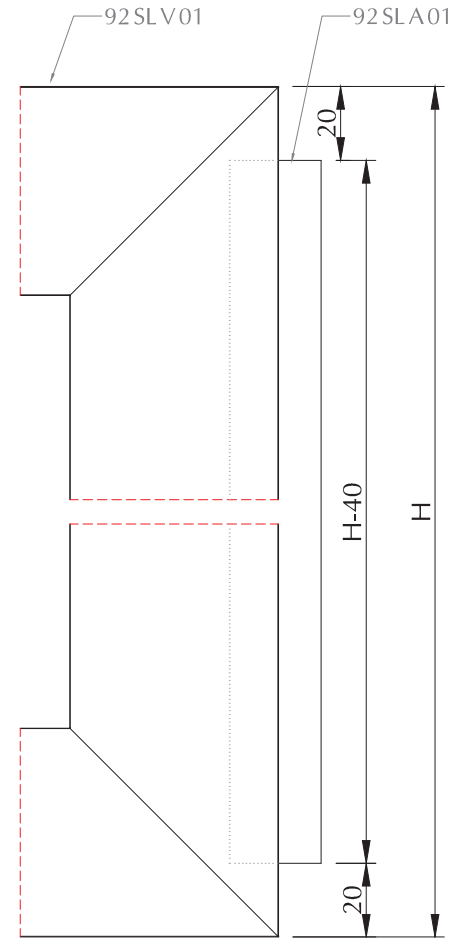
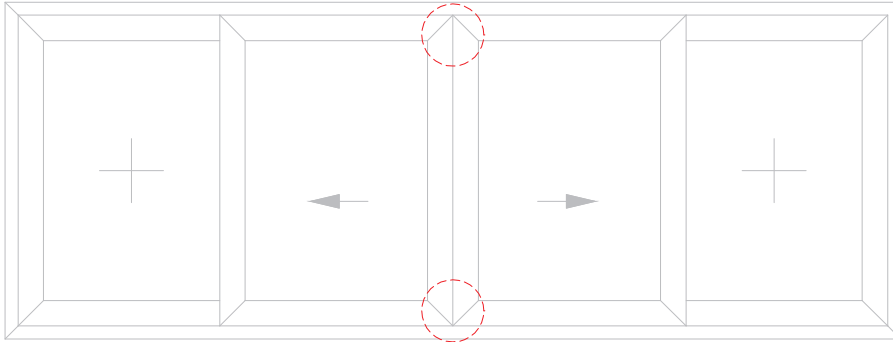


Ölçek: 1/1  
Scale: 1/1



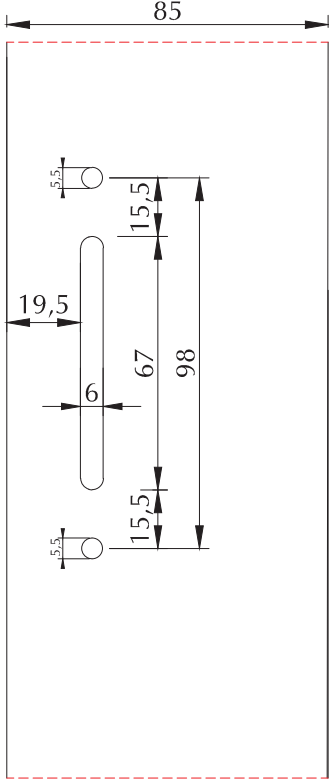
**\*\* Kertme Detayı**  
Notching Detail






92 SL V01-92 SL V02-92 SL V03 PROFİLLER KOL KERTME

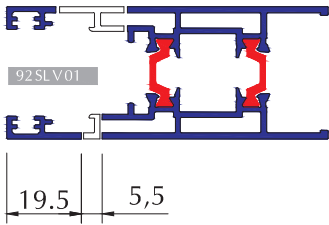
EKSENEL KOL KERTME DETAYI



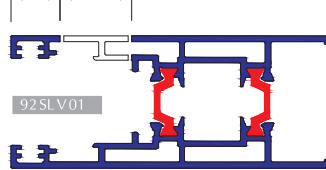
HAVUZ KOL KERTME DETAYI



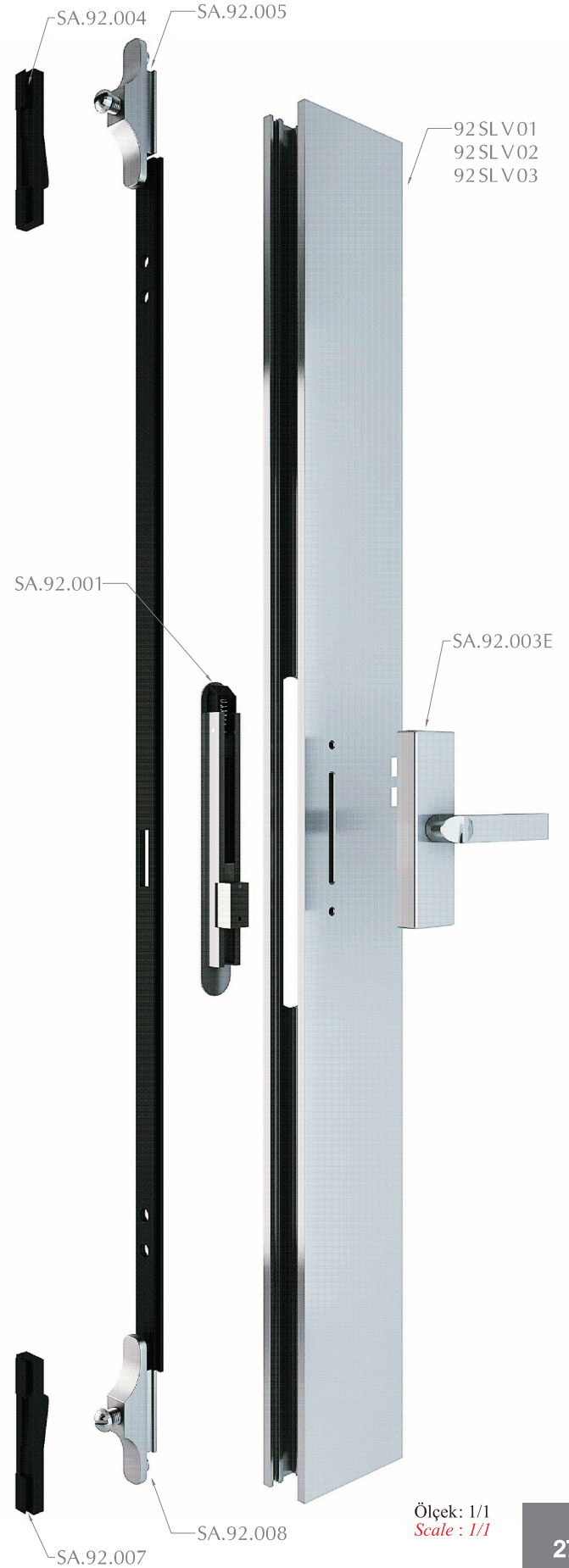
1/2 ÖLÇEK



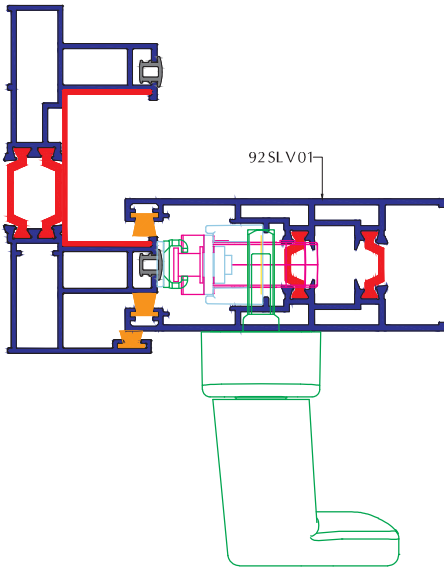
14 19,5



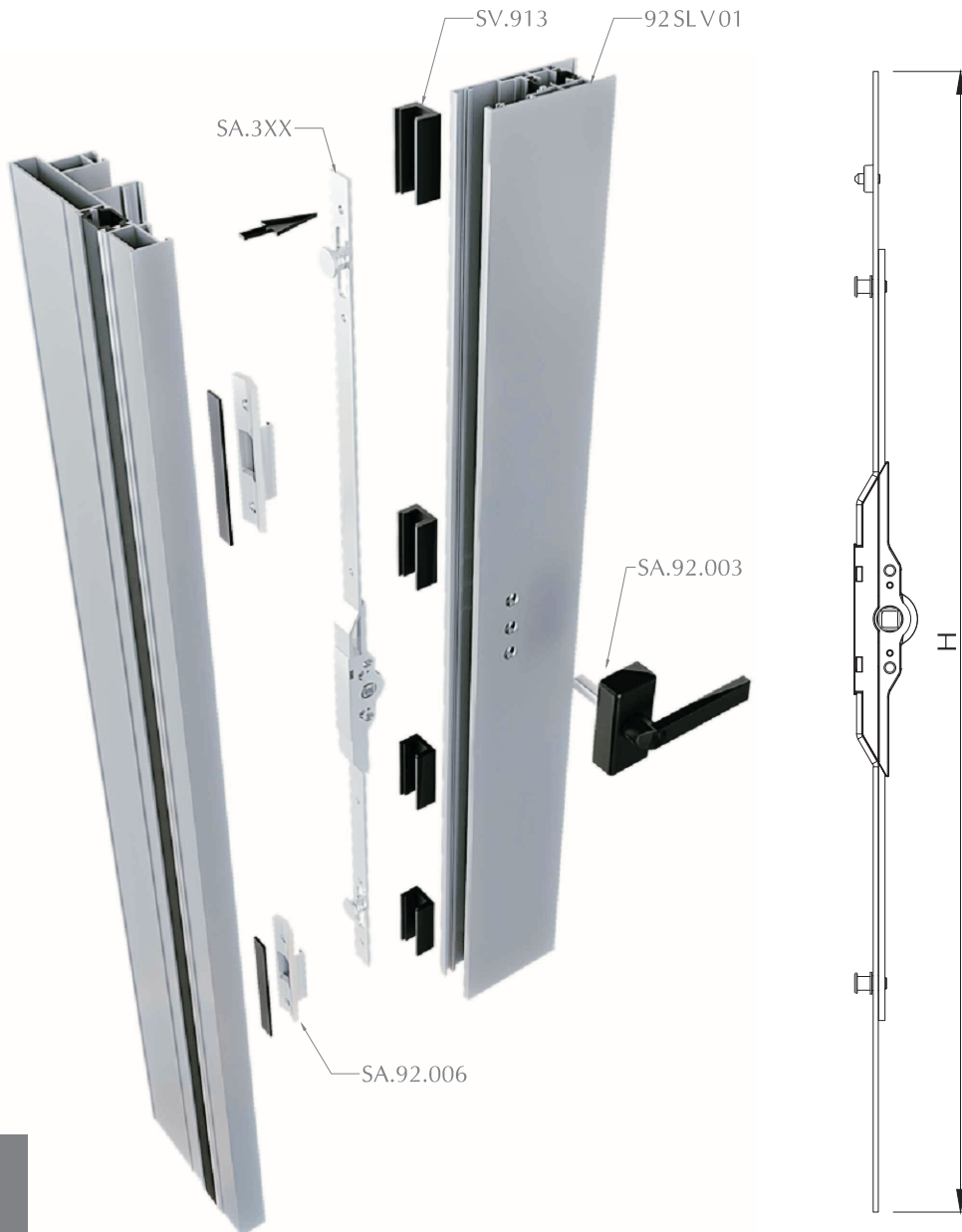
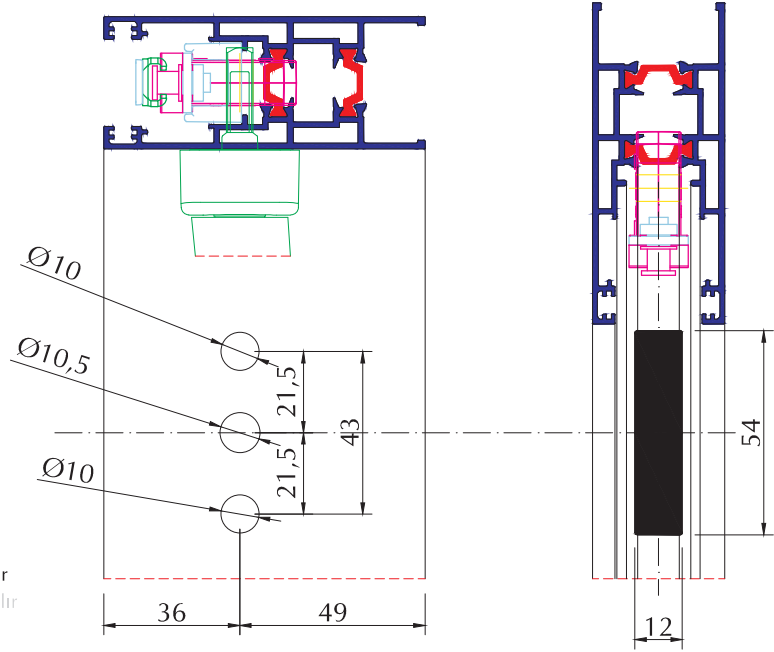
1/2 ÖLÇEK



Ölçek: 1/1  
Scale: 1/1



NOT: 92 SL V01 ,92 SL V02 ,92 SL V03 ,92 SL V04 ,92 SL V05 içinde kullanılır  
NOTE: 92 SL V01 ,92 SL V02 ,92 SL V03 ,92 SL V04 ,92 SL V05 içinde kullanılır



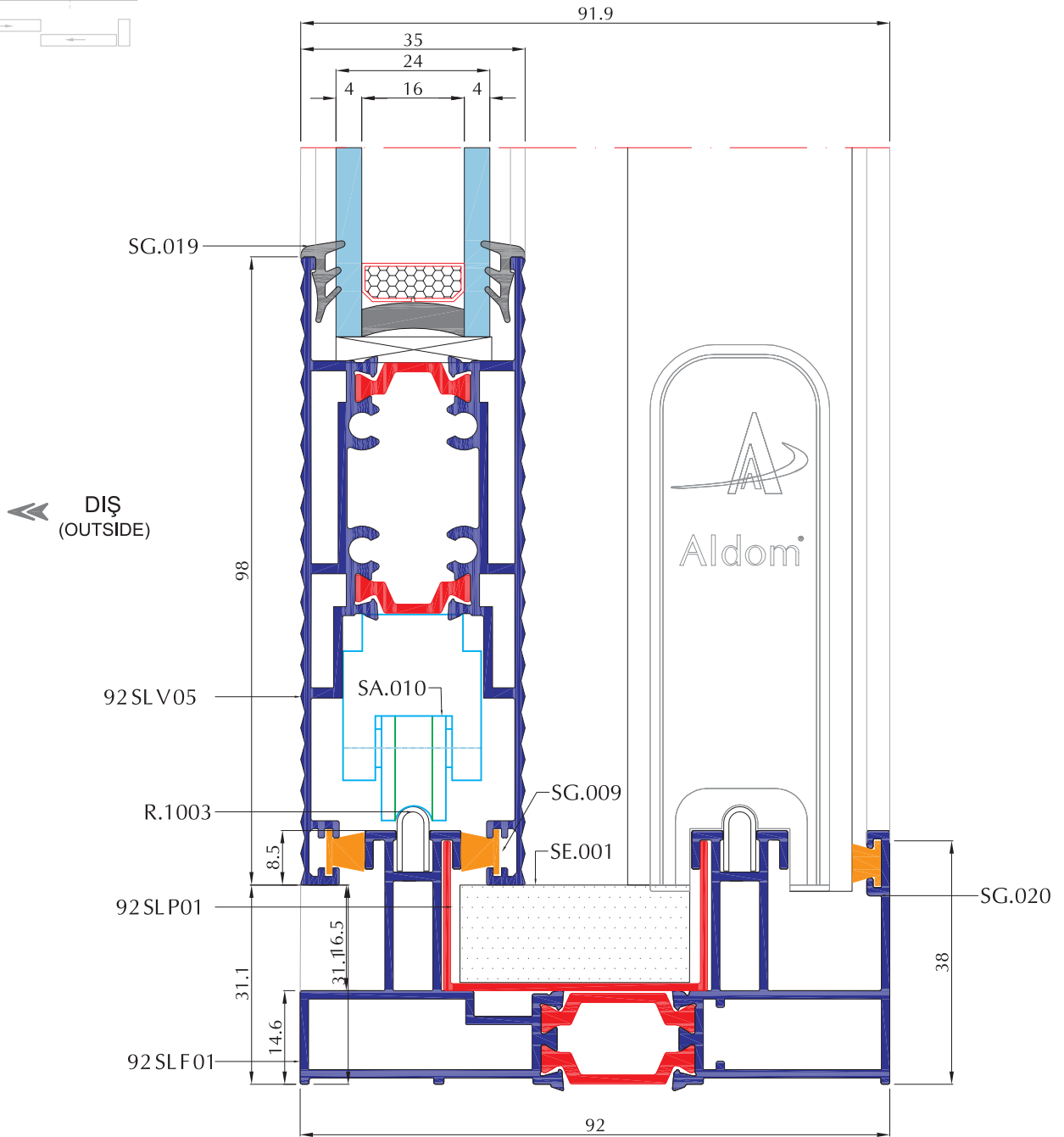
H	Kod /Code
400 mm	SA.300
600 mm	SA.301
1000 mm	SA.302
1600 mm	SA.303
1800 mm	SA.304

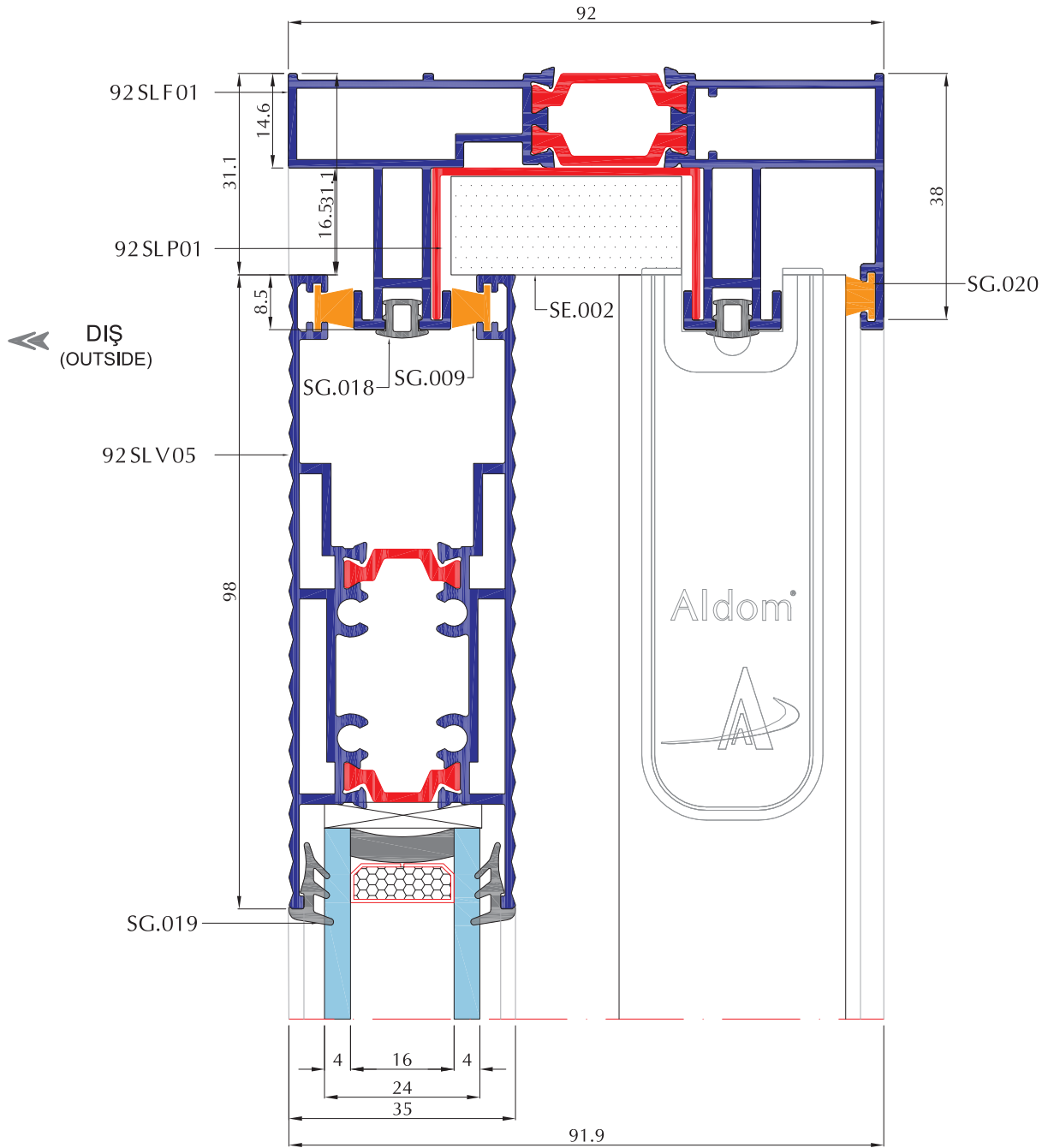
ares architectural®  
s y s t e m s

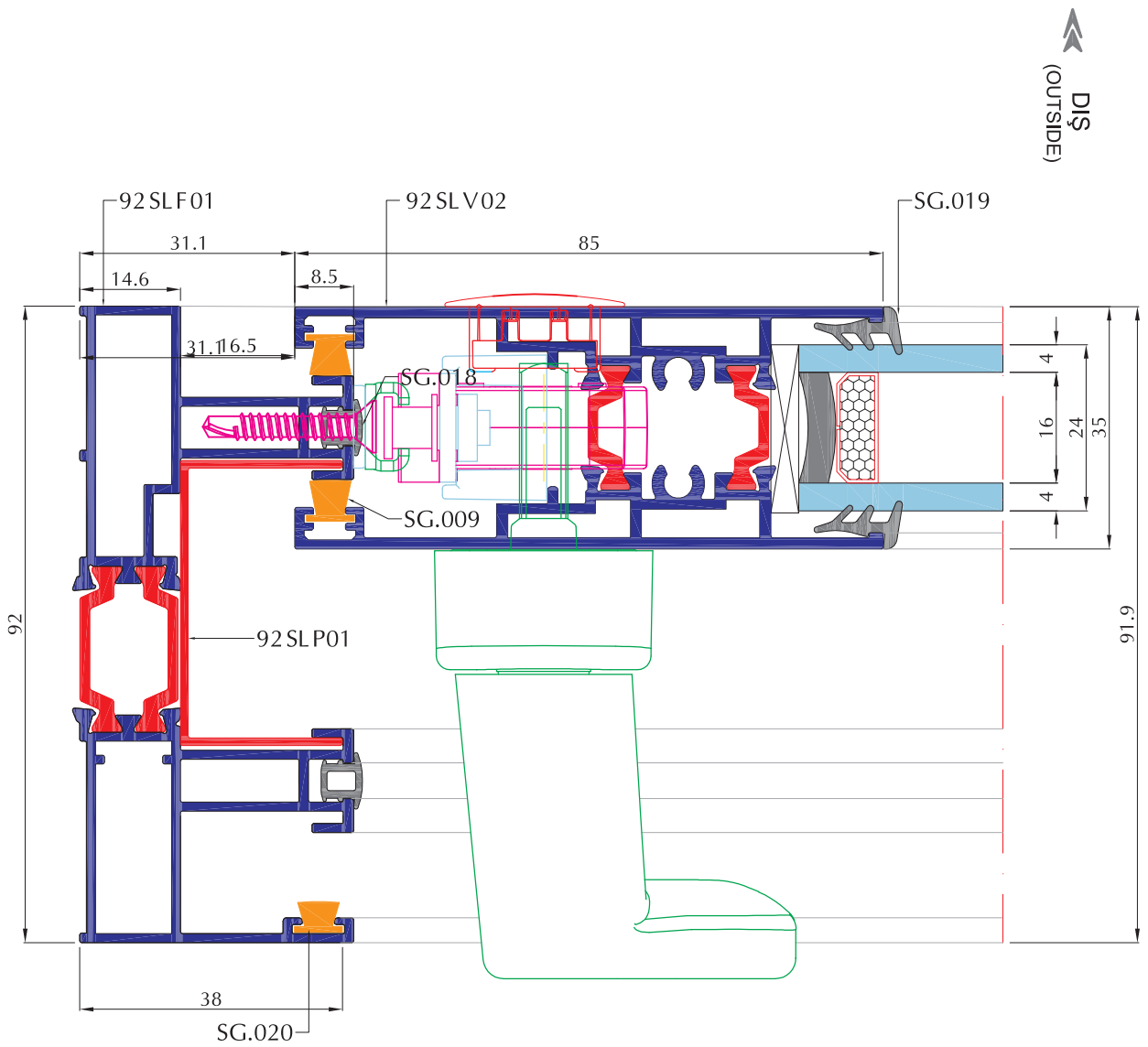
SL 92

90° Baęlantı Detayı

Corner Assembly Detail In 90°



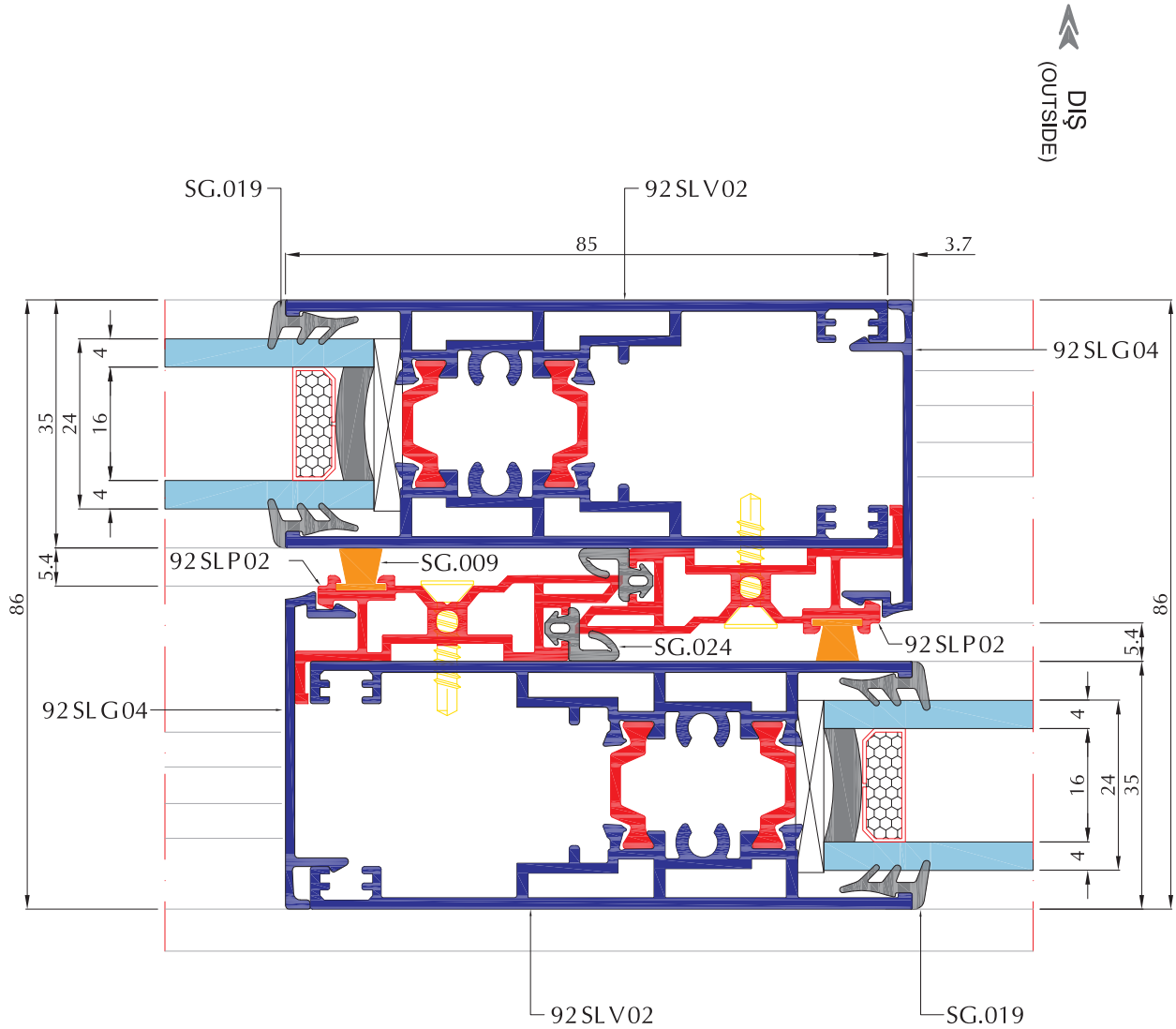




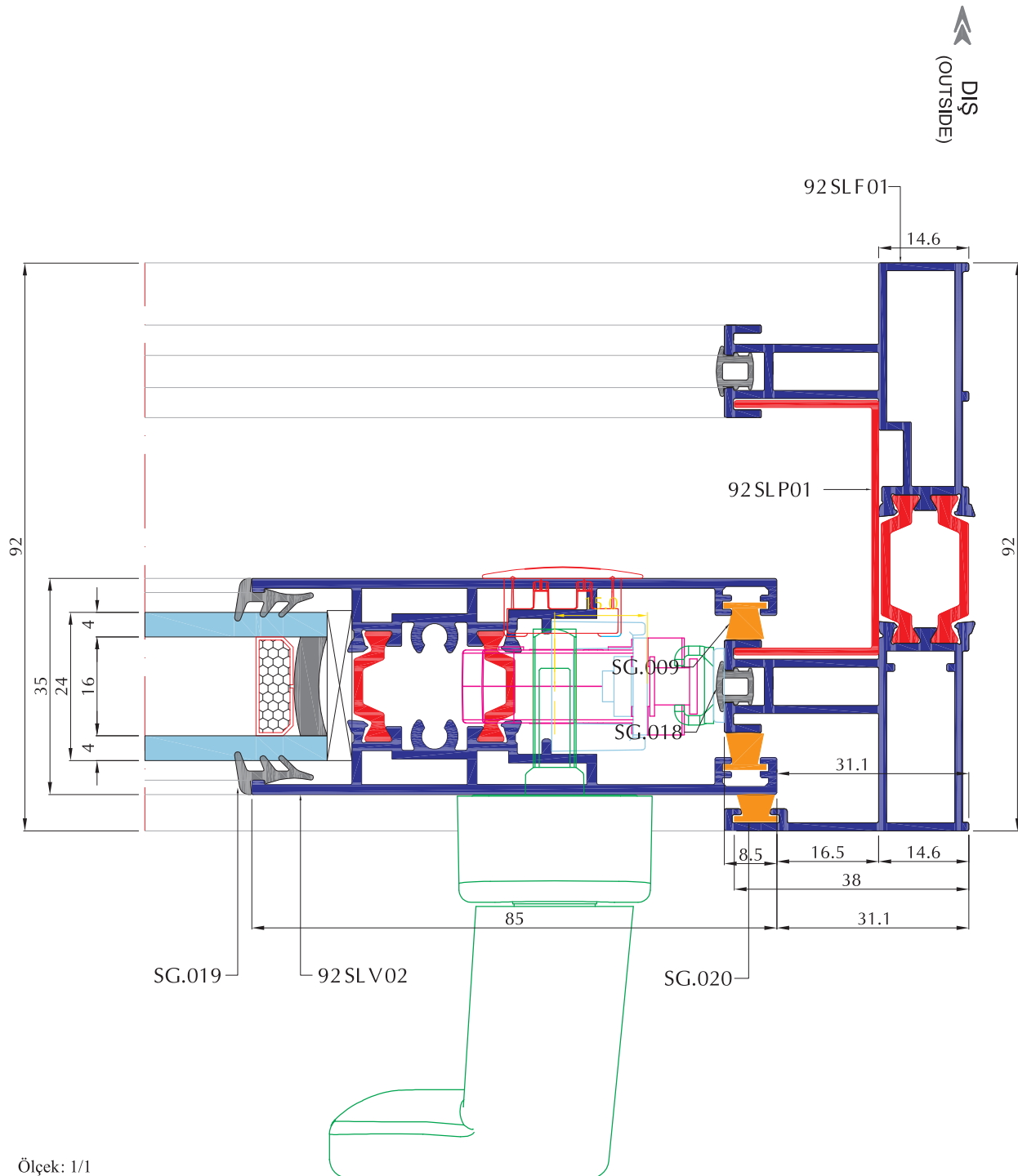
SİSTEM DETAYLARI SYSTEM DETAILS



ALTERNATİF -A



SİSTEM DETAYLARI SYSTEM DETAILS



Ölçek: 1/1  
Scale: 1/1

### PROFİL / PROFILE

ADET Pcs	KOD Code	PROFİL TANIMI Description	KESİM ÖLÇÜSÜ Cutting Dimension	KESİM AÇISI Cutting Angle
2	92 SL F01	Düşey Kasa Pr.(Vertical Frame Pr.)	H	45°/45°
2	92 SL F01	Yatay Kasa Pr.(Horizontal Frame Pr.)	L	45°/45°
6	92 SL V02	Düşey Kanat Pr.(Vertical Vent Pr.)	HS = H - 68.2	90°/90°
6	92 SL V05	Yatay Kanat Pr.(Horizontal Vent Pr.)	L - 332,7 / 2	90°/90°
2	92 SL G04	Kenet Pr. (Hook Pr.)	H - 62.2	90°/90°

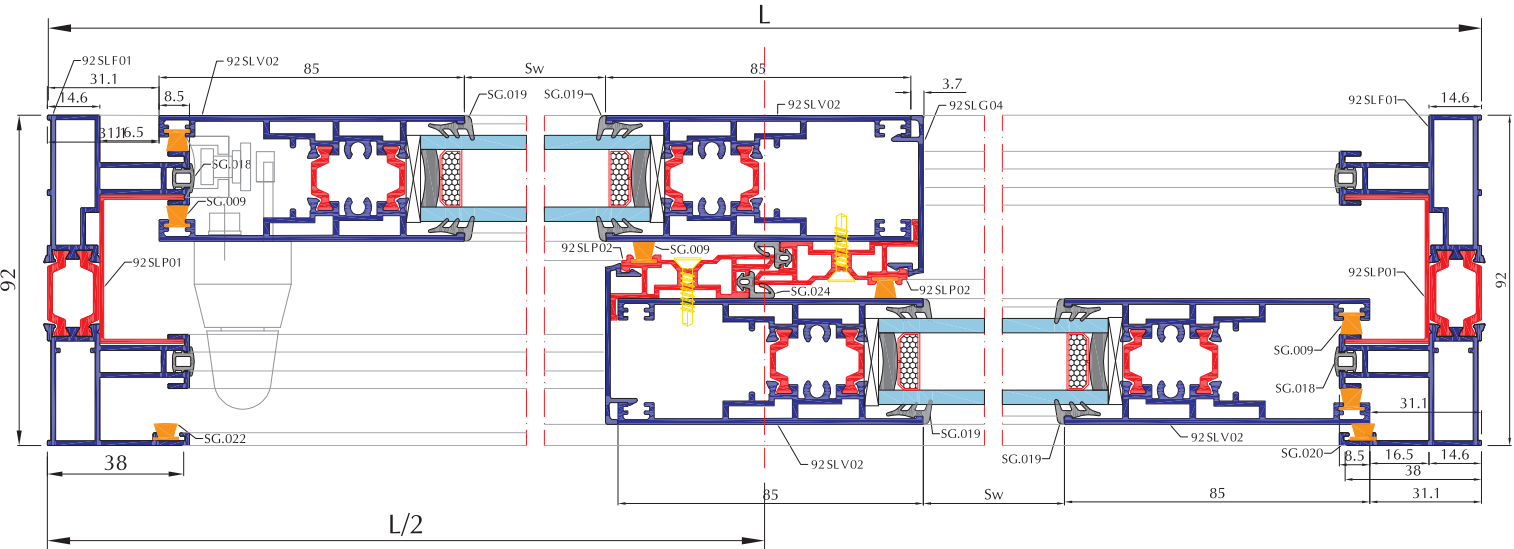
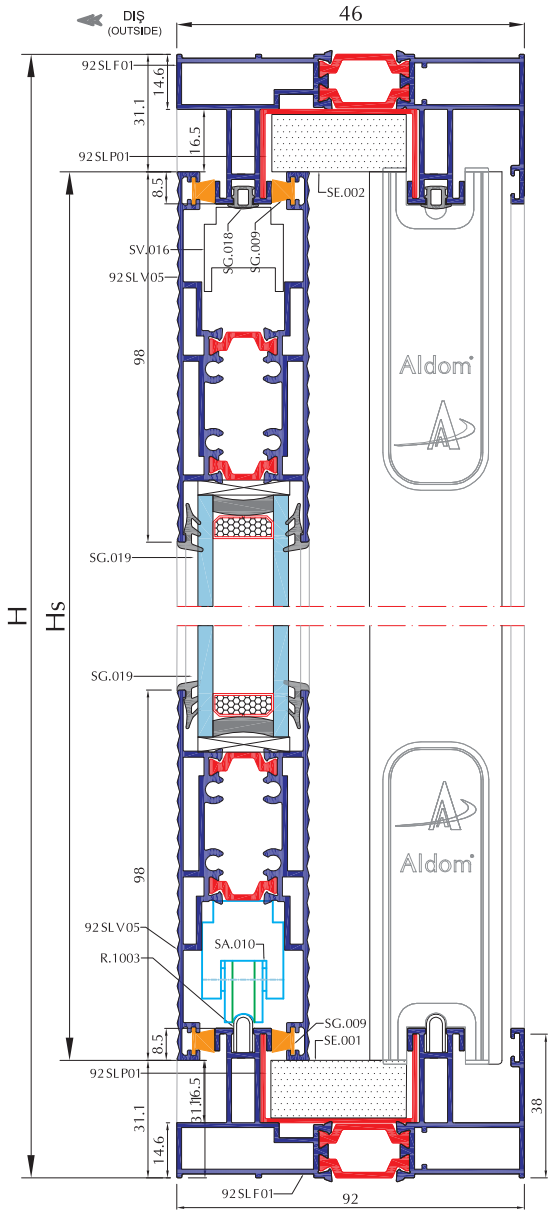
### AKSESUAR / ACCESSORY

ADET Pcs	KOD Code	AKSESUAR TANIMI Description	ADET Pcs	KOD Code	AKSESUAR TANIMI Description
4	SV.002	Cam Takuğu 4 mm (Glazing Plugs)	2	SV.907	Kenetli Adap.Kap. Alt-Üst (Adapter-Vent Covers Bottom-Top)
8	SV.901	90° Köşe Bağlantı Adaptörü (90° Wing Corner Wide Joints)	4	ST-001	Kanat Stoplama Adaptörü (Sash Stopper Adapter)
8	KT-1010	Köşe Takuğu 24mm (Corner Cleats 24mm)	8	SV.913	İspanyolet Yükseltme (Shims For Multipoint Locks)
4	SA.010	Çift Ayarlı Rulman (SLIDING CARRIAGE ADJUSTING ROLLER)			
1	SE.001	Kasa Alt Tozluk (CENTRAL BOTTOM SEALING)			
1	SE.002	Kasa Üst Tozluk (CENTRAL TOP SEALING)			

Tahliye tapası 500mm'de bir.  
Draining slot at every 500mm  
Cam kesim ölçüsü (Glass Cutting Size)  
Düşey Kanat (Vertical Sash) = H-233,8mm  
Yatay Kanat (Horizontal Sash) = L/2 - 136mm

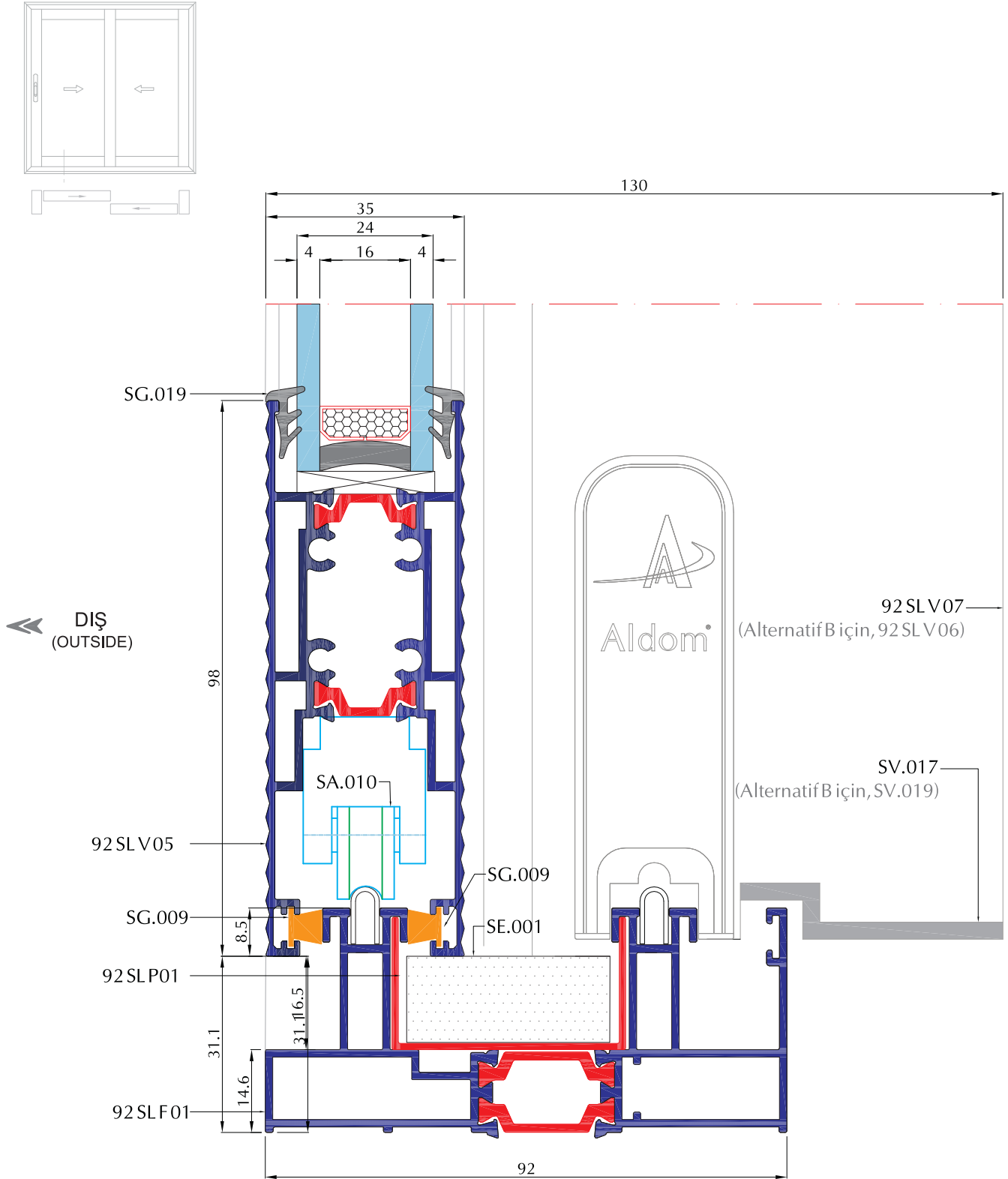
### FİTİLLER / GASKETS

KOD Code	AKSESUAR TANIMI Description	KESİM ÖLÇÜSÜ Cutting Dimension
SG.018	Ray Fıtlı (Rail Gasket)	4 H + 2 L
SG.019	Cam Fıtlı (Glass Gasket)	Sw - 8 Adet / Pieces HS - 170 mm 8 Adet / Pieces
SG.024	Kenet Fıtlı (Glass Gasket)	Hs x 2 Adet / Pieces
SG.009	Fırça Fıtlı (Sealing Brush)	4 Sw + 6 Hs
SG.020	Fırça Fıtlı (Sealing Brush)	2 L + 2 H
SG.019	Merkezi Kanal Fıtlı (Central Channel)	L - 29,2 mm 2 Adet / Pieces H - 29,2 mm 2 Adet / Pieces
92 SL P02	Pvc Kenet Profili (Pvc Hook Profile)	Hs x 2 Adet / Pieces
R.1003	Çelik Ray (Steel Rail)	L - 80 mm 2 Adet / Pieces

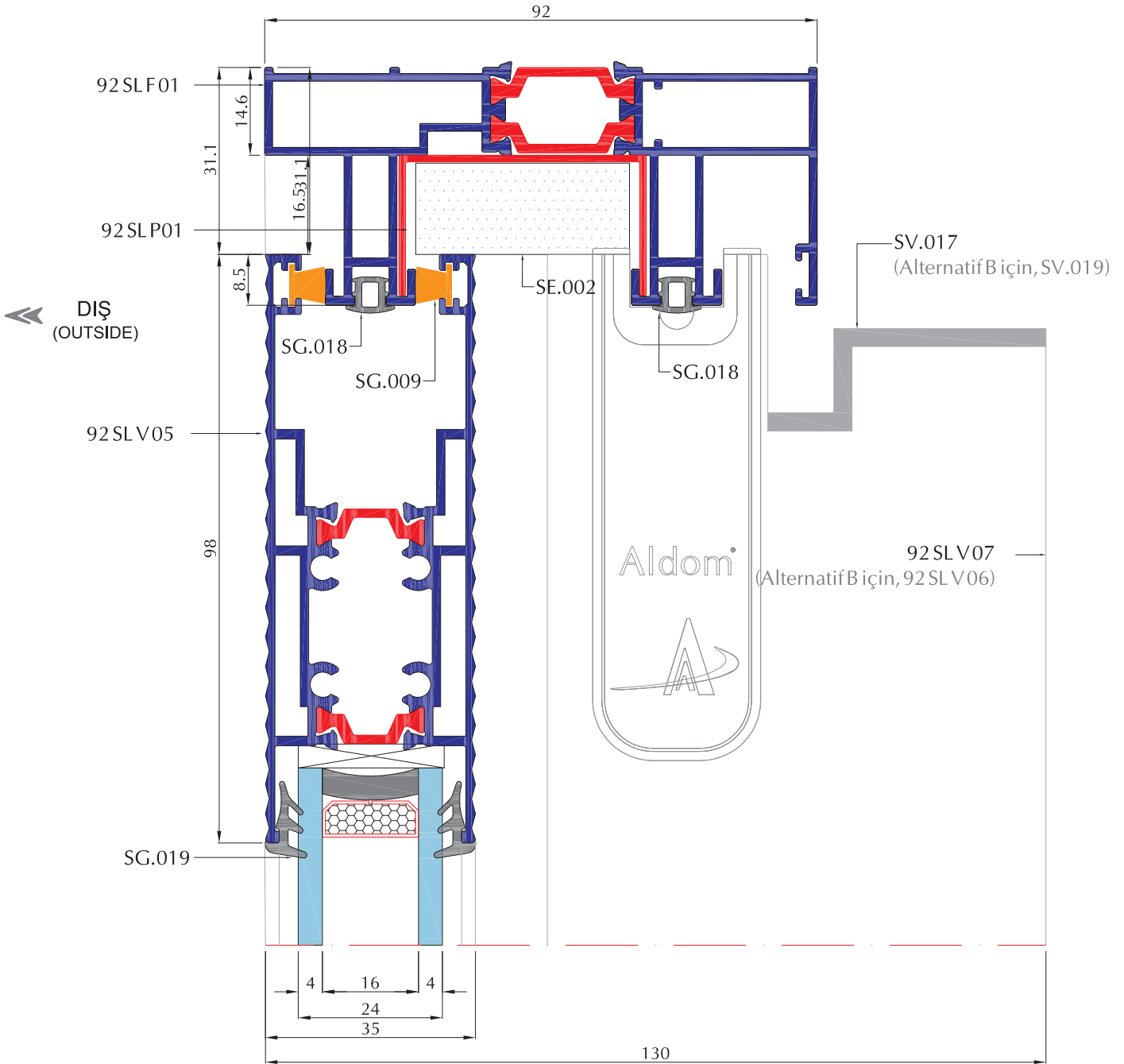


90° Klasik Sürme / 90° Classic Slide

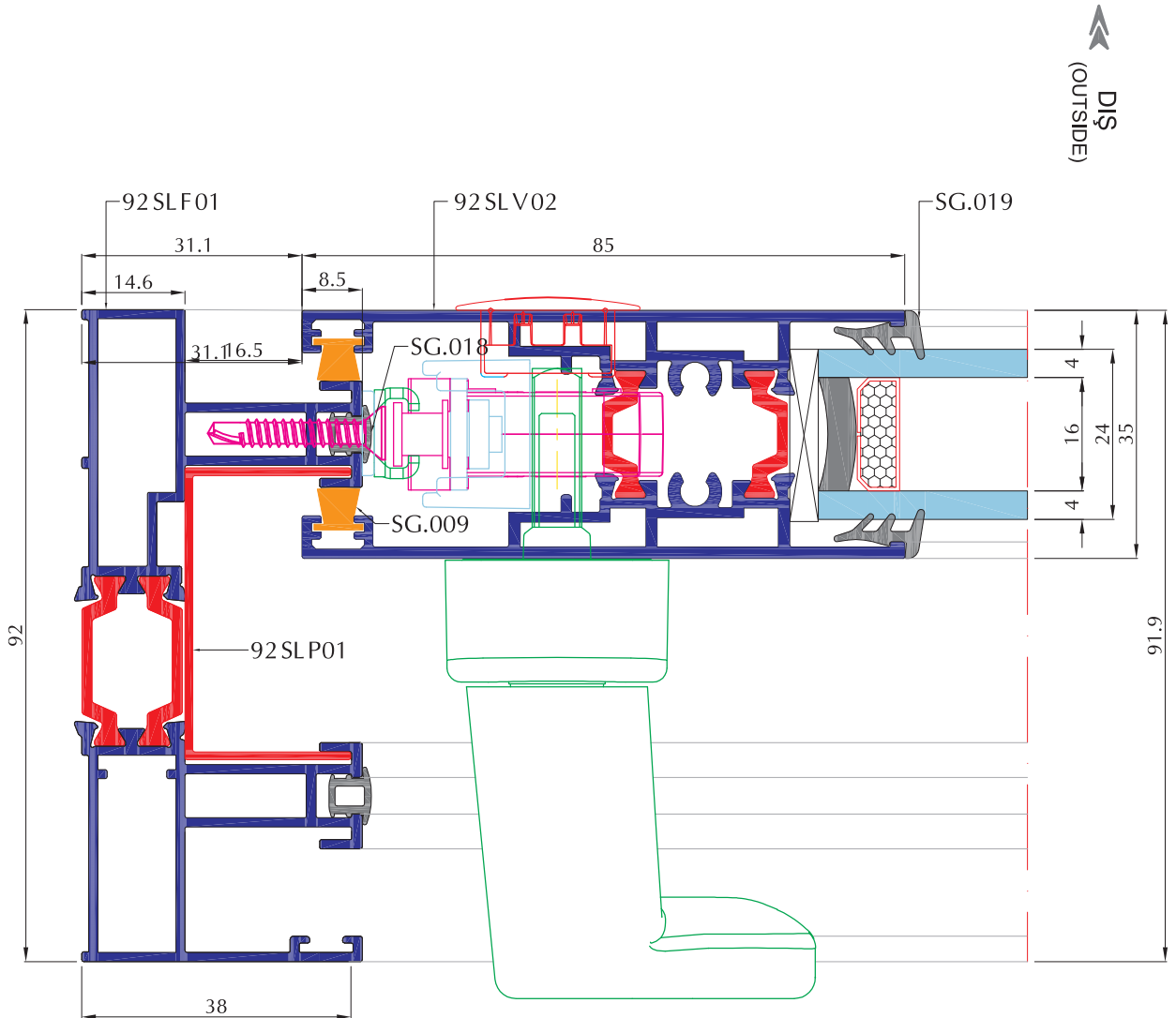
SİSTEM DETAYLARI SYSTEM DETAILS



**SİSTEM DETAYLARI SYSTEM DETAILS**



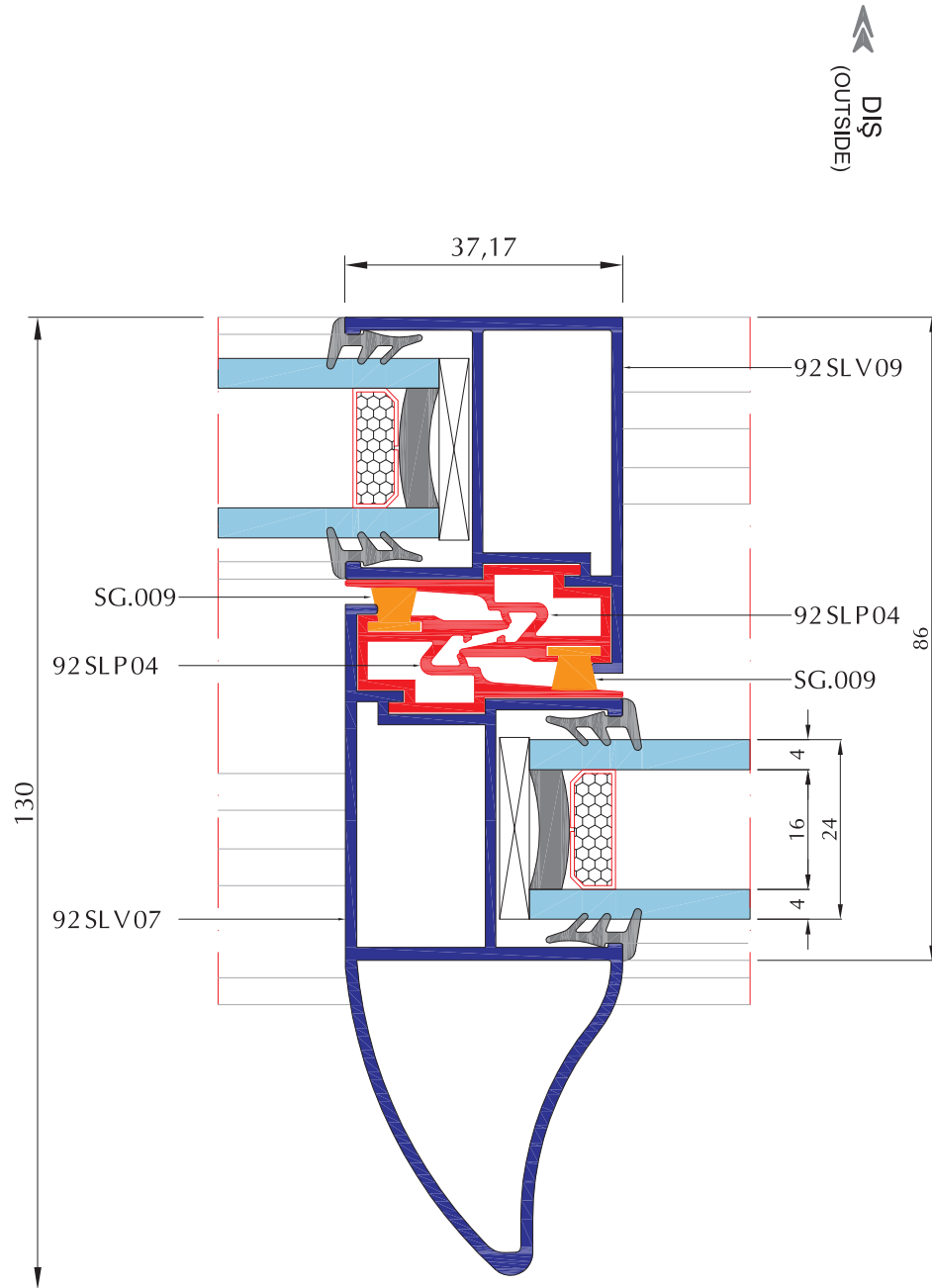
**SİSTEM DETAYLARI SYSTEM DETAILS**



SİSTEM DETAYLARI SYSTEM DETAILS



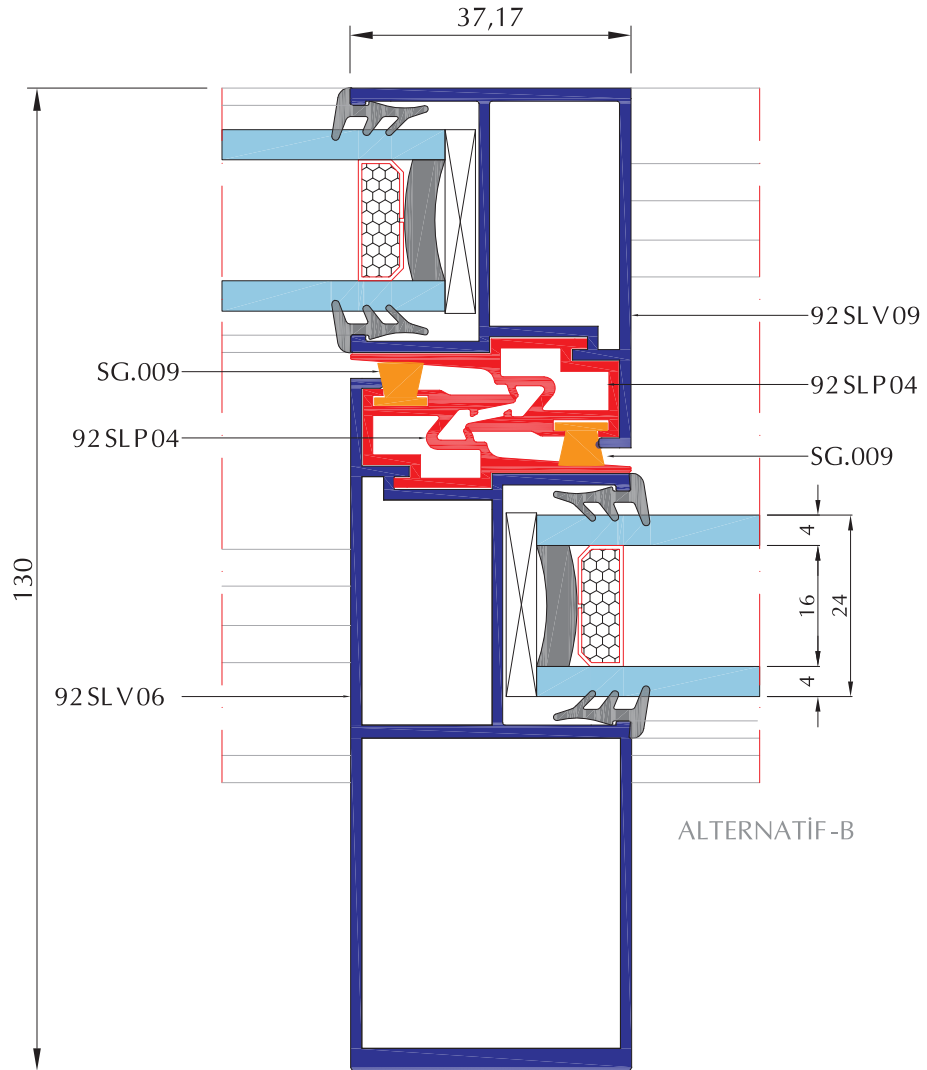
ALTERNATİF -A



**SİSTEM DETAYLARI SYSTEM DETAILS**



ALTERNATİF-B





### PROFİL / PROFILE

ADET Pcs	KOD Code	PROFİL TANIMI Description	KESİM ÖLÇÜSÜ Cutting Dimension	KESİM AÇISI Cutting Angle
2	92 SL F01	Düşey Kasa Pr.(Vertical Frame Pr.)	H	45°/45°
2	92 SL F01	Yatay Kasa Pr.(Horizontal Frame Pr.)	L	45°/45°
6	92 SL V02	Düşey Kanat Pr.(Vertical Vent Pr.)	HS = H - 68,2	90°/90°
6	92 SL V05	Yatay Kanat Pr.(Horizontal Vent Pr.)	L - 332,7 / 2	90°/90°
2	92 SL G04	Kenet Pr. (Hook Pr.)	H - 62.2	90°/90°

### AKSESUAR / ACCESSORY

ADET Pcs	KOD Code	AKSESUAR TANIMI Description
4	SV.002	Cam Takoğu 4 mm (Glazing Plugs)
8	SV.901	90° Köşe Bağlantı Adaptörü (90° Wing Corner Wide Joints)
8	KT-1010	Köşe Takoğu 24mm (Corner Cleats 24mm)
4	SA.010	Çift Ayarlı Rulman (SLIDING CARRIAGE ADJUSTING ROLLER)
1	SE.001	Kasa Alt Tozluk (CENTRAL BOTTOM SEALING)
1	SE.002	Kasa Üst Tozluk (CENTRAL TOP SEALING)

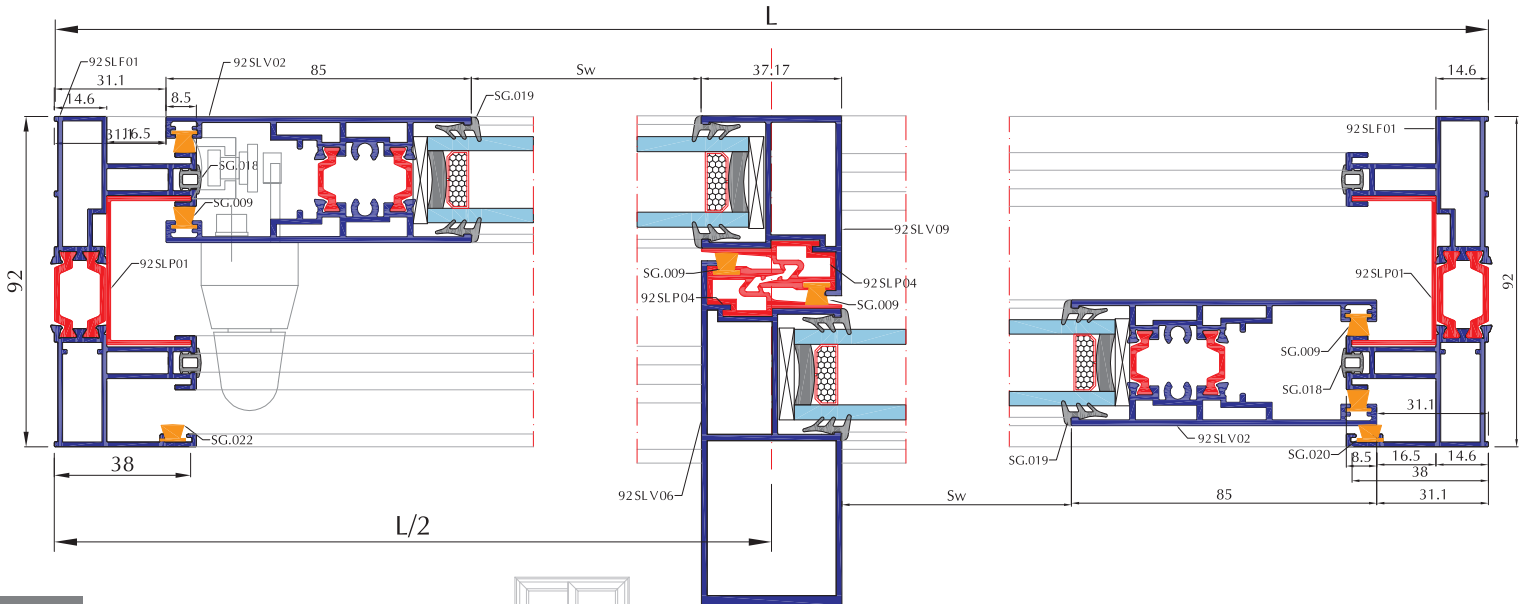
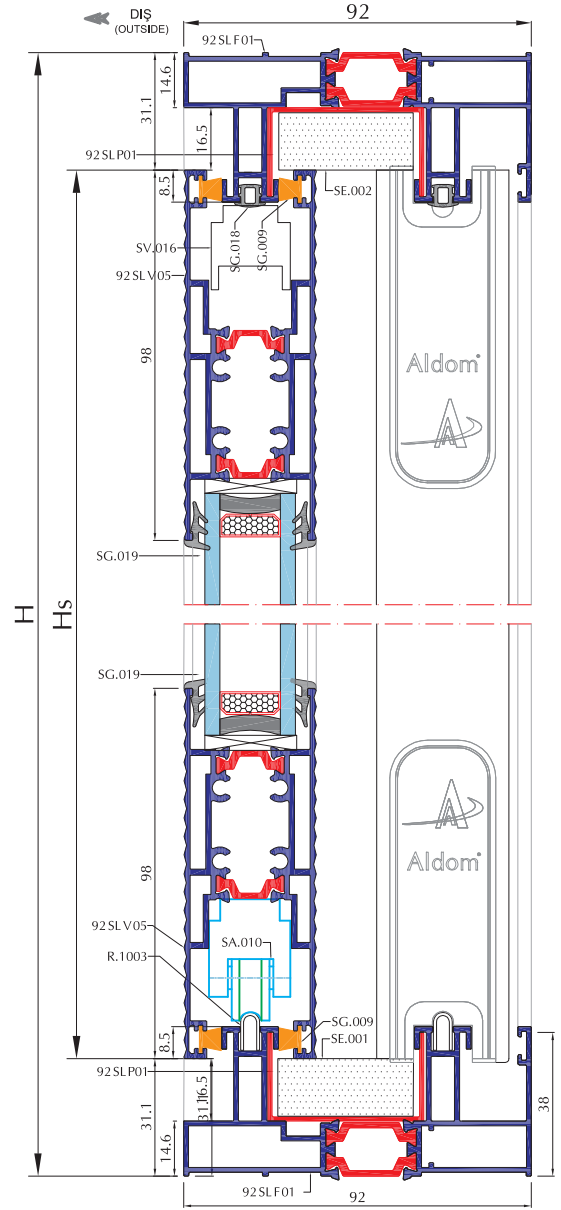
ADET Pcs	KOD Code	AKSESUAR TANIMI Description
2	SV.907	Kenetli Adap.Kap. Alt-Üst (Adapter-Vent Covers Bottom-Top)
4	ST-001	Kanat Stoplama Adaptörü (Sash Stoper Adapter)
8	SV.913	İspanyolet Yükseltme (Shims For Multipoint Locks)

Tahliye tapası 500mm'de bir.  
Draining slot at every 500mm

Cam kesim ölçüsü (Glass Cutting Size)  
Düşey Kanat (Vertical Sash) = H-233,8mm  
Yatay Kanat (Horizontal Sash) = L/2-109,5mm

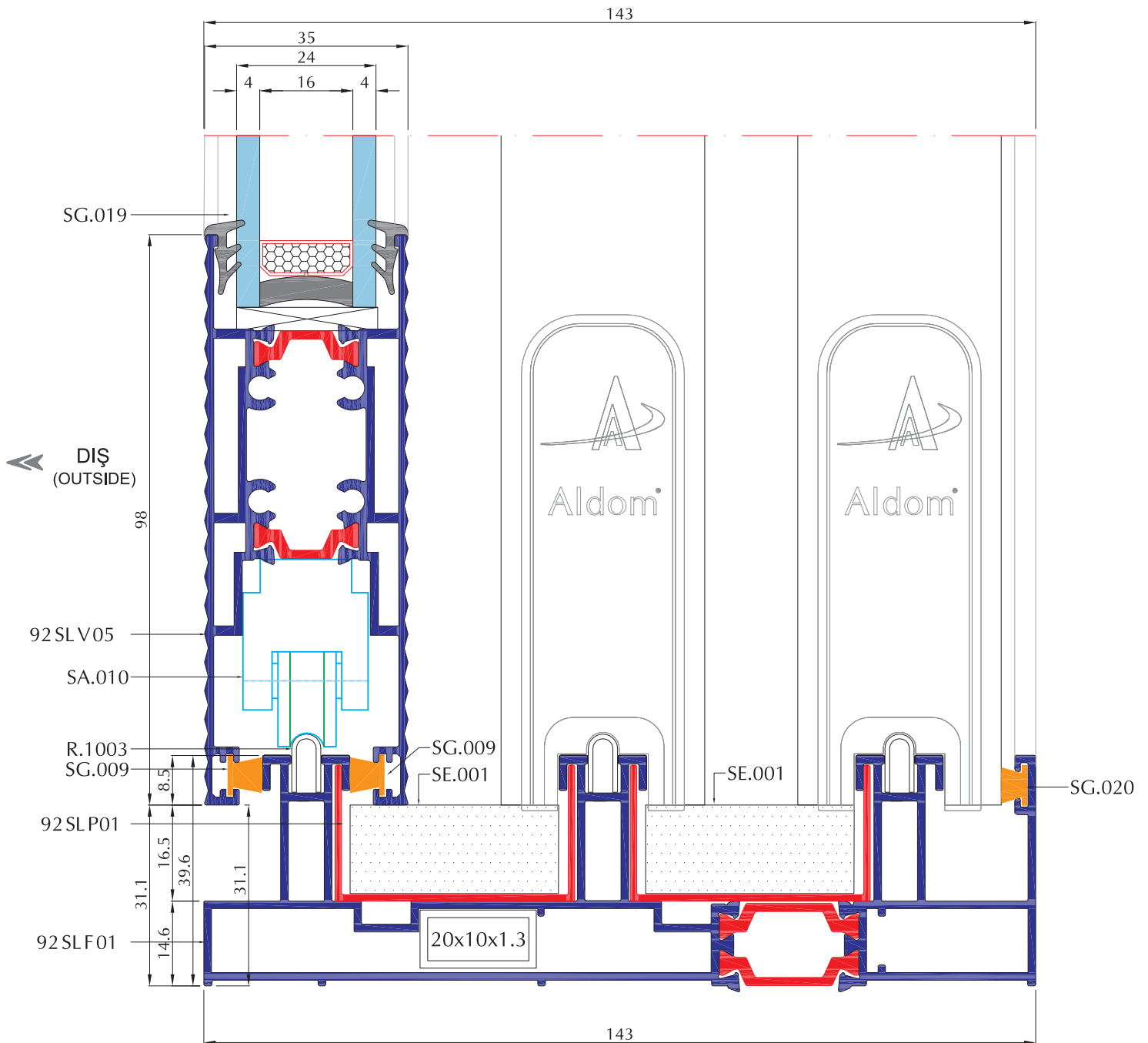
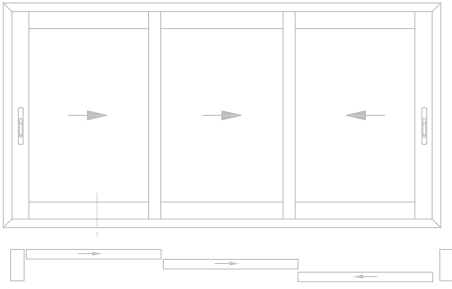
### FİTİLLER / GASKETS

KOD Code	AKSESUAR TANIMI Description	KESİM ÖLÇÜSÜ Cutting Dimension
SG.018	Ray Fıtlı (Rail Gasket)	4 H + 2 L
SG.019	Cam Fıtlı (Glass Gasket)	Sw - 8 Adet / Pieces HS - 170 mm 8 Adet / Pieces
SG.024	Kenet Fıtlı (Glass Gasket)	Hs x 2 Adet / Pieces
SG.009	Fırça Fıtlı (Sealing Brush)	4 Sw + 6 Hs
SG.020	Fırça Fıtlı (Sealing Brush)	2 L + 2 H
SG.019	Merkezi Kanal Fıtlı (Central Channel)	L - 29,2 mm 2 Adet / Pieces H - 29,2 mm 2 Adet / Pieces
92 SL P02	Pvc Kenet Profili (Pvc Hook Profile)	Hs x 2 Adet / Pieces
R.1003	Çelik Ray (Steel Rail)	L - 80 mm 2 Adet / Pieces

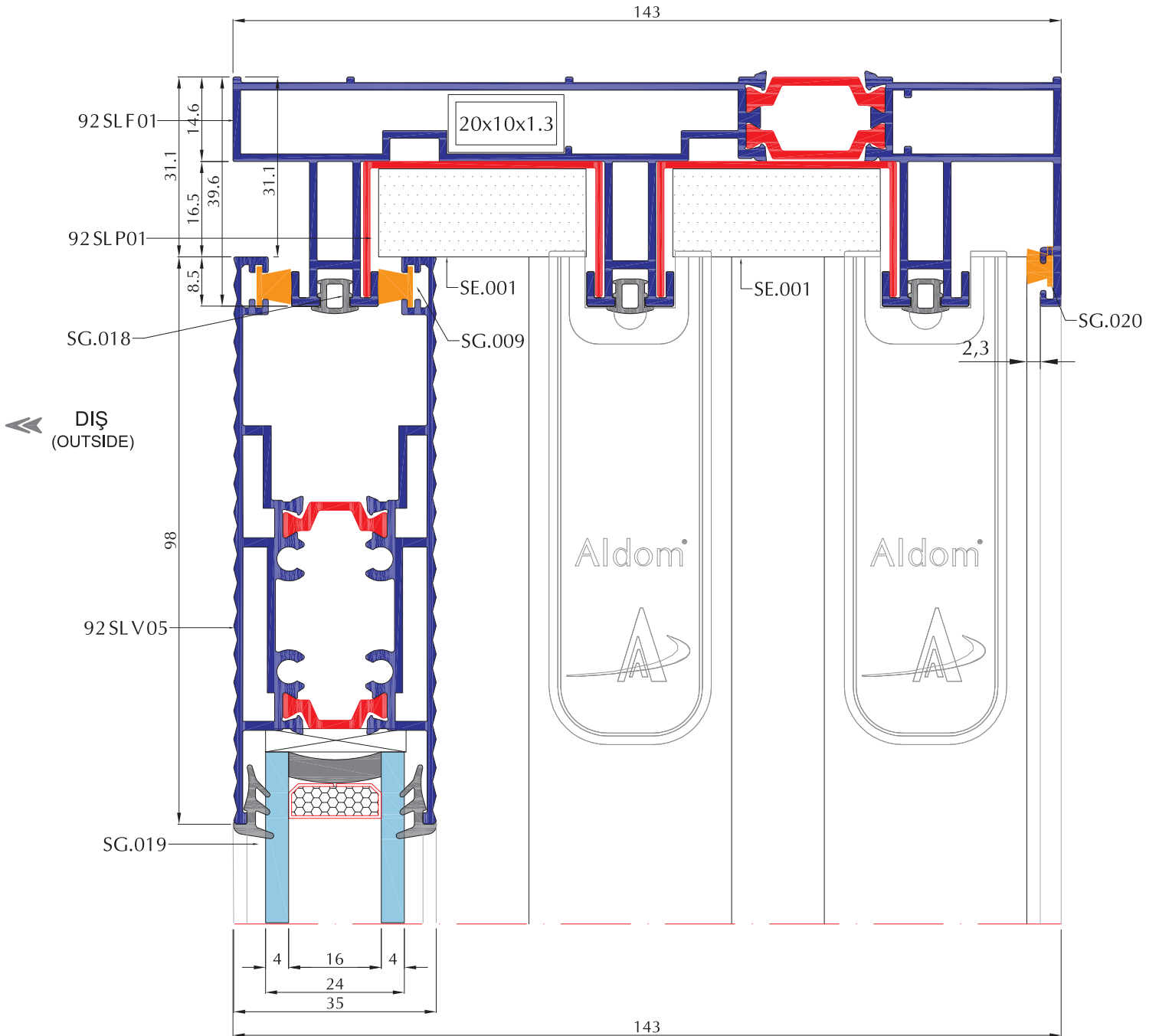
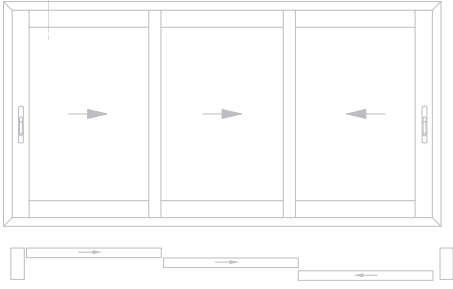


90° Klasik Sürme / 90° Classic Slide

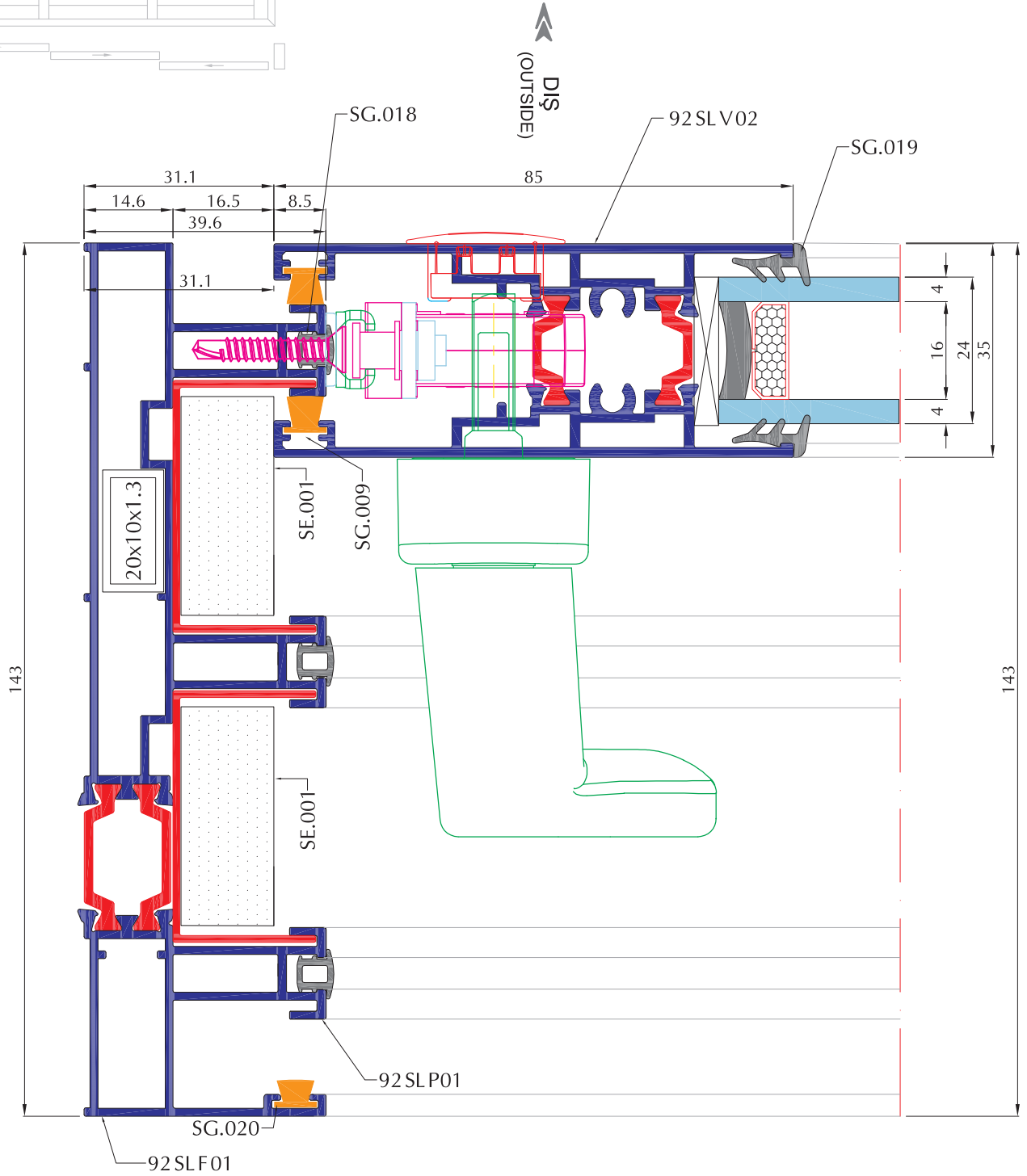
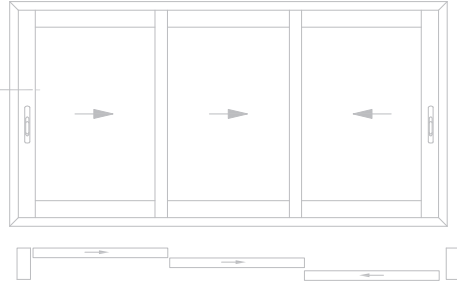
SİSTEM DETAYLARI SYSTEM DETAILS



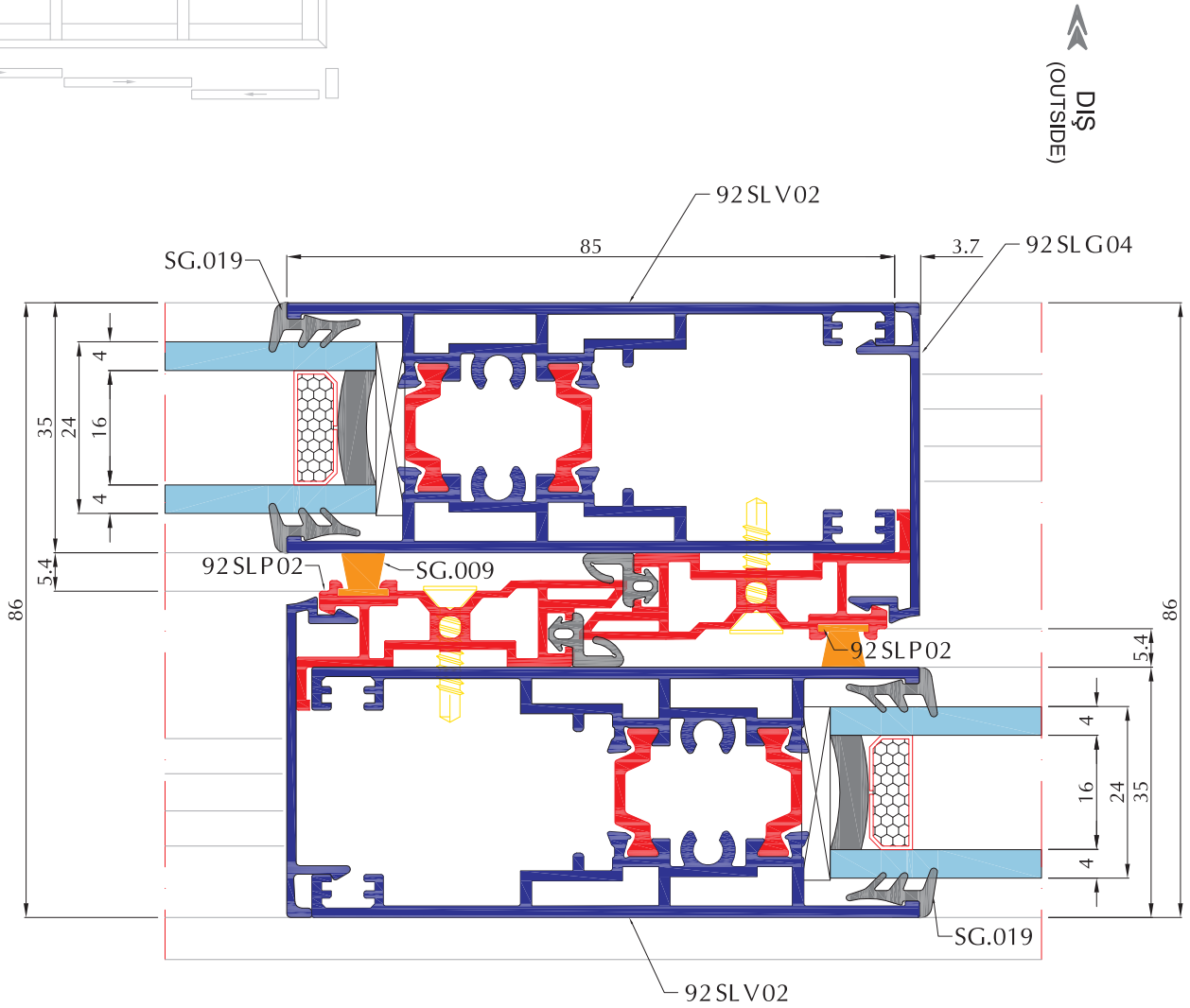
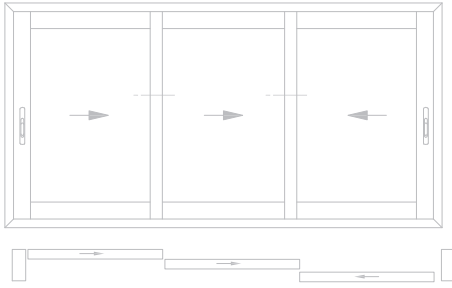
SİSTEM DETAYLARI SYSTEM DETAILS



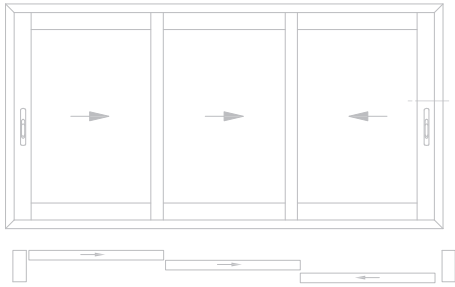
SİSTEM DETAYLARI SYSTEM DETAILS



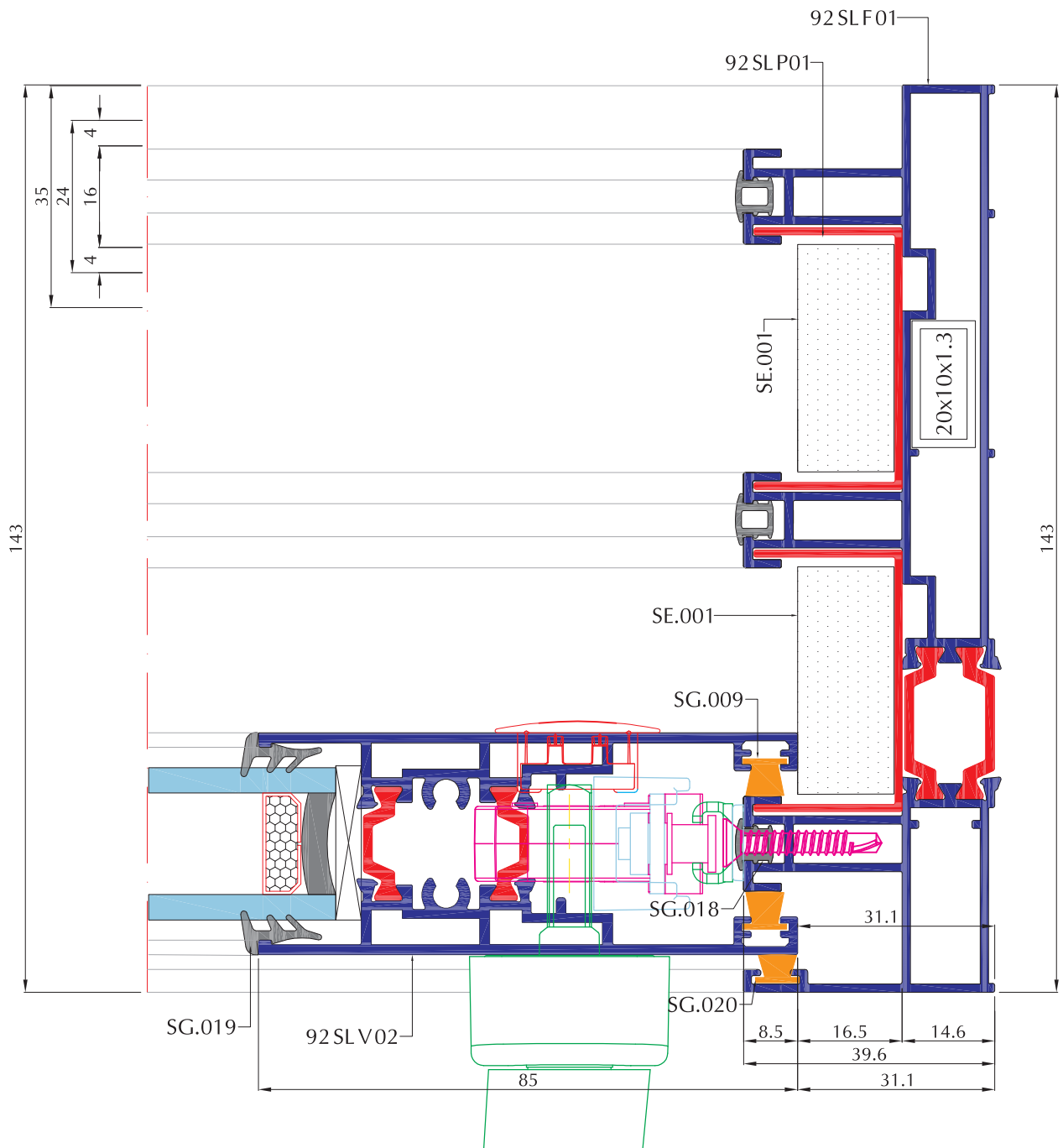
**SİSTEM DETAYLARI SYSTEM DETAILS**







DIŞ  
(OUTSIDE)



### PROFİL / PROFILE

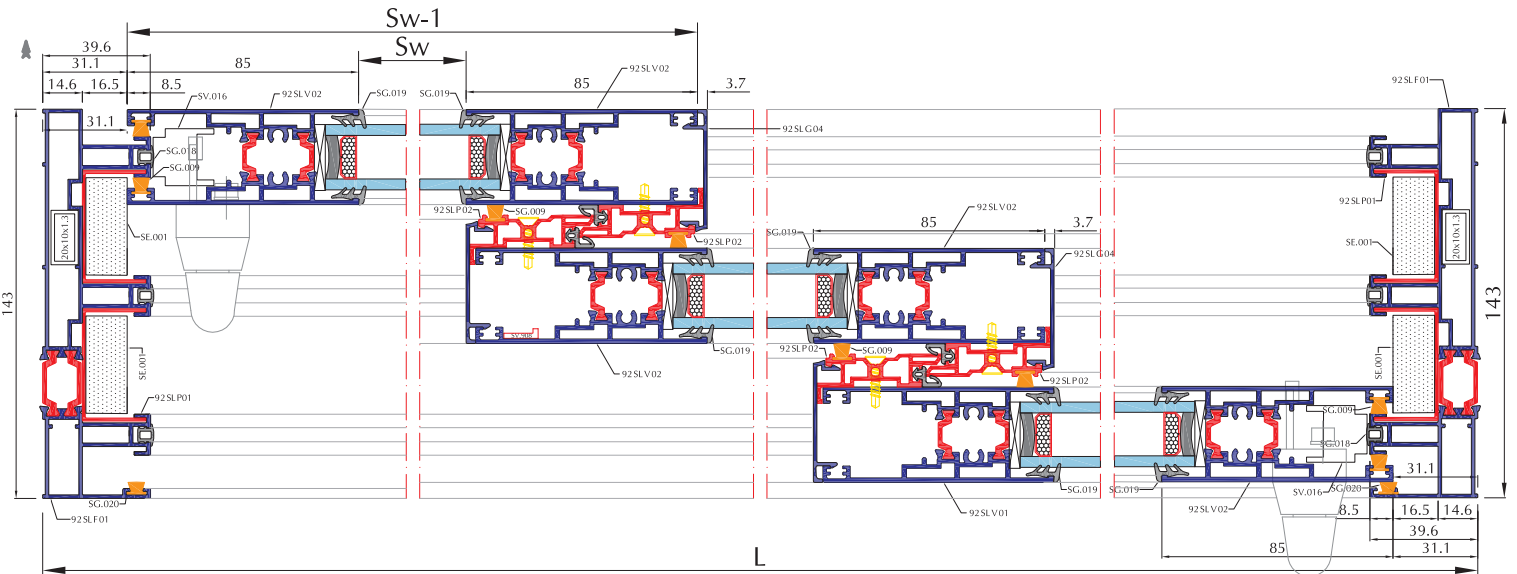
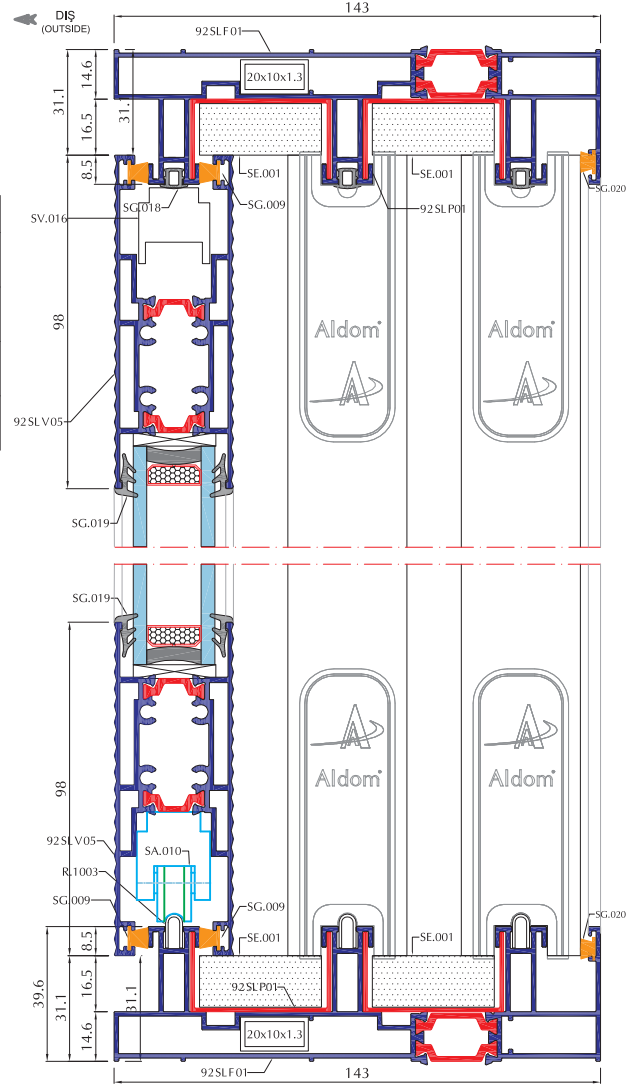
ADET Pcs	KOD Code	PROFİL TANIMI Description	KESİM ÖLÇÜSÜ Cutting Dimension	KESİM AÇISI Cutting Angle
2	92 SL F01	Düşey Kasa Pr.(Vertical Frame Pr.)	H	45°/45°
2	92 SL F01	Yatay Kasa Pr.(Horizontal Frame Pr.)	L	45°/45°
6	92 SL V02	Düşey Kanat Pr.(Vertical Vent Pr.)	HS = H - 68.2	90°/90°
6	92 SL V05	Yatay Kanat Pr.(Horizontal Vent Pr.)	Sw = L - 427,4 / 3	90°/90°
4	92 SL G04	Kenet Pr. (Hook Pr.)	H - 62.2	90°/90°

### AKSESUAR / ACCESSORY

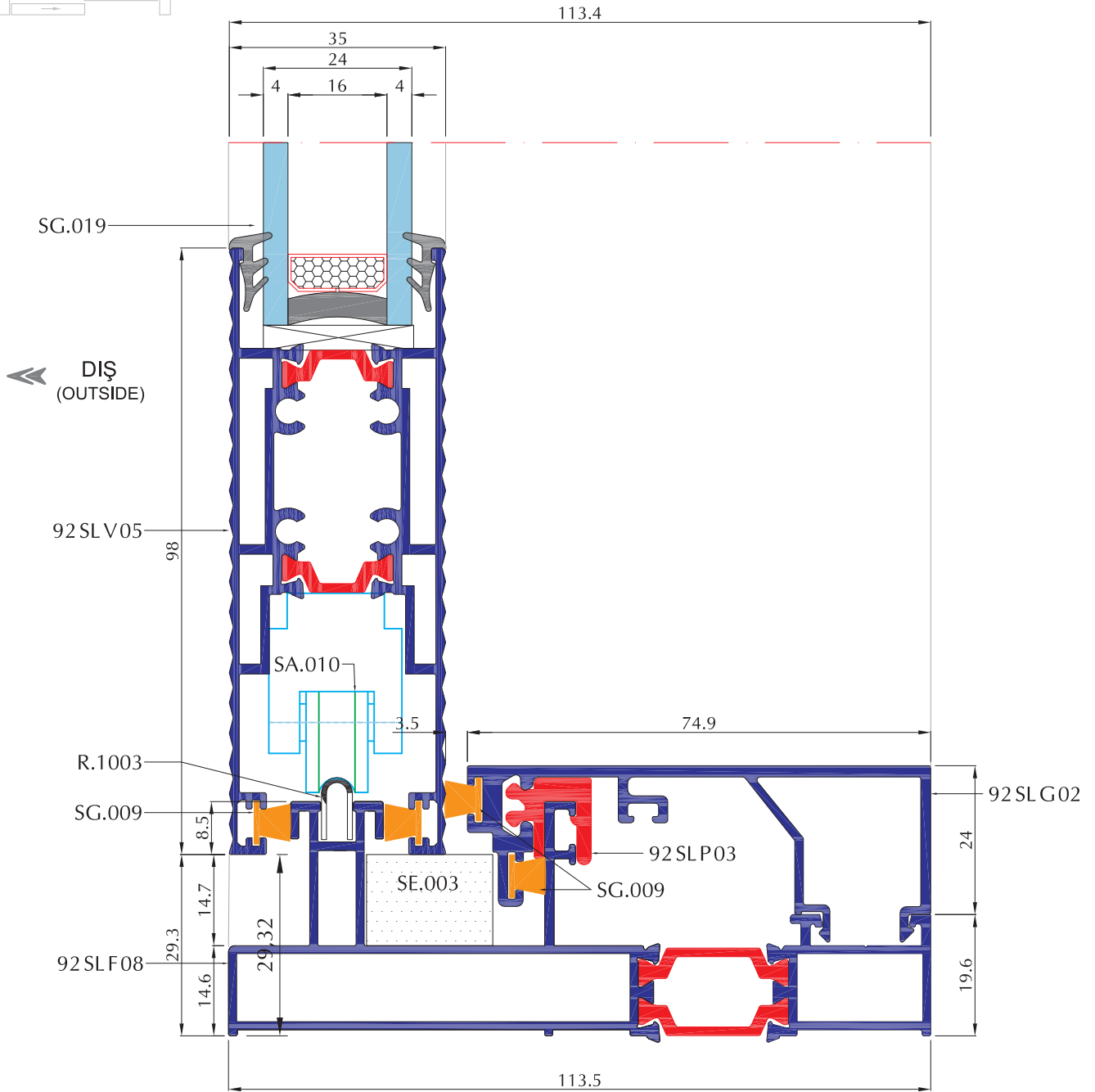
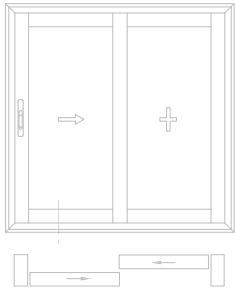
ADET Pcs	KOD Code	AKSESUAR TANIMI Description	ADET Pcs	KOD Code	AKSESUAR TANIMI Description
6	SV.002	Cam Takoğu 4 mm (Glazing Plugs 4mm)	4	AC-001	Kenetli Adap.Kap. Alt (Adapter-Vent Covers Bottom)
12	SV.901	90° Köşe Bağlantı Adaptörü (90° Wing Corner Wide Joints)	4	AC-002	Kenetli Adap.Kap. Üst (Adapter-Vent Covers Top)
8	KT-1010	Köşe Takoğu 24mm (Corner Cleats 24mm)	4	ST-001	Kanat Stoplama Adaptörü (Vent Stoper Adapter)
6	SA.010	Çift Ayarlı Rulman (SLIDING CARRIAGE ADJUSTING ROLLER)	8	SV.913	İspanyolet Yükseltme (Shims For Multipoint Locks)
2	SE.001	Kasa Alt Tozluk (CENTRAL BOTTOM SEALING)	Tahliye tapası 500mm'de bir. Draining slot at every 500mm		
2	SE.002	Kasa Üst Tozluk (CENTRAL TOP SEALING)	Cam kesim ölçüsü (Glass Cutting Size) Düşey Kanat (Vertical Sash) = H-233,8mm Yatay Kanat (Horizontal Sash) = L/3-111,5mm		

### FİTİLLER / GASKETS

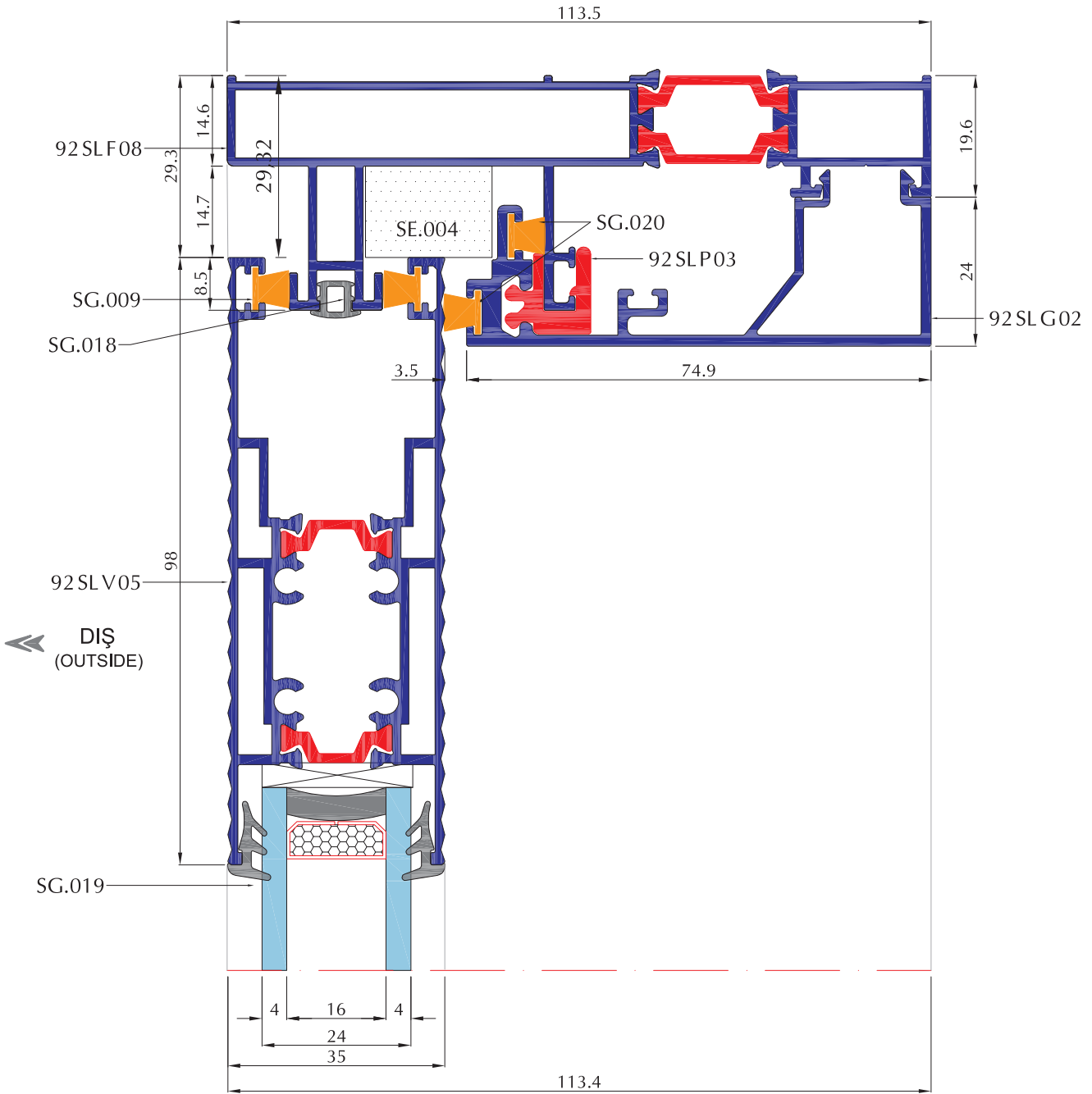
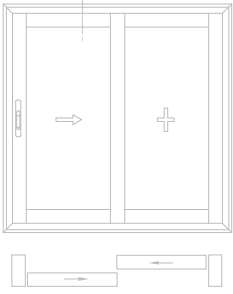
KOD Code	AKSESUAR TANIMI Description	KESİM ÖLÇÜSÜ Cutting Dimension
SG.018	Ray Fıtlı (Rail Gasket)	6 H + 3 L
SG.019	Cam Fıtlı (Glass Gasket)	Sw 12 Adet / Pieces HS - 170 mm 12 Adet / Pieces
SG.024	Kenet Fıtlı (Glass Gasket)	Hs x 4 Adet / Pieces
SG.009	Fırça Fıtlı (Sealing Brush)	12 Sw 1 + 8 Hs
SG.020	Fırça Fıtlı (Sealing Brush)	2 L + 2 H
SG.019	Merkezi Kanal Fıtlı (Central Channel)	L - 29,2 mm 4 Adet / Pieces H - 29,2 mm 4 Adet / Pieces
92 SL P02	Kenet Adaptörü (Hook Adapter)	Hs x 4 Adet / Pieces
R.1003	Çelik Ray (Steel Rail)	L - 80 mm 3 Adet / Pieces



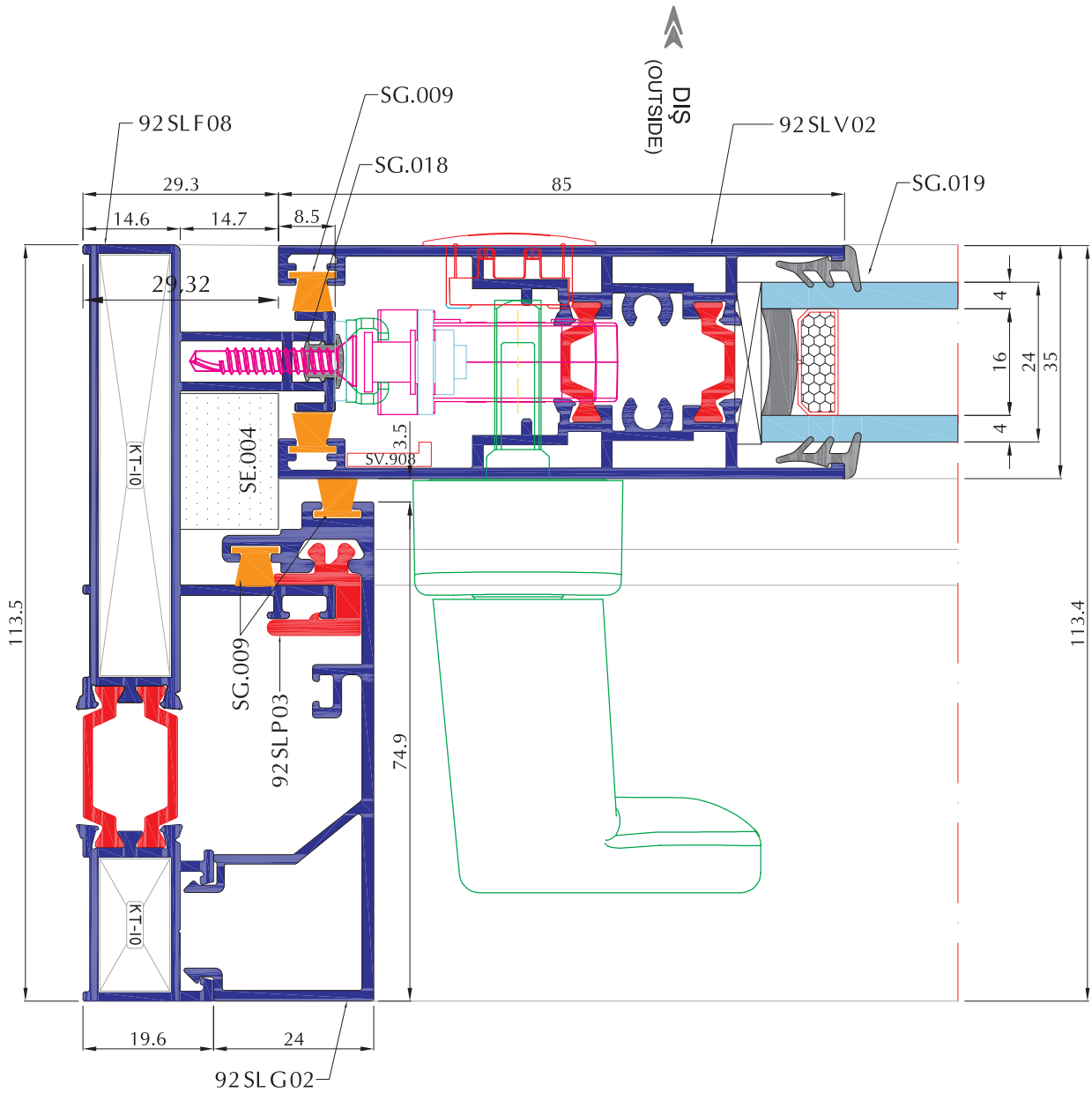
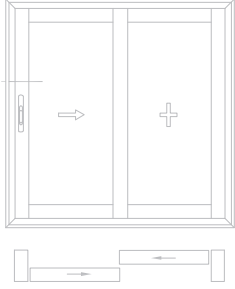
**SİSTEM DETAYLARI SYSTEM DETAILS**



**SİSTEM DETAYLARI SYSTEM DETAILS**

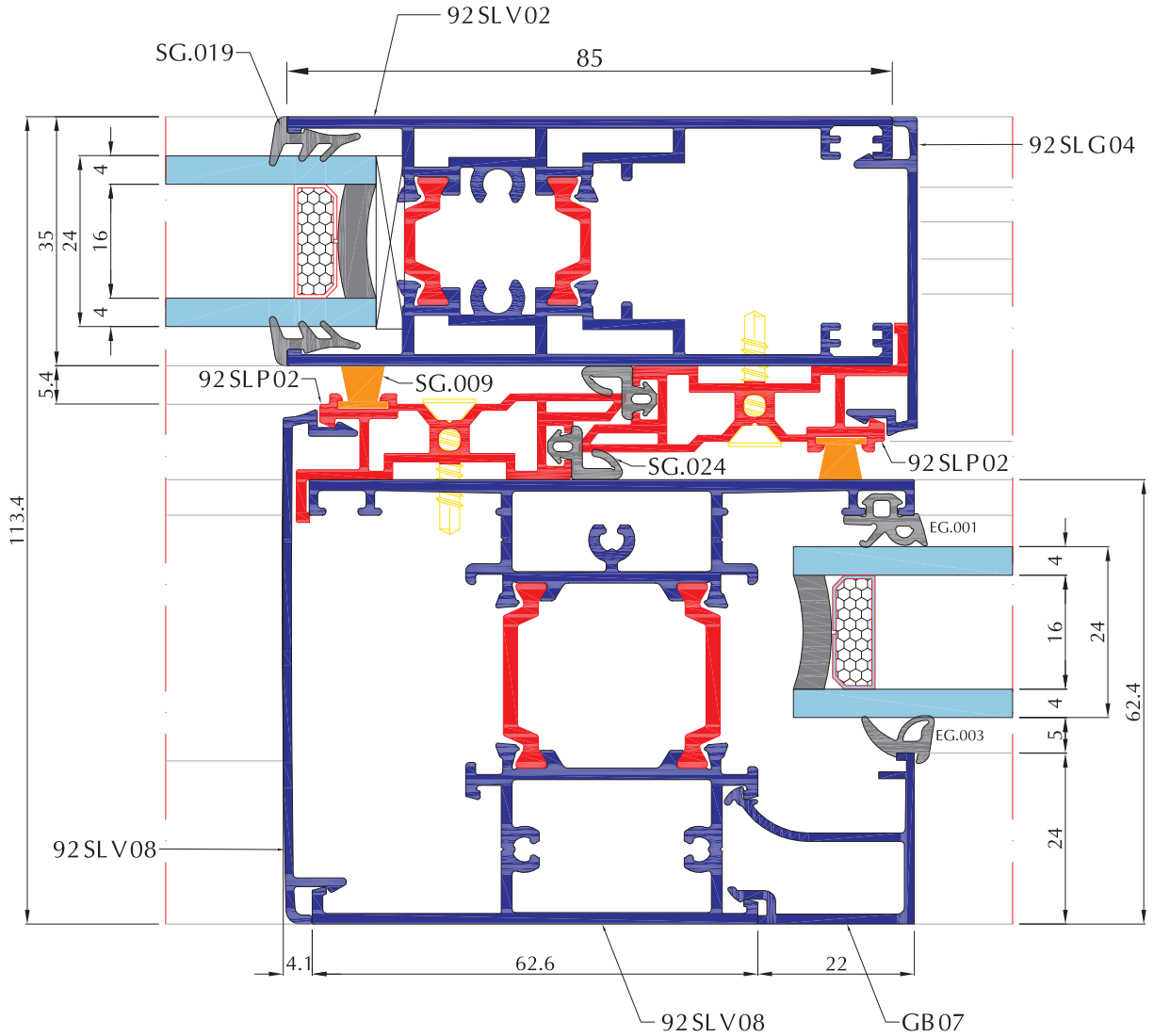
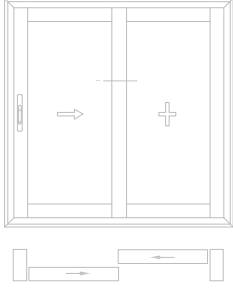


**SİSTEM DETAYLARI SYSTEM DETAILS**

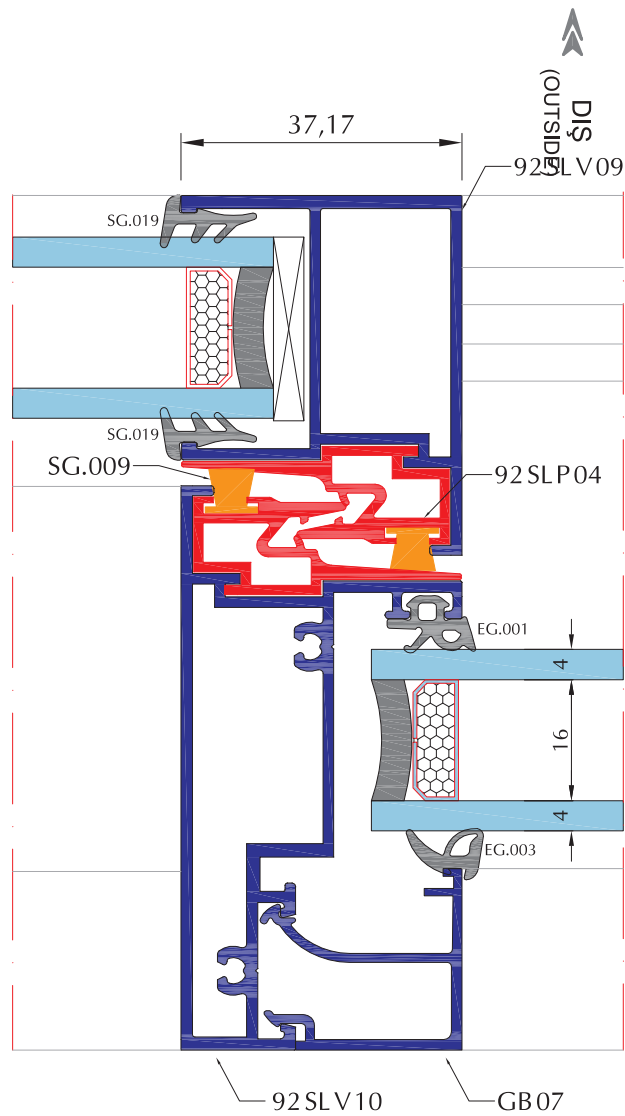
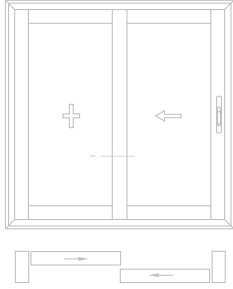


Ölçek: 1/1  
Scale: 1/1

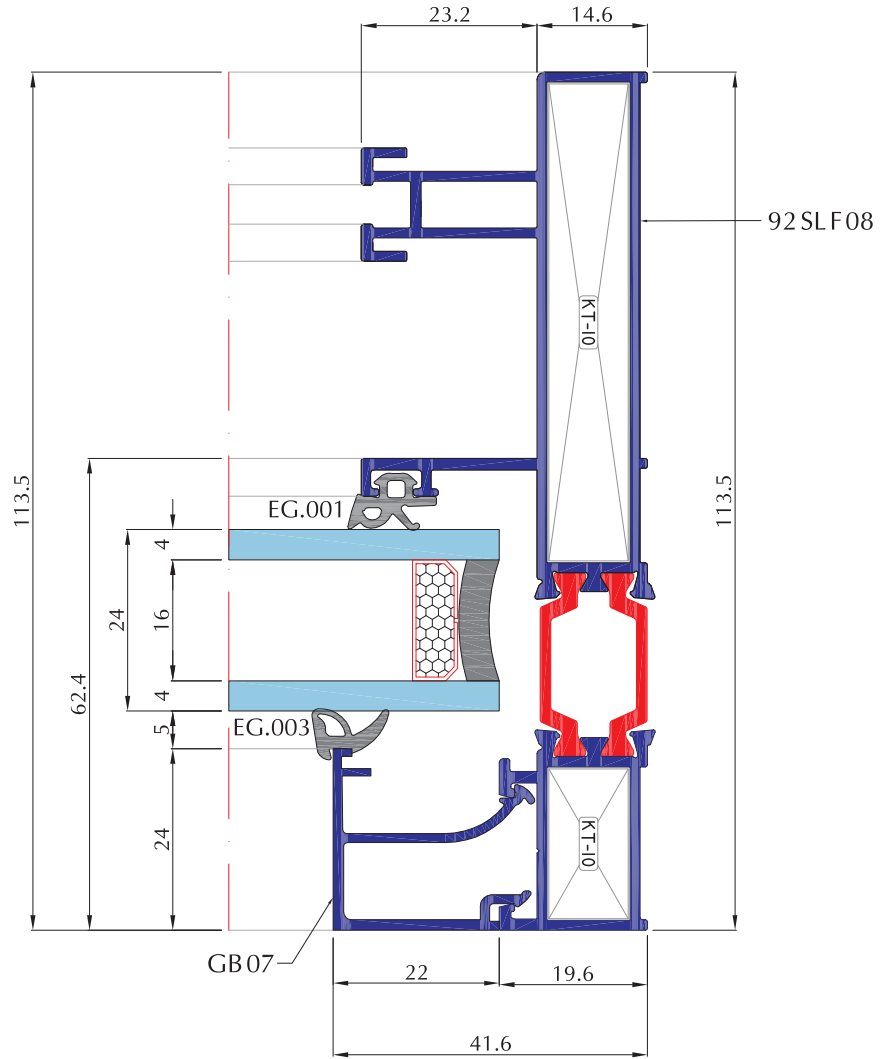
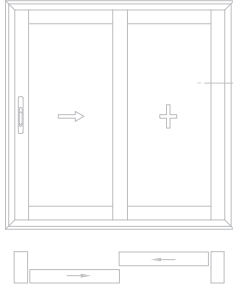
**SİSTEM DETAYLARI SYSTEM DETAILS**



SİSTEM DETAYLARI SYSTEM DETAILS



ALTERNATİF DETAY  
ALTERNATIVE DETAIL



### PROFİL / PROFILE

ADET Pcs	KOD Code	PROFİL TANIMI Description	KESİM ÖLÇÜSÜ Cutting Dimension	KESİM AÇISI Cutting Angle
2	92 SL F08	Düsey Kasa Pr.(Vertical Frame Pr.)	H	45°/45°
2	92 SL F08	Yatay Kasa Pr.(Horizontal Frame Pr.)	L	45°/45°
2	92 SL V01	Düsey Kanat Pr.(Vertical Vent Pr.)	HS = H - 64,6	90°/90°
2	92 SL V01	Yatay Kanat Pr.(Horizontal Vent Pr.)	Sw = L/2 - 164,5	90°/90°
1	92 SL V08	Orta Kayıt Pr.(Mullion Pr.)	Mh = H-29,2	90°/90°
1	92 SL G04	Kenet Pr. (Hook Pr.)	H - 58,6	90°/90°
1	92 SL G03	Kenet Pr. (Hook Pr.)	H - 58,6	90°/90°
2	92 SL G02	Adaptör (Adapter)	Gw-2 = L/2 - 63,8	90°/90°
2	92 SL G02	Adaptör (Adapter)	Gh-1 = H - 87,3	90°/90°
1	GB-07	Cam Çıtası-L (Glazing Bad -L)	Gw-1 = L2 - 40,2	90°/90°
2	GB-07	Cam Çıtası-H (Glazing Bad-H)	Gh-2 = H - 83,2	90°/90°

### AKSESUAR / ACCESSORY

ADET Pcs	KOD Code	AKSESUAR TANIMI Description
4	SV.002	Cam Takozu 4 mm (Glazing Plugs 4mm)
4	SV.901	90° Köşe Bağlantı Adaptörü (90° Wing Corner Wide Joints)
4	KT-1013	Köşe Takozu 63,1mm (Corner Cleats 63,1mm)
4	KT-1012	Köşe Takozu 19,8mm (Corner Cleats 19,8mm)
2	SA.010	Çift Ayarlı Rulman (SLIDING CARRIAGE ADJUSTING ROLLER)
1	SE.001	Kasa Alt Tozluk (CENTRAL BOTTOM SEALING)
1	SE.002	Kasa Üst Tozluk (Central Top Sealing)

ADET Pcs	KOD Code	AKSESUAR TANIMI Description
2	AC-001	Kenetli Adap.Kap. Alt (Adapter-Vent Covers Bottom)
2	AC-002	Kenetli Adap.Kap. Üst (Adapter-Vent Covers Top)
2	ST-001	Kanat Stoplama Adaptörü (Vent Stoper Adapter)
8	SV.913	İspanyolet Yükseltme (Shims For Multipoint Locks)

### FİTİLLER / GASKETS

KOD Code	AKSESUAR TANIMI Description	KESİM ÖLÇÜSÜ Cutting Dimension
SG.018	Ray Fıtlı (Rail Gasket)	2 H + 1 L
EG.001	Cam Fıtlı (Glass Gasket)	Gw-1=2 Adet / Pieces H=2 Adet / Pieces
SG.019	Cam Fıtlı (Glass Gasket)	Sw 4 Adet / Pieces HS - 170 mm 4 Adet / Pieces
EG.003	Cam Fıtlı (Glass Gasket)	Gw-1 x 2 Adet / Pieces H x 2 Adet / Pieces
EG.003	Kenet Fıtlı (Glass Gasket)	Hs x 2 Adet / Pieces
SG.009	Fırça Fıtlı (Sealing Brush)	8 Sw + 6 Hs

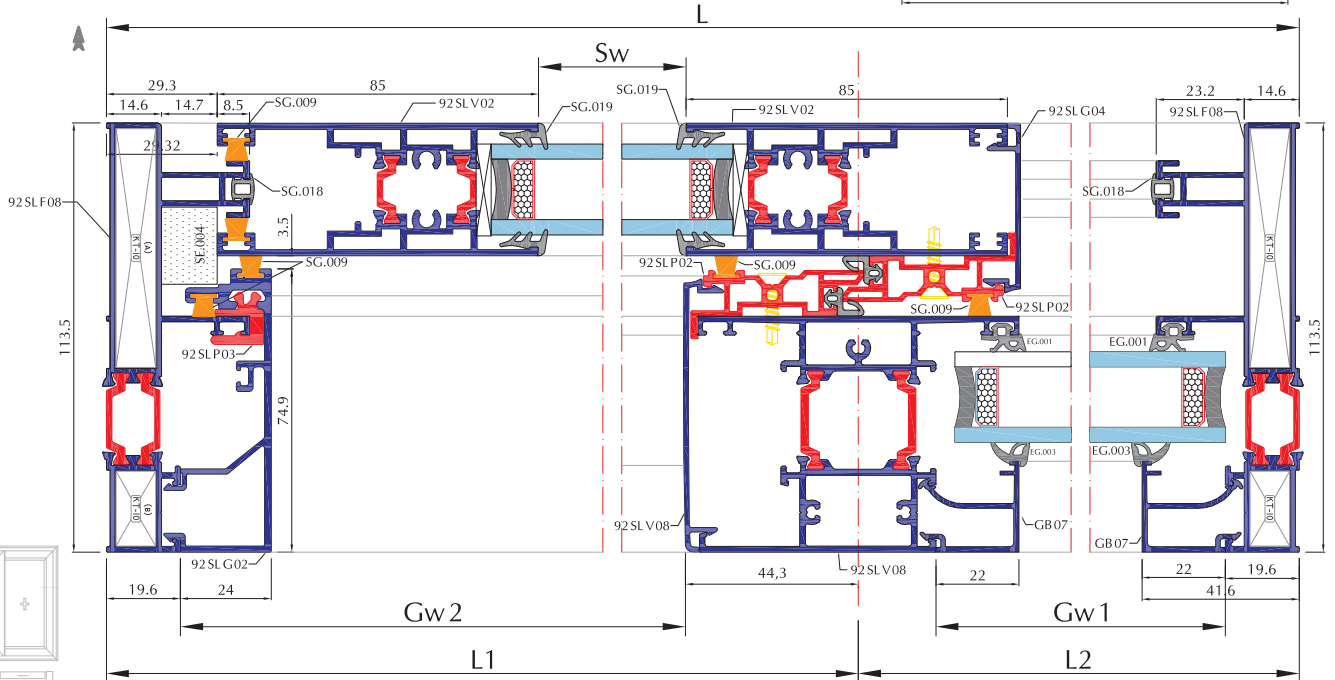
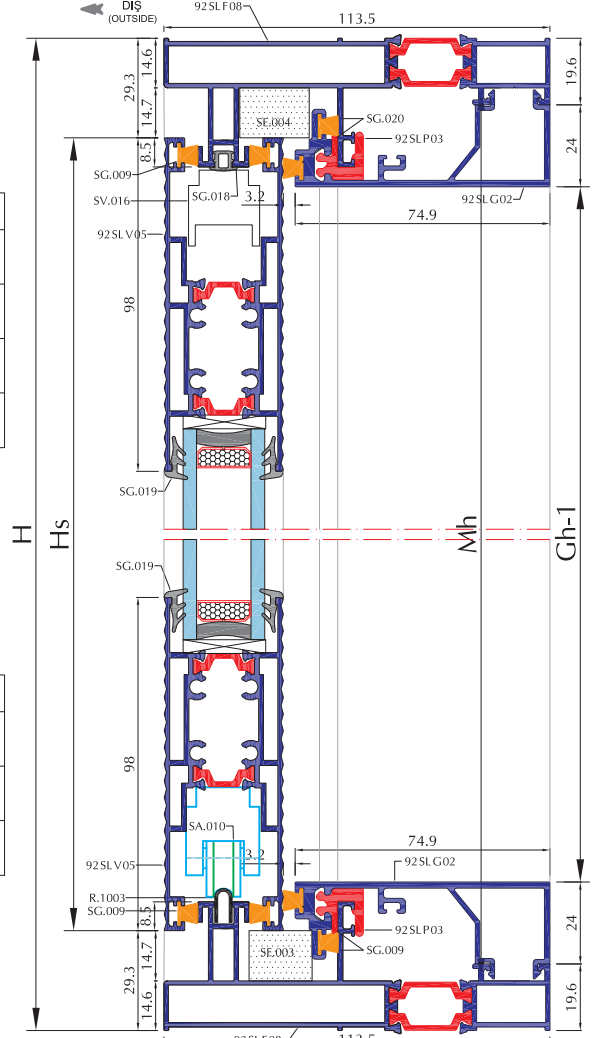
### FİTİLLER / GASKETS

KOD Code	AKSESUAR TANIMI Description	KESİM ÖLÇÜSÜ Cutting Dimension
92 SL P03	Tekli Kasa Adaptörü (Single Rail Adapter)	L1 x 2 = 300mm/ad H = 300mm/ad
92 SL P02	Pvc Kenet Profili (Pvc Hook Profile)	Hs x 2 Adet / Pieces
R.1003	Çelik Ray (Steel Rail)	L - 80 mm 1 Adet / Pieces

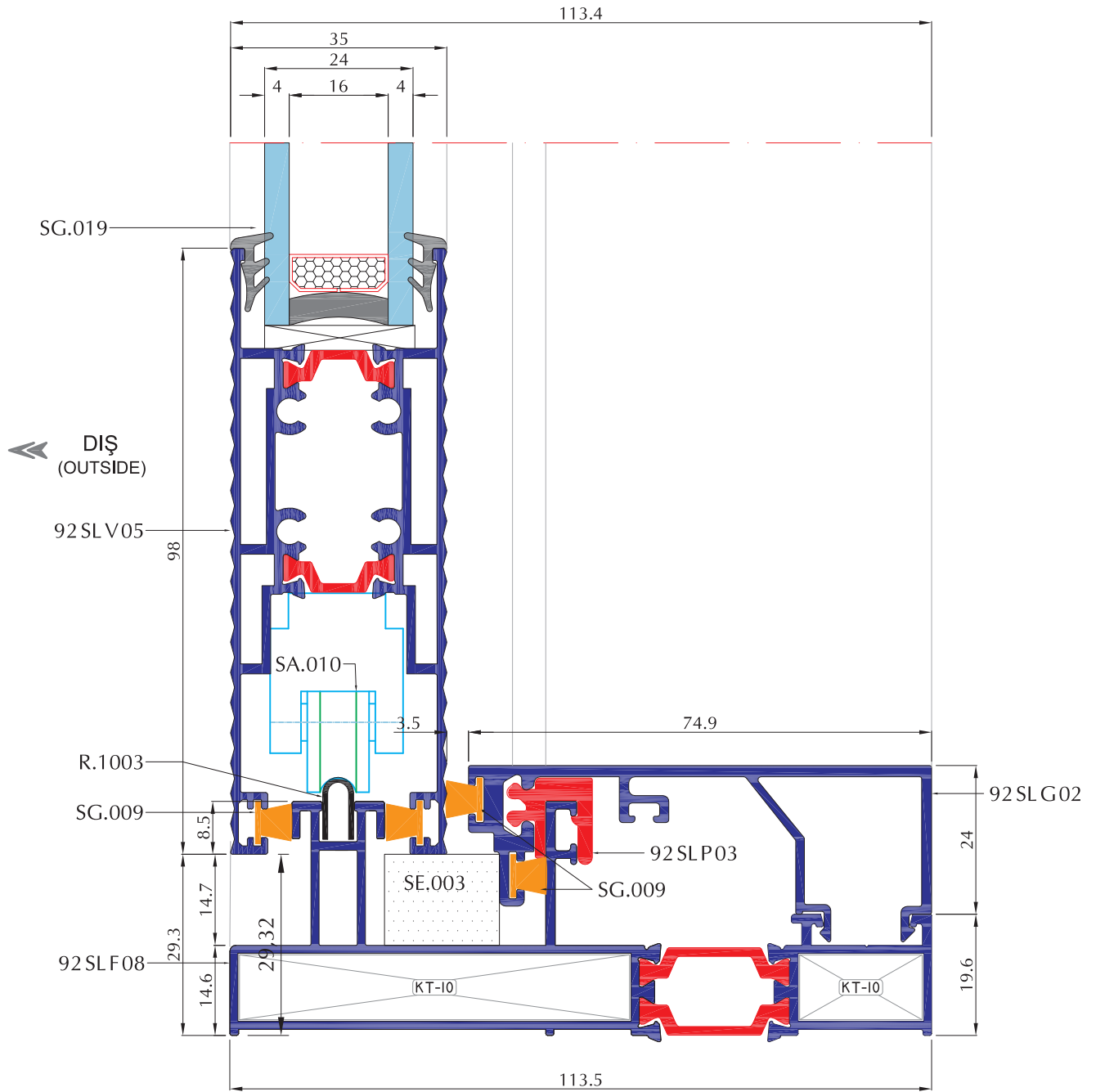
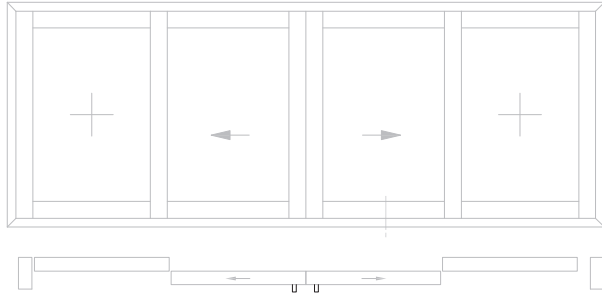
Tahliye tapası 500mm'de bir.  
Drainage slot at every 500mm

Cam kesim ölçüsü (Glass Cutting Size)  
Düsey Kanat (Vertical Sash) = H-230,2mm  
Yatay Kanat (Horizontal Sash) = L/2 - 134,1 mm

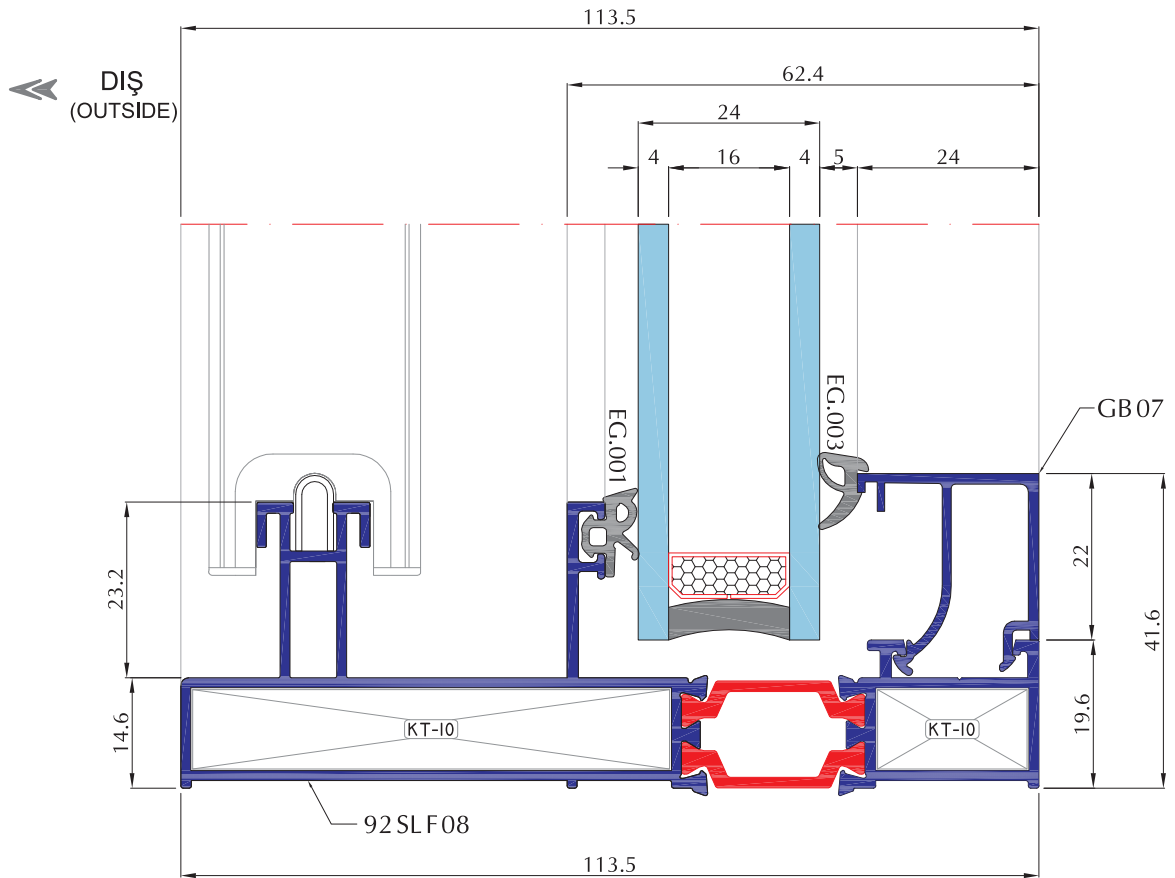
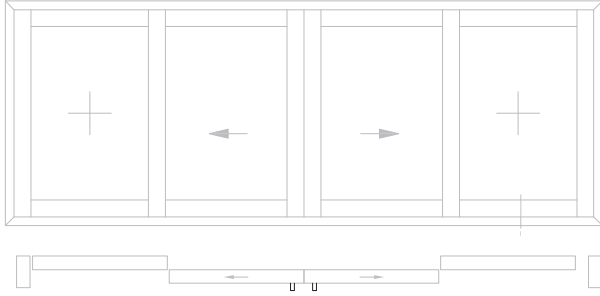
Düsey Sabit (Vertical Fix) = H-39,2mm  
Yatay Sabit (Horizontal Fix) = L/2 - 46,4mm



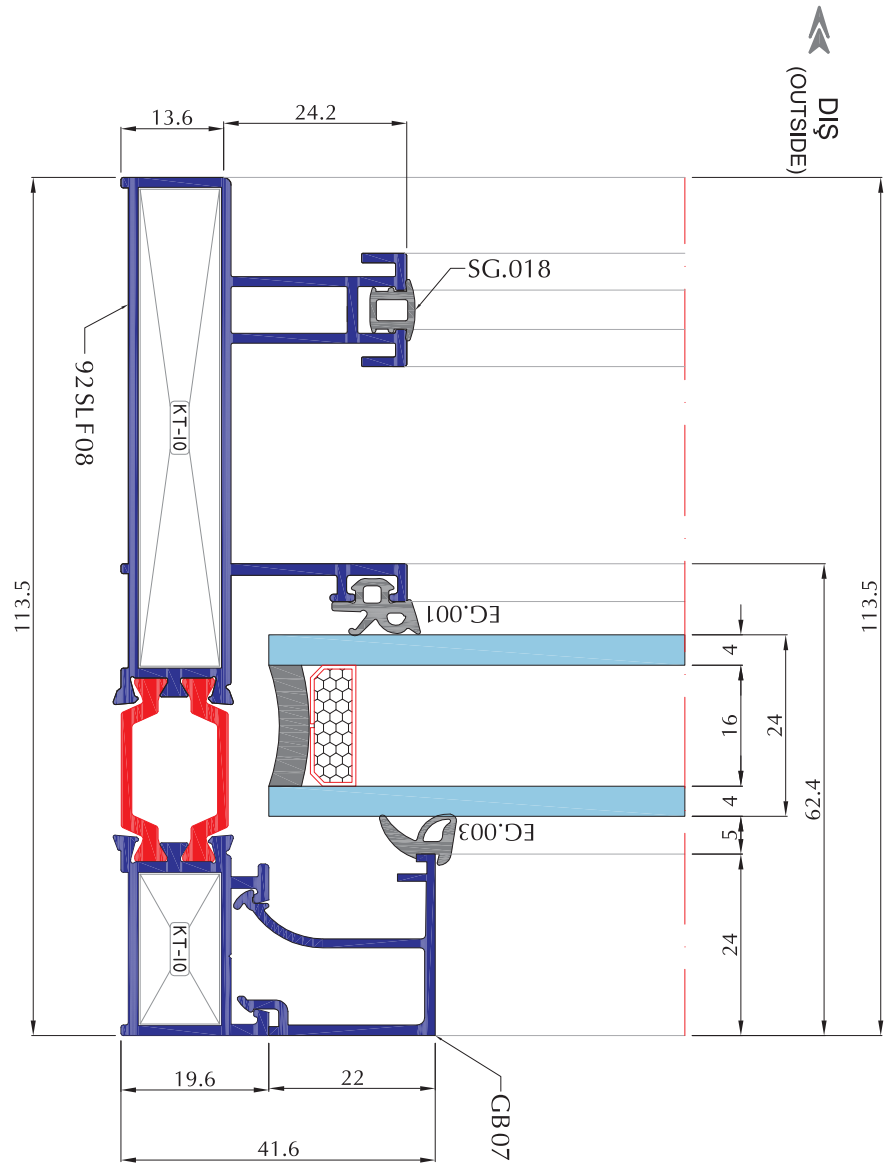
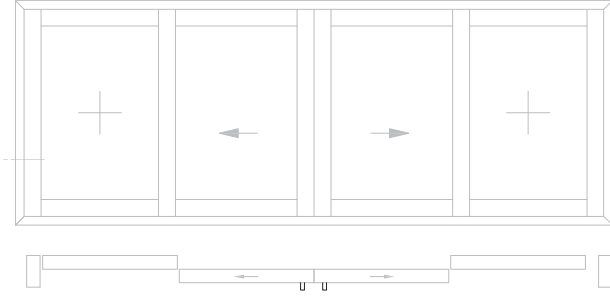
**SİSTEM DETAYLARI SYSTEM DETAILS**



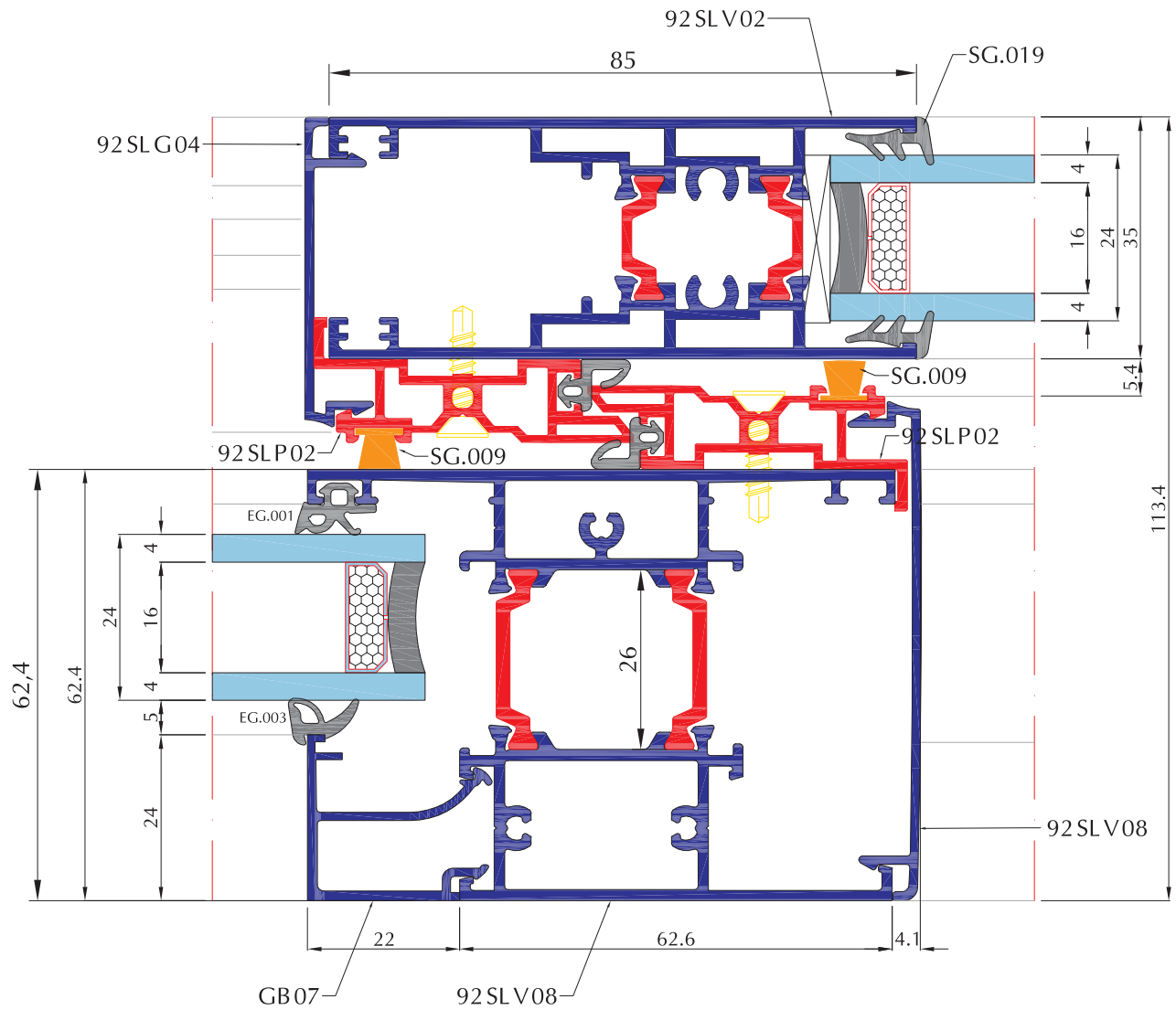
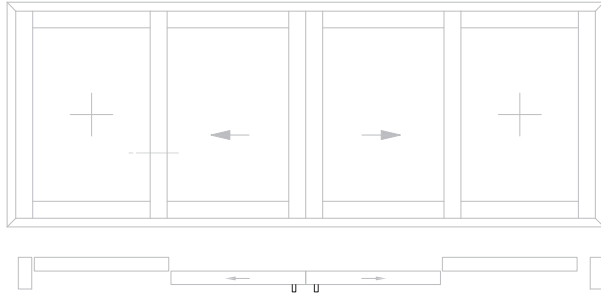
**SİSTEM DETAYLARI SYSTEM DETAILS**



SİSTEM DETAYLARI SYSTEM DETAILS

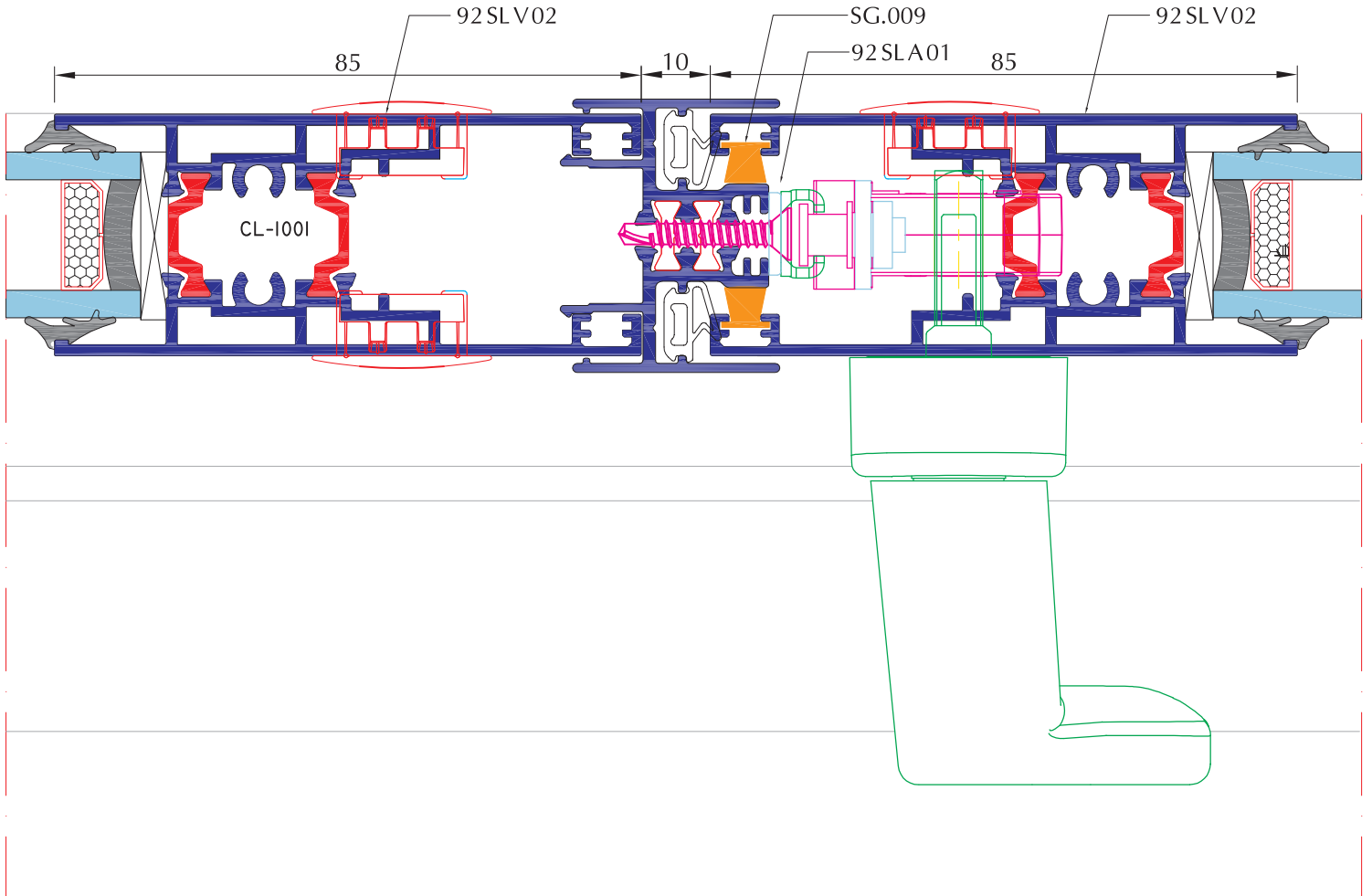
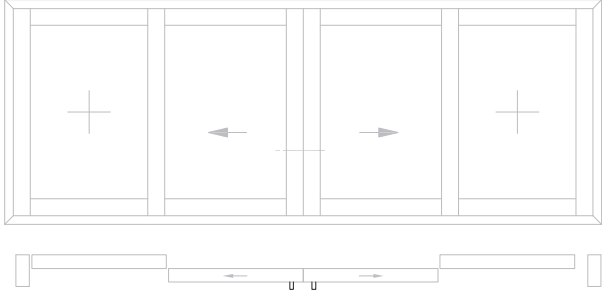


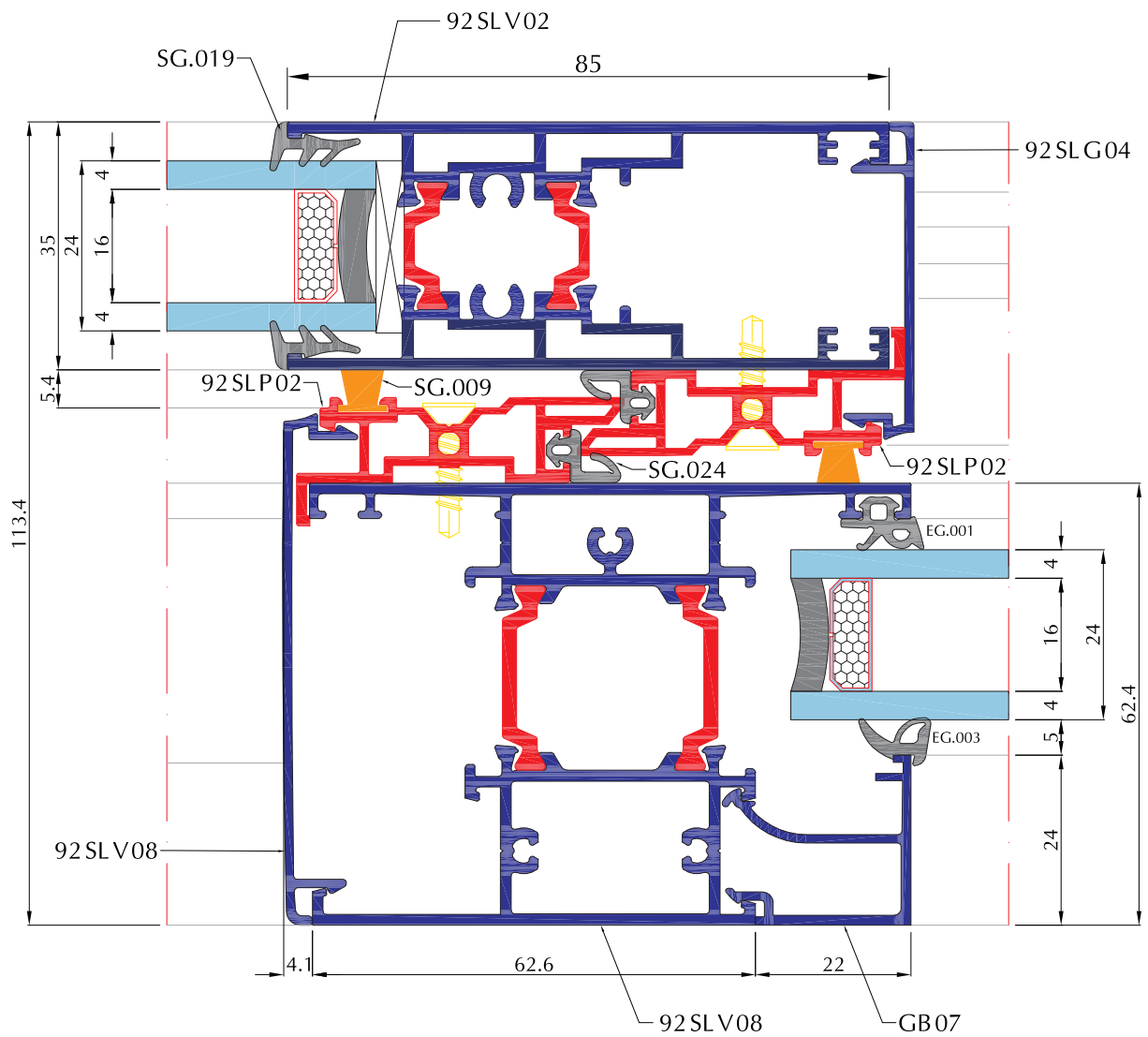
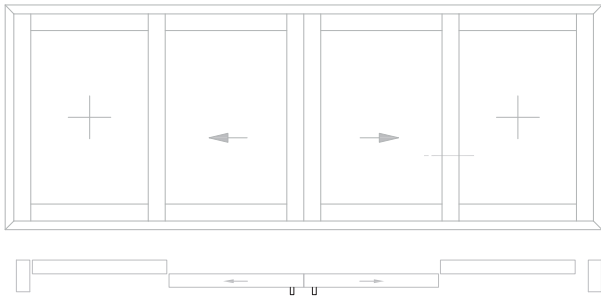
**SİSTEM DETAYLARI SYSTEM DETAILS**



Ölçek: 1/1  
Scale: 1/1

**SİSTEM DETAYLARI** SYSTEM DETAILS

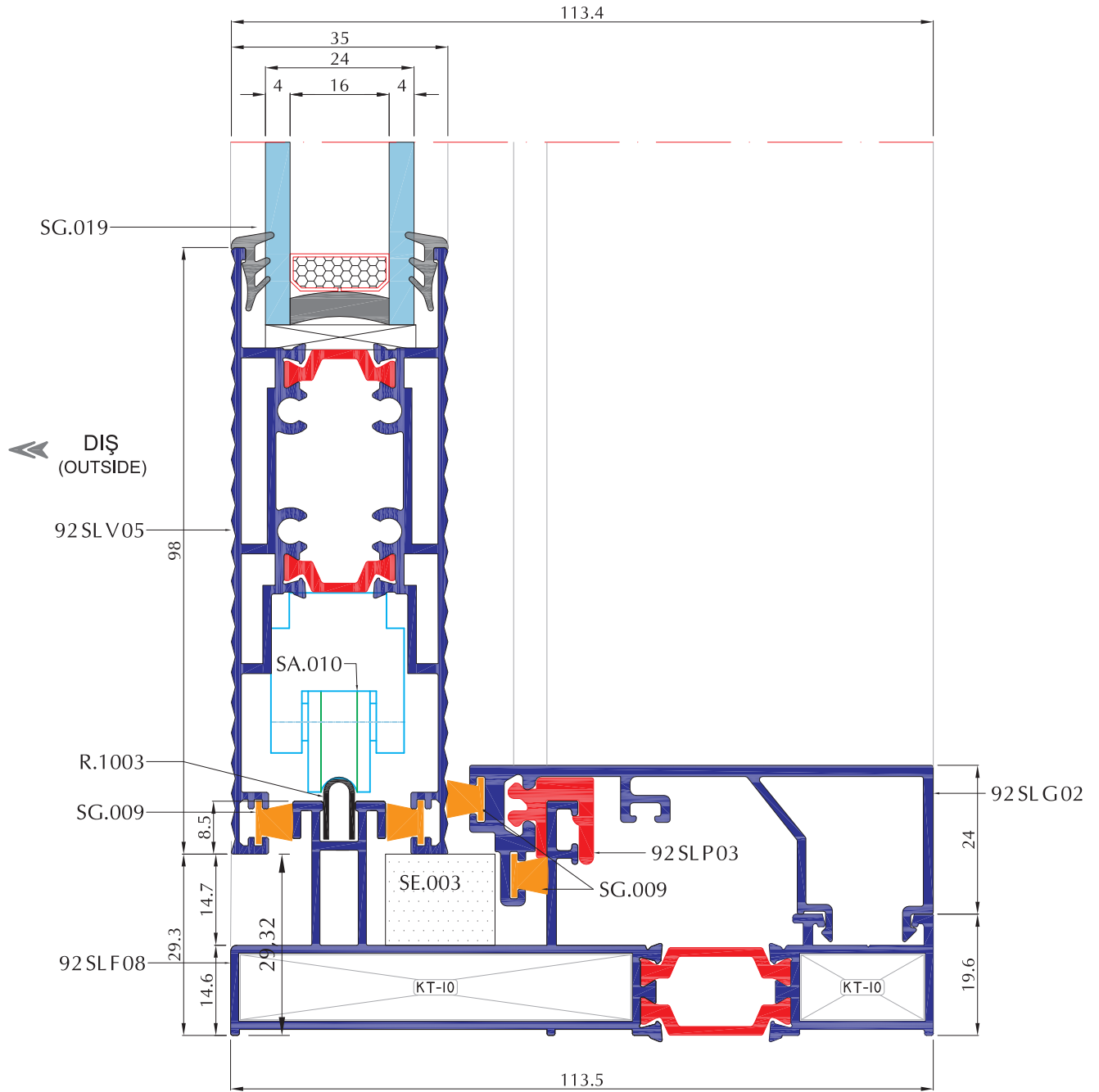
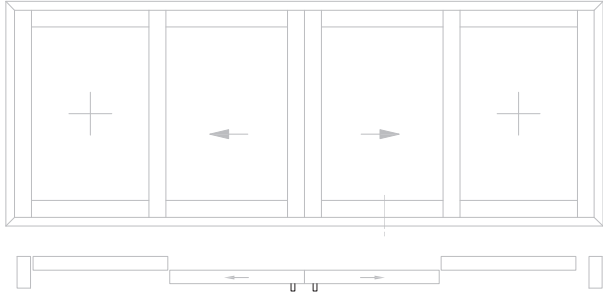




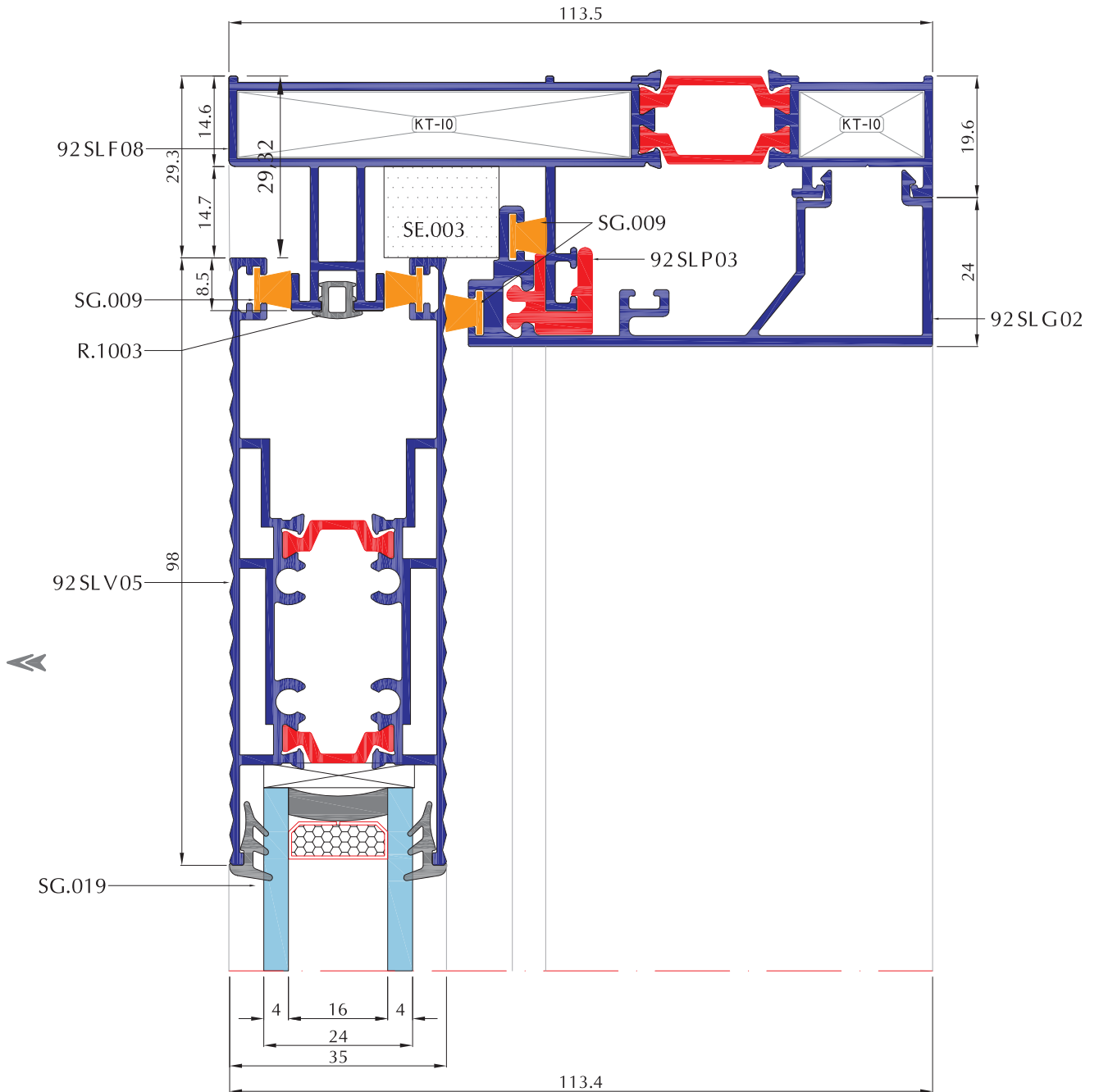
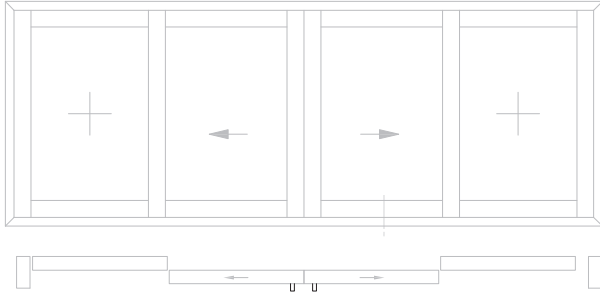




SİSTEM DETAYLARI SYSTEM DETAILS

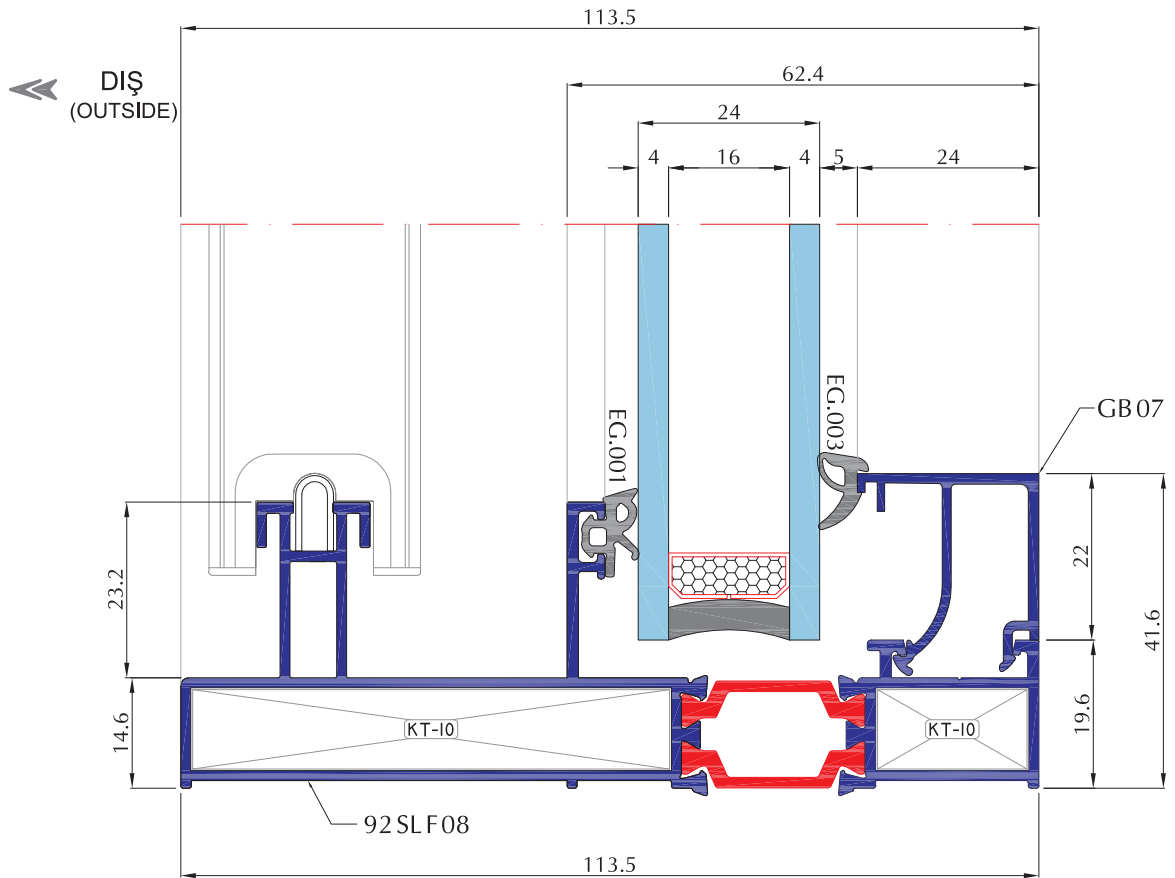
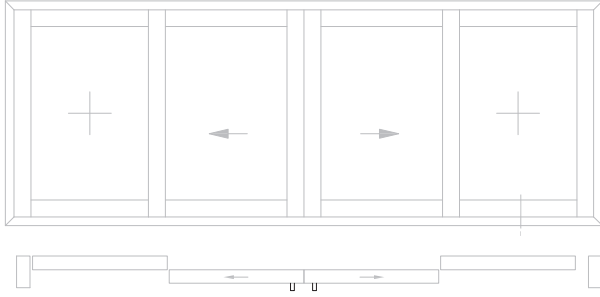


**SİSTEM DETAYLARI SYSTEM DETAILS**

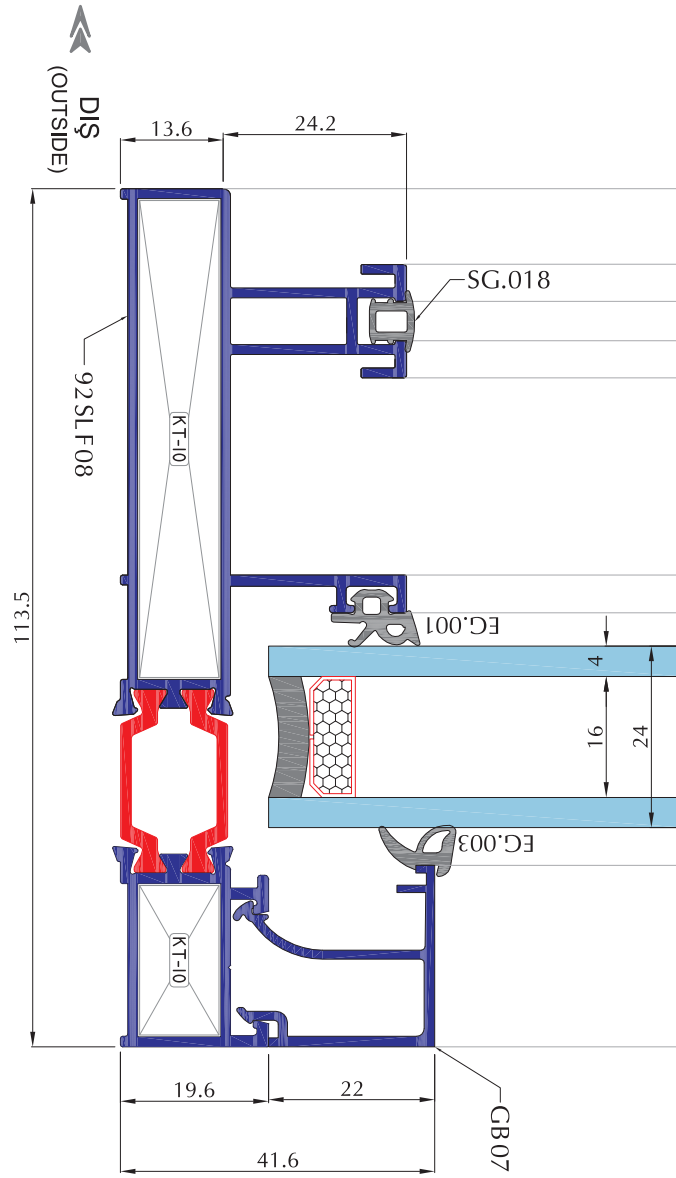
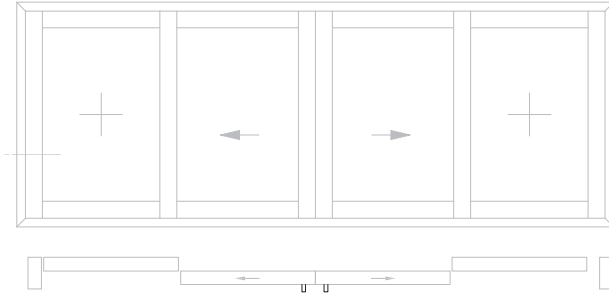


Ölçek: 1/1  
Scale: 1/1

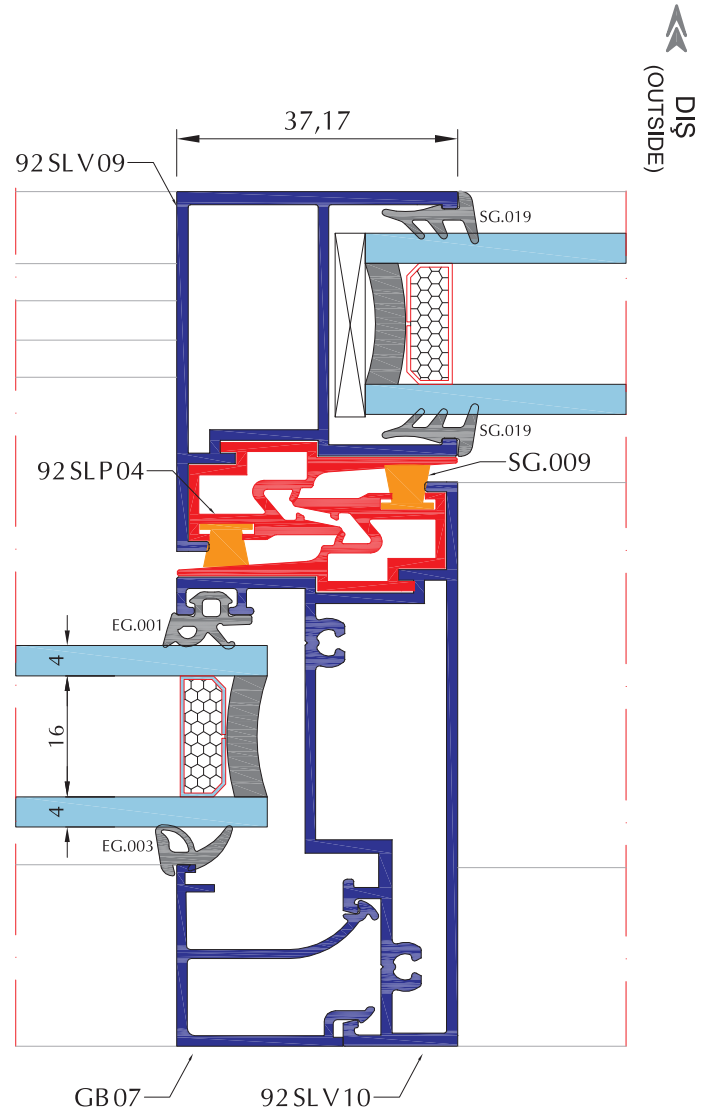
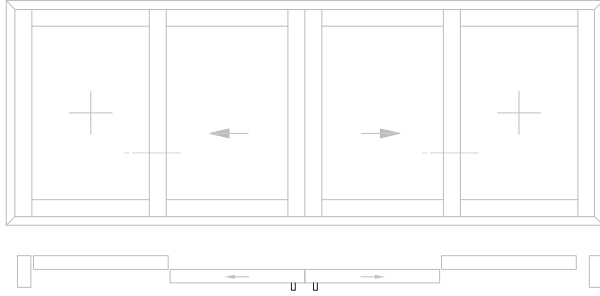
SİSTEM DETAYLARI SYSTEM DETAILS

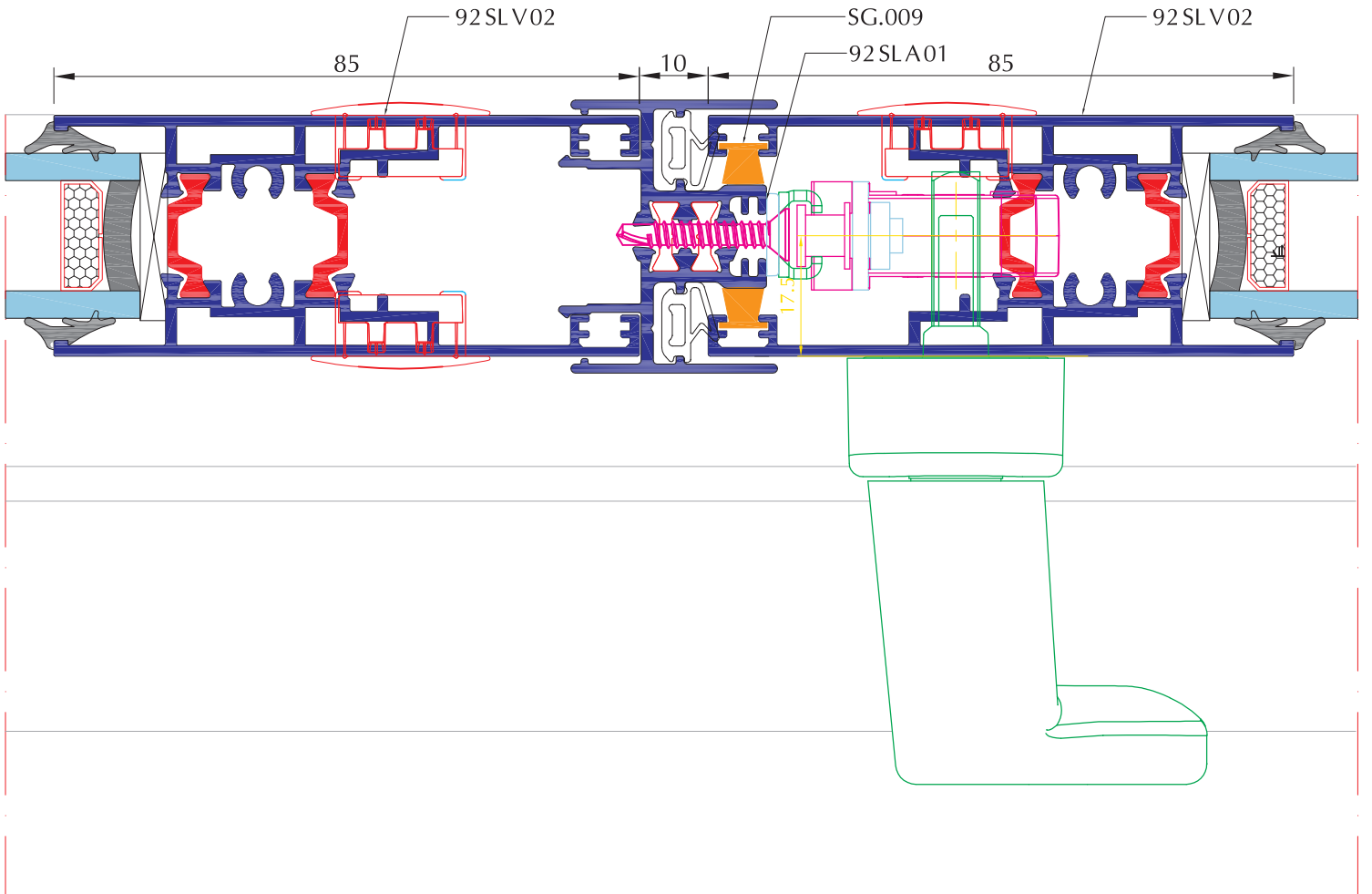
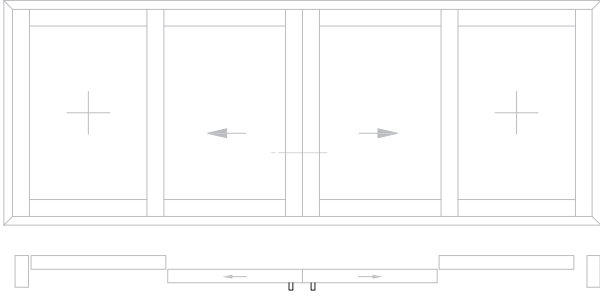


SİSTEM DETAYLARI SYSTEM DETAILS

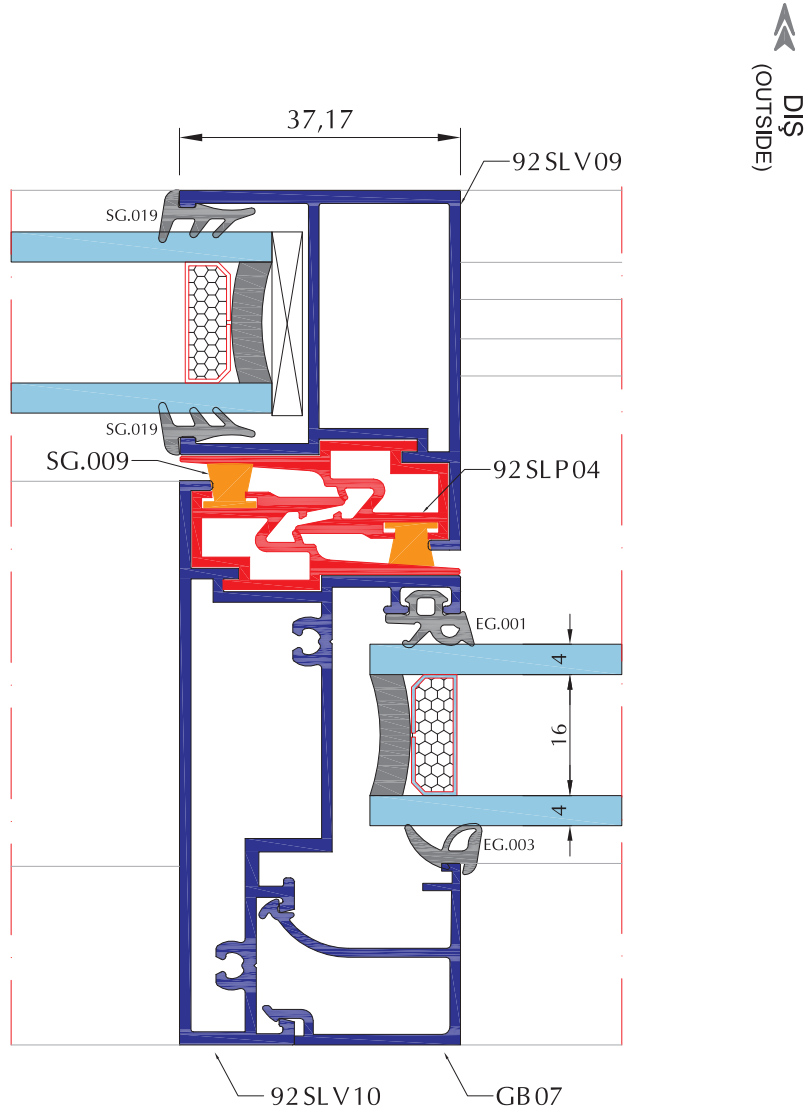
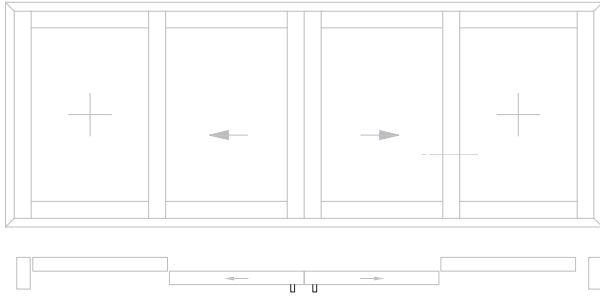


SİSTEM DETAYLARI SYSTEM DETAILS

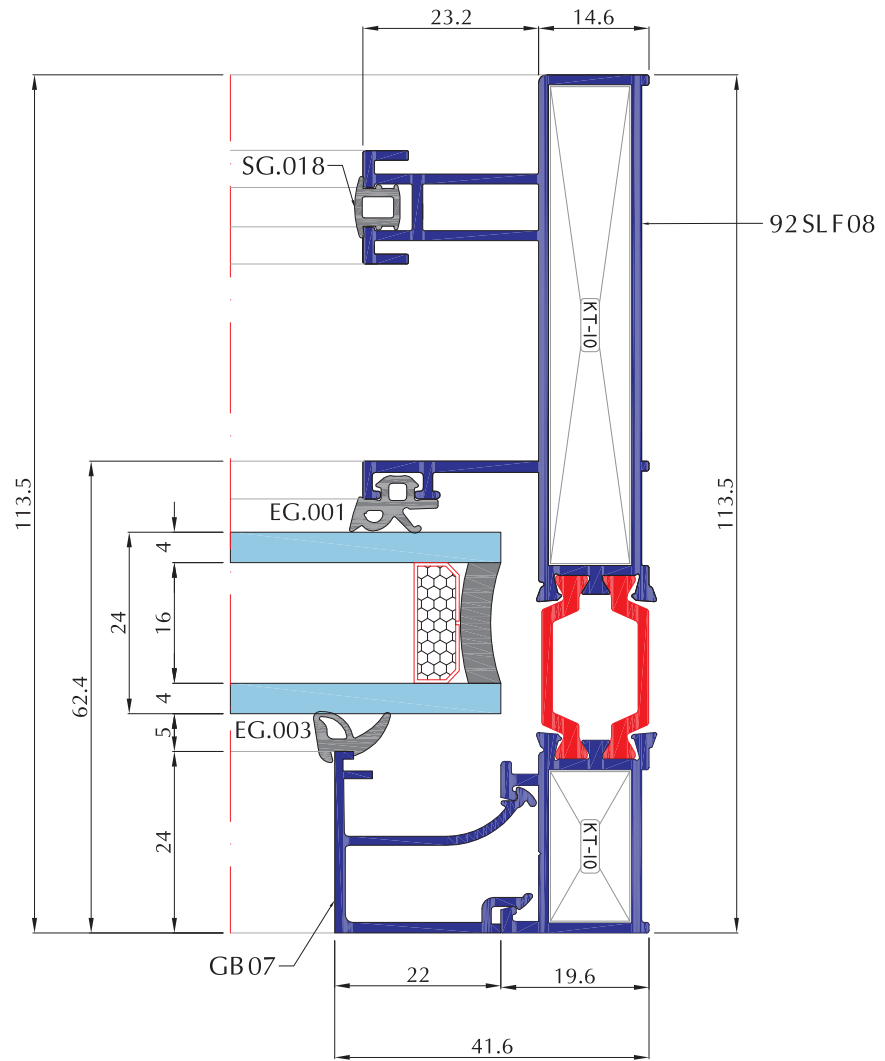
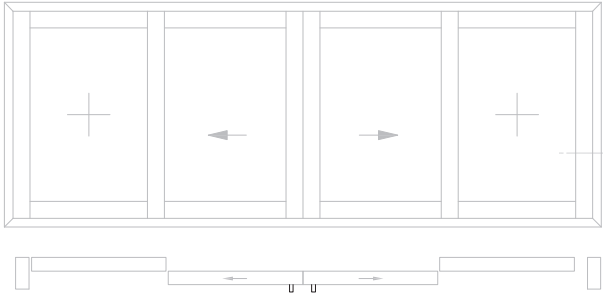




SİSTEM DETAYLARI SYSTEM DETAILS



SİSTEM DETAYLARI SYSTEM DETAILS



### PROFİL / PROFILE

ADET Pcs	KOD Code	PROFİL TANIMI Description	KESİM ÖLÇÜSÜ Cutting Dimension	KESİM AÇISI Cutting Angle
2	92 SL F08	Düsey Kasa Pr.(Vertical Frame Pr.)	H	45°/45°
2	92 SL F08	Yatay Kasa Pr.(Horizontal Frame Pr.)	L	45°/45°
4	92 SL V02	Düsey Kanat Pr.(Vertical Vent Pr.)	HS = H - 64,6	90°/90°
4	92 SL V05	Yatay Kanat Pr.(Horizontal Vent Pr.)	Sw = L/4 - 129	90°/90°
2	92 SL V10	Orta Kayıt Pr.(Mullion Pr.)	Mh = H-29,2	90°/90°
1	92 SL A01	Orta Adaptör (Adapter)	Hs - 60	90°/90°
2	92 SL G02	Adaptör (Adapter)	L2 + L3 - 91,52	90°/90°
4	GB-07	Cam Çıtası (Glazing Bad)	L1=L4 - 40,1	90°/90°
4	GB-07	Cam Çıtası (Glazing Bad)	Gh-2 = H - 83,2	90°/90°

### AKSESUAR / ACCESSORY

ADET Pcs	KOD Code	AKSESUAR TANIMI Description
8	SV.002	Cam Takozu 4 mm (Glazing Plugs)
4	SV.902	90° Köşe Bağlantı Adaptörü (90° Wing Corner Wide Joints)
4	SV.901	90° Köşe Bağlantı Adaptörü (90° Wing Corner Wide Joints)
4	KT-1013	Köşe Takozu 63,1mm (Corner Cleats 63,1mm)
4	KT-1012	Köşe Takozu 19,8mm (Corner Cleats 19,8mm)
4	SA.010	Çift Ayarlı Rulman (SLIDING CARRIAGE ADJUSTING ROLLER)
2	SE.001	Kasa Alt Tozluk (CENTRAL BOTTOM SEALING)

ADET Pcs	KOD Code	AKSESUAR TANIMI Description
2	SE.002	Kasa Üst Tozluk (Central Top Sealing)
2	AC-001	Kenetli Adap.Kap. Alt (Adapter-Vent Covers Bottom)
2	AC-002	Kenetli Adap.Kap. Üst (Adapter-Vent Covers Top)
4	ST-001	Kanat Stoplama Adaptörü (Vent Stoper Adapter)
2	SV.910	Orta Adaptör Kapağı (Vent Stoper Adapter)
4	SV.913	İspanyolet Yükseltme (Shims For Multipoint Locks)

### FİTİLLER / GASKETS

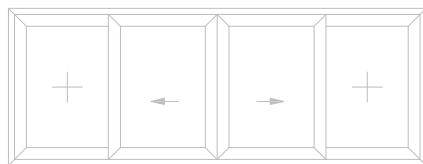
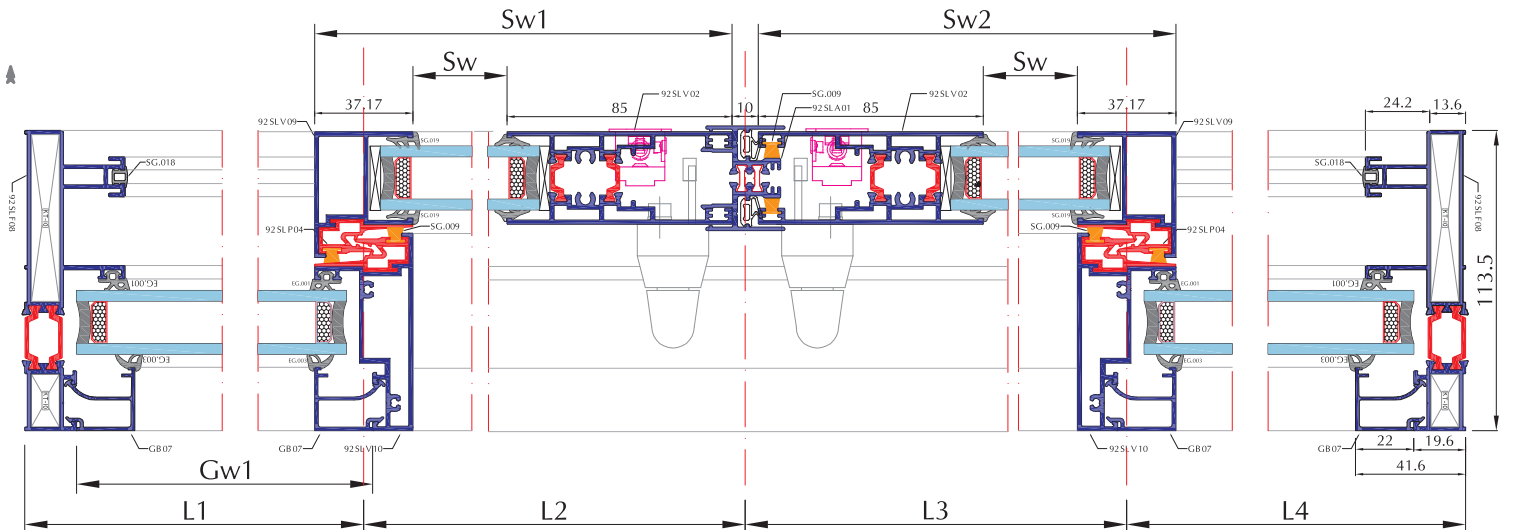
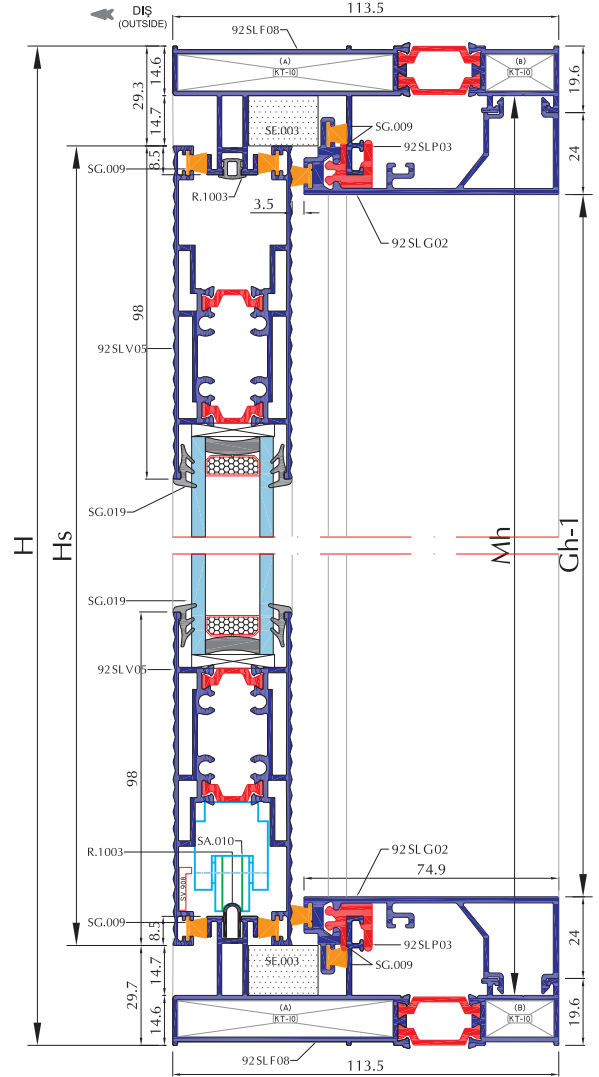
KOD Code	AKSESUAR TANIMI Description	KESİM ÖLÇÜSÜ Cutting Dimension
SG.018	Ray Fıtlı (Rail Gasket)	2 H + 1 L
EG.001	Cam Fıtlı (Glass Gasket)	Gw1x4 Adet / Pieces H=4 Adet / Pieces
SG.019	Cam Fıtlı (Glass Gasket)	Sw x 4 Adet / Pieces Hs-170 4 Adet / Pieces
EG.003	Cam Fıtlı (Glass Gasket)	Gw1 x 4 Adet / Pieces Hs -170 4 Adet / Pieces
SG.022	Orta Fıtlı (Center Gasket)	Hs x 2 Adet / Pieces
SG.009	Fırça Fıtlı (Sealing Brush)	8 Sw1+Sw 2 6 Hs

### FİTİLLER / GASKETS

KOD Code	AKSESUAR TANIMI Description	KESİM ÖLÇÜSÜ Cutting Dimension
R.1003	Çelik Ray (Steel Rail)	L - 80 mm 1 Adet / Pieces
92 SL P03	Tekli Kasa Klipsi (Central Channel)	L2+L3x2 =300mm/ad
92 SL P02	Pvc Kenet Profili (Pvc Hook Profile)	Hs x 4 Adet / Pieces

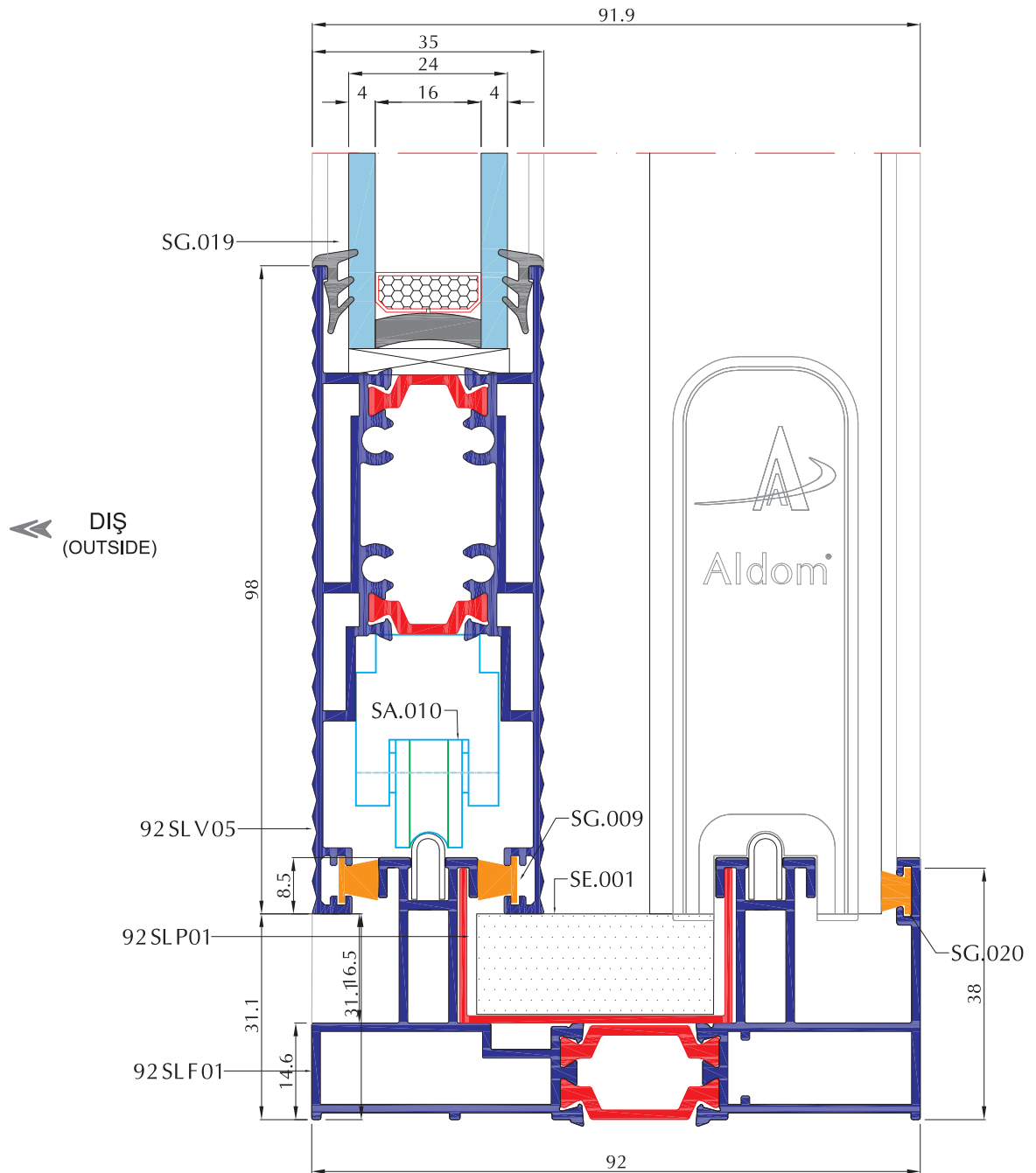
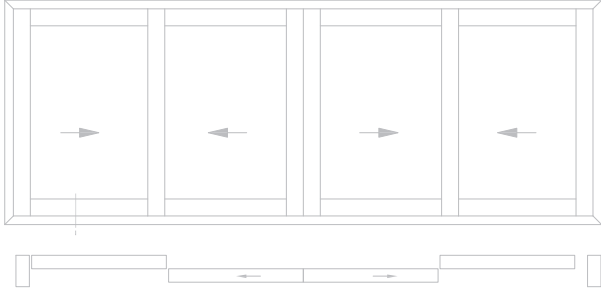
Tahliye tapası 500mm'de bir.  
Draining slot at every 500mm

Cam kesim ölçüsü (Glass Cutting Size)  
Düsey Kanat (Vertical Sash) = H-230,2mm  
Yatay Kanat (Horizontal Sash) = L/4-98,6mm  
Düsey Sabit (Vertical Fix) = H-39,2mm  
Yatay Sabit (Horizontal Fix) = L/4-11,7mm

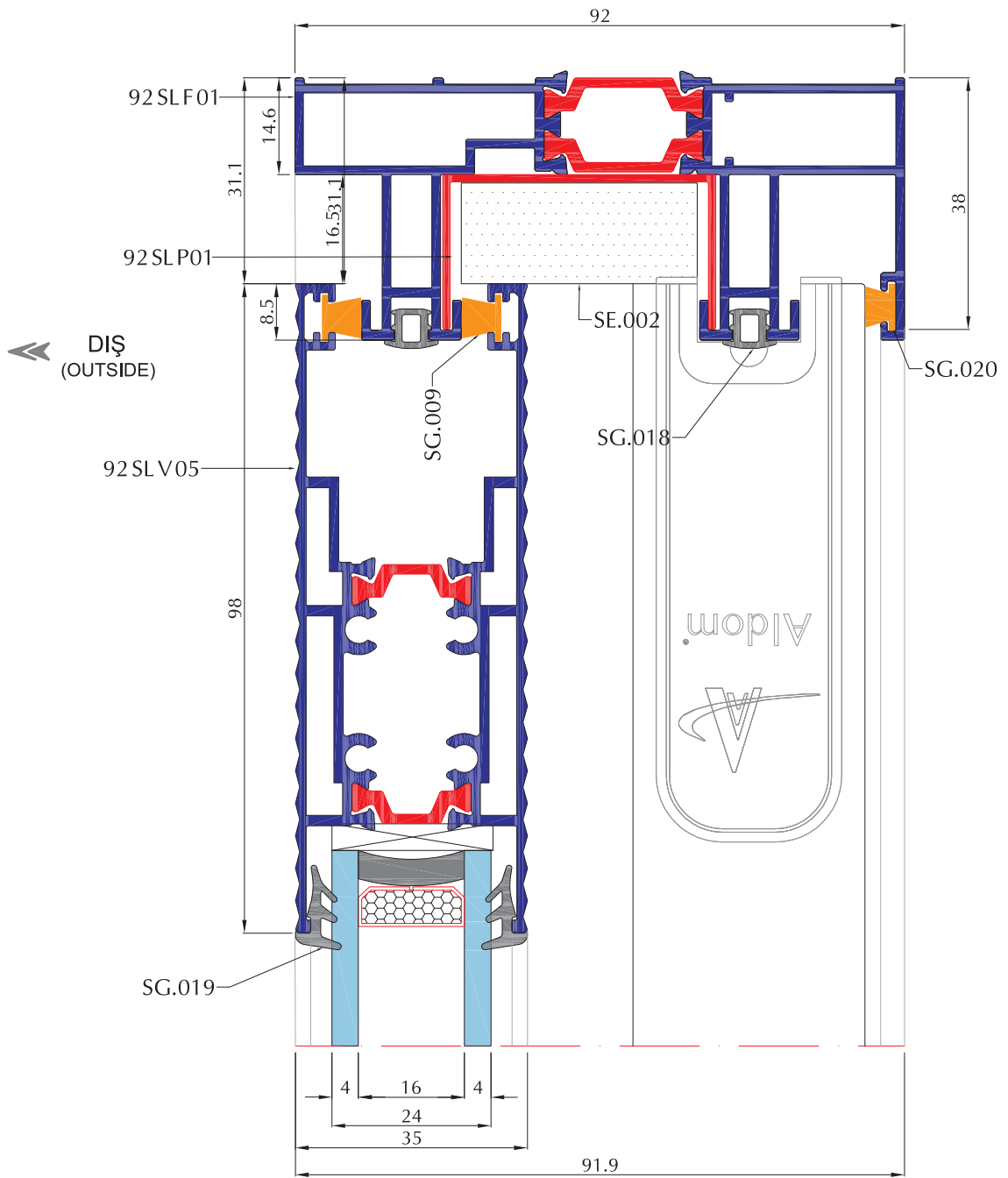
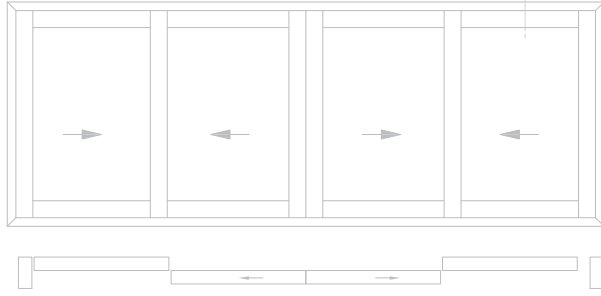


90° Klasik Sürme / 90° Classic Slide

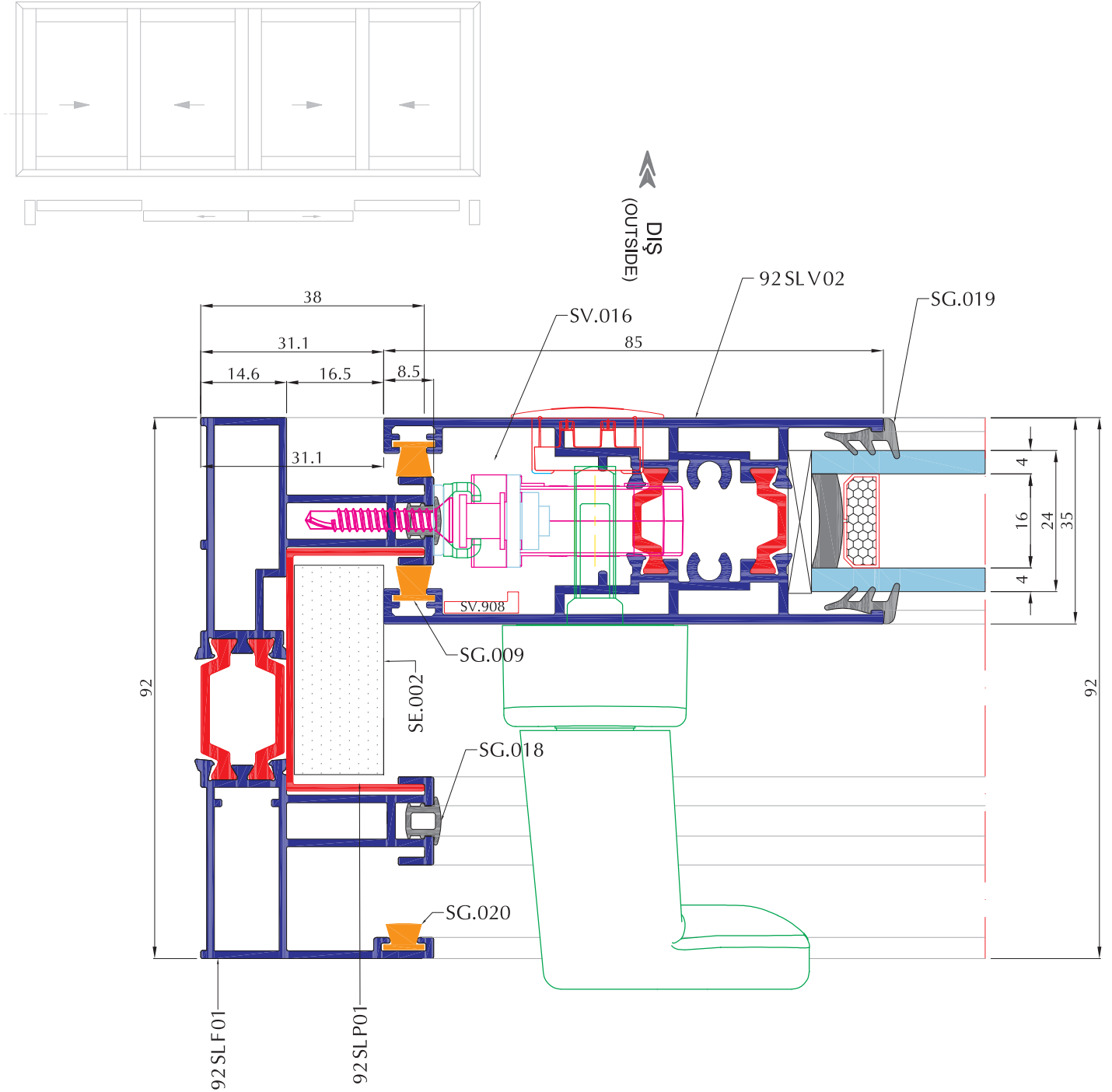
SİSTEM DETAYLARI SYSTEM DETAILS



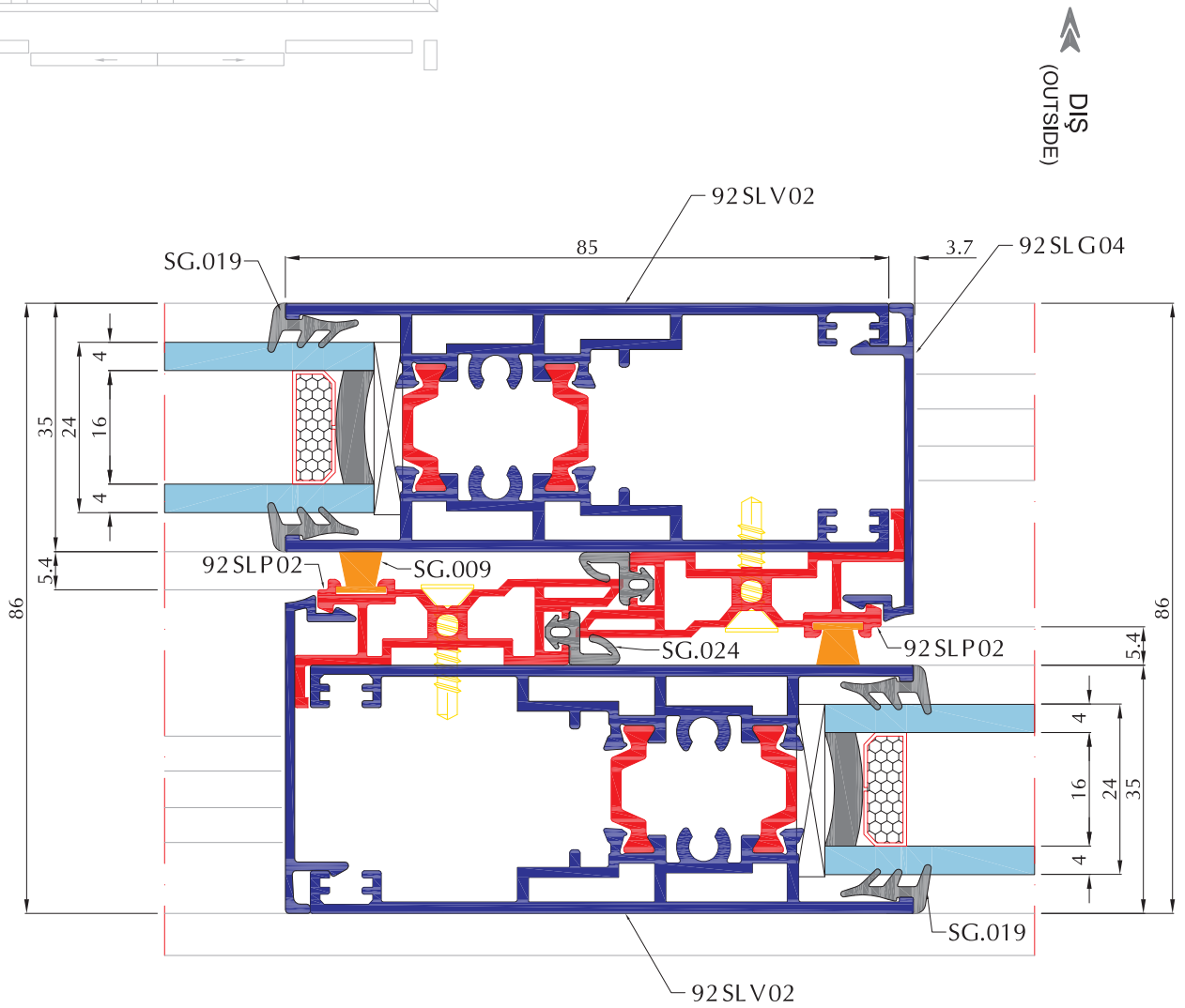
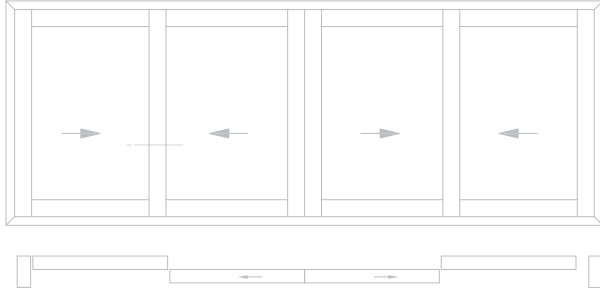
SİSTEM DETAYLARI SYSTEM DETAILS



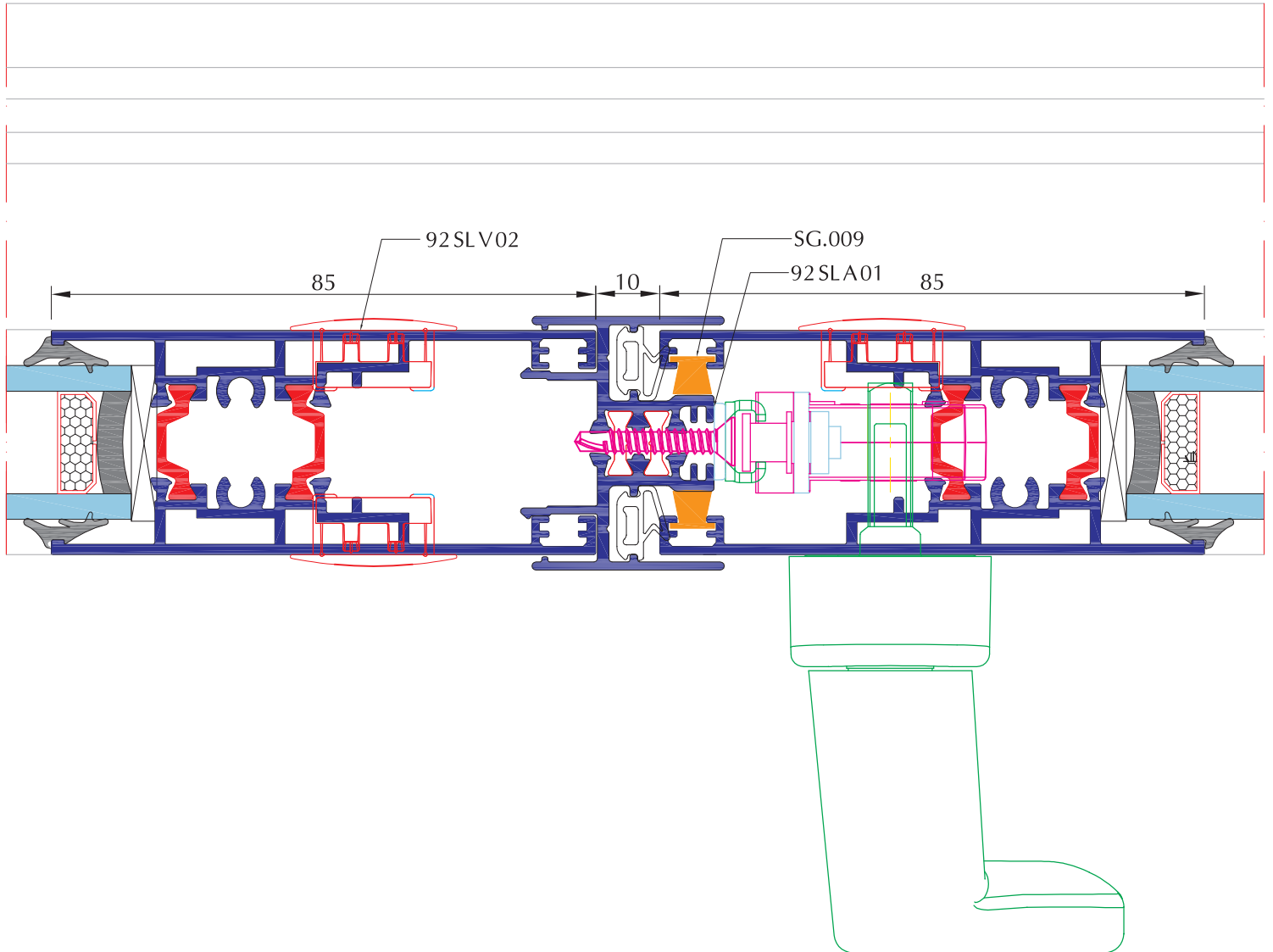
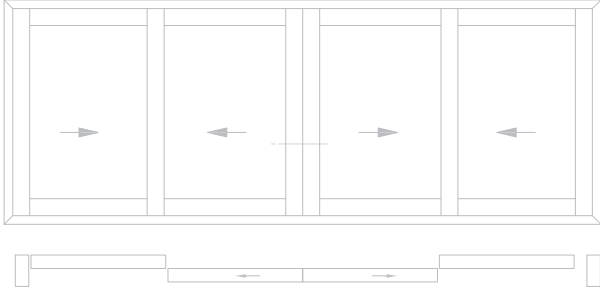
**SİSTEM DETAYLARI SYSTEM DETAILS**



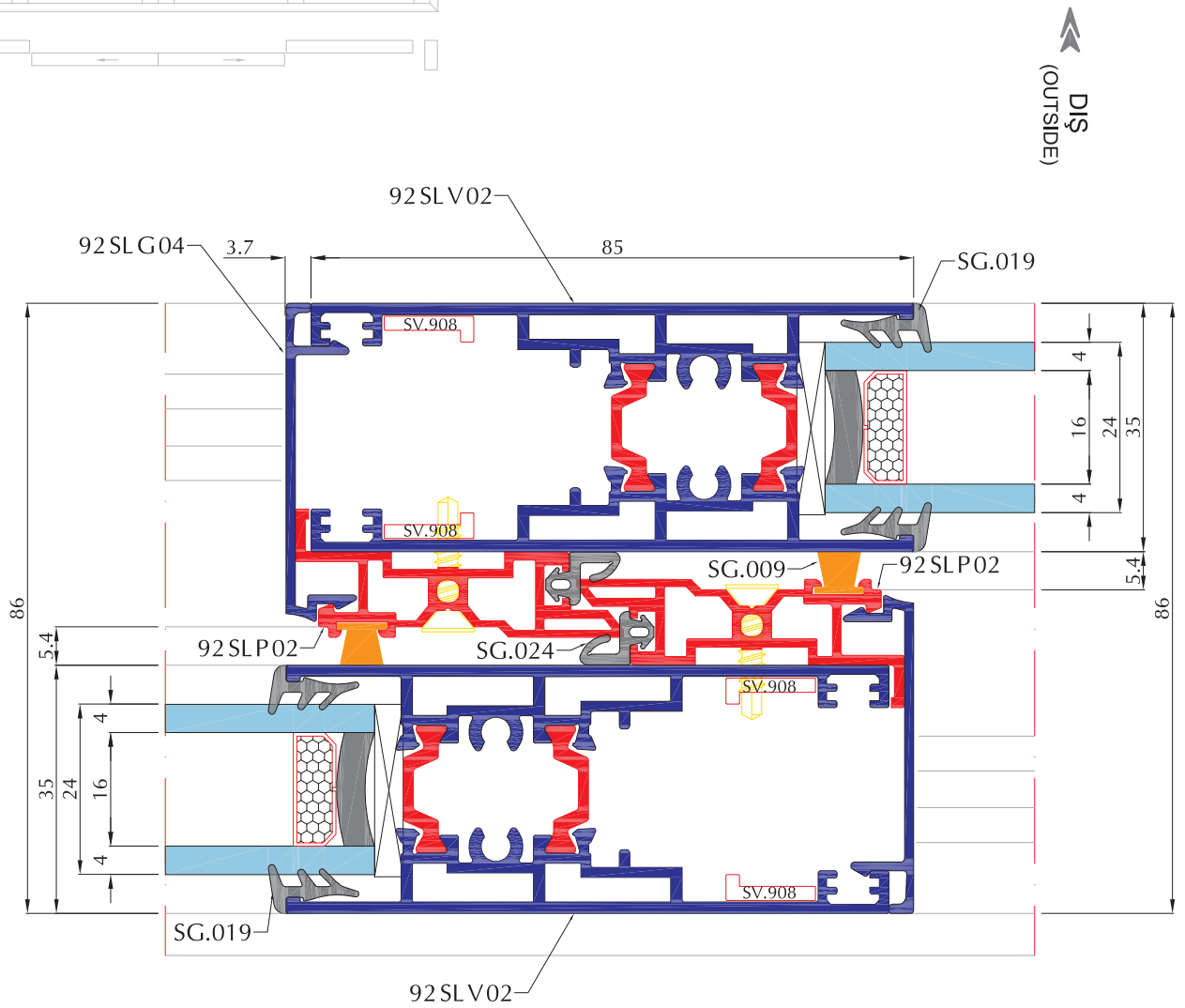
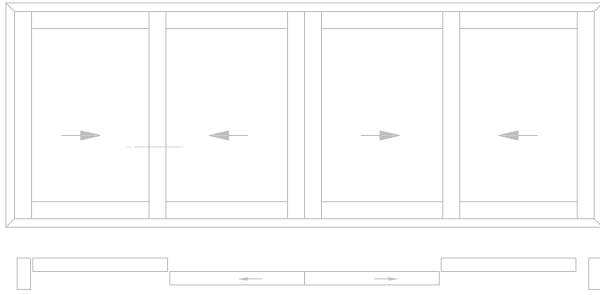
SİSTEM DETAYLARI SYSTEM DETAILS



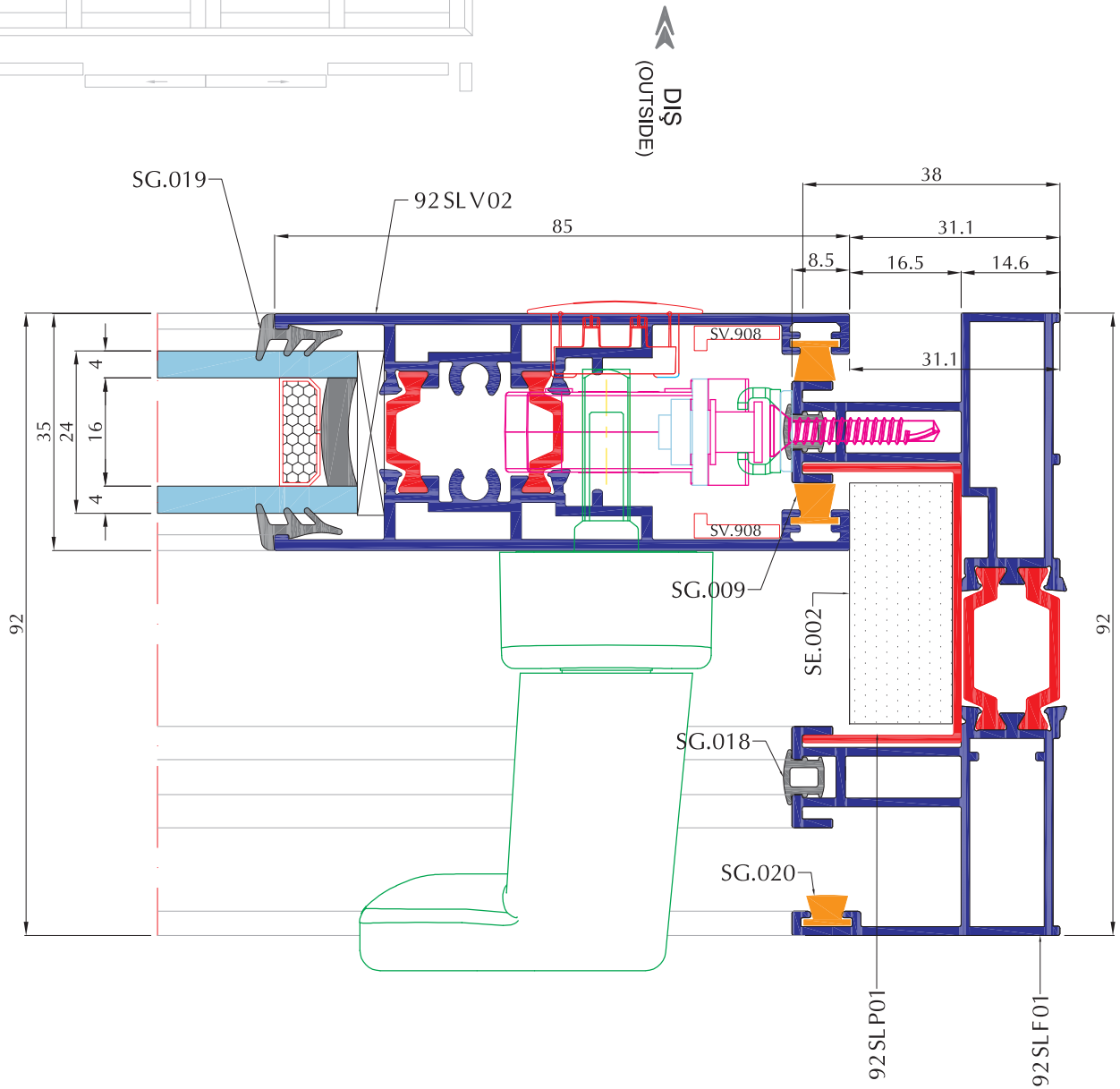
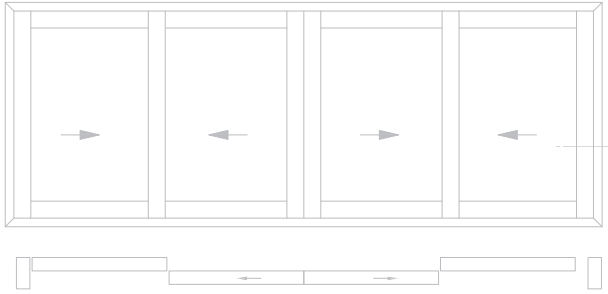
SİSTEM DETAYLARI SYSTEM DETAILS



SİSTEM DETAYLARI SYSTEM DETAILS



SİSTEM DETAYLARI SYSTEM DETAILS



### PROFİL / PROFILE

ADET Pcs	KOD Code	PROFİL TANIMI Description	KESİM ÖLÇÜSÜ Cutting Dimension	KESİM AÇISI Cutting Angle
2	92 SL F01	Düsey Kasa Pr.(Vertical Frame Pr.)	H	45°/45°
2	92 SL F01	Yatay Kasa Pr.(Horizontal Frame Pr.)	L	45°/45°
8	92 SL V02	Düsey Kanat Pr.(Vertical Vent Pr.)	HS = H - 62,2	90°/90°
8	92 SL V05	Yatay Kanat Pr.(Horizontal Vent Pr.)	Sw = L/4 - 157,5	90°/90°
4	92 SL G04	Kenet Pr. (Hook Pr.)	H - 62,2	90°/90°
1	92 SL A01	Adaptör Profili (Adapter Profile)	Hs - 60	90°/90°

### AKSESUAR / ACCESSORY

ADET Pcs	KOD Code	AKSESUAR TANIMI Description
8	SV.002	Cam Takozu 4 mm (Glazing Plugs)
8	SV.901	90° Köşe Bağlantı Adaptörü (90° Wing Corner Wide Joints)
8	KT-1010	Köşe Takozu 24mm (Corner Cleats 24mm)
8	SA.010	Çift Ayarlı Rulman (SLIDING CARRIAGE ADJUSTING ROLLER)
2	SE.001	Kasa Alt Tozluk (CENTRAL BOTTOM SEALING)
2	SE.002	Kasa Üst Tozluk (CENTRAL TOP SEALING)

ADET Pcs	KOD Code	AKSESUAR TANIMI Description
4	AC-001	Kenetli Adap.Kap. Alt (Adapter-Vent Covers Bottom)
4	AC-002	Kenetli Adap.Kap. Üst (Adapter-Vent Covers Top)
4	ST-001	Kanat Stoplama Adaptörü (Vent Stoper Adapter)
2	SV.910	Orta Adaptör Kapağı (Vent Stoper Adapter)
12	SV.913	Ispanyolet Yükseltme (Shims For Multipoint Locks)

### FİTİLLER / GASKETS

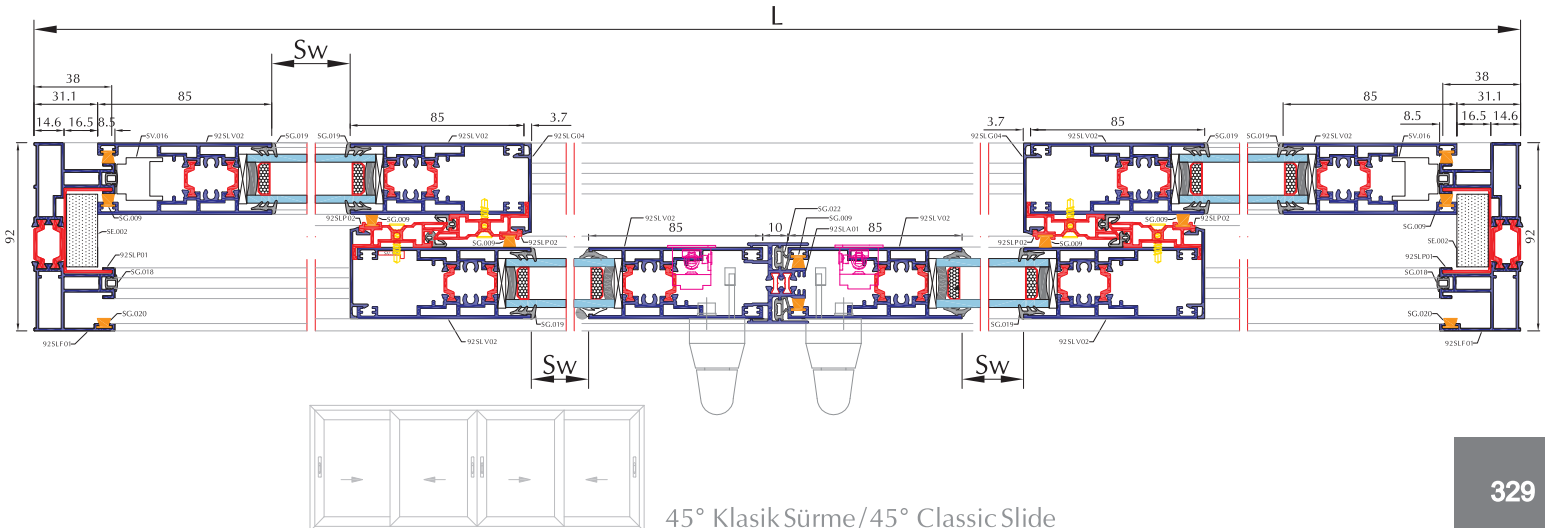
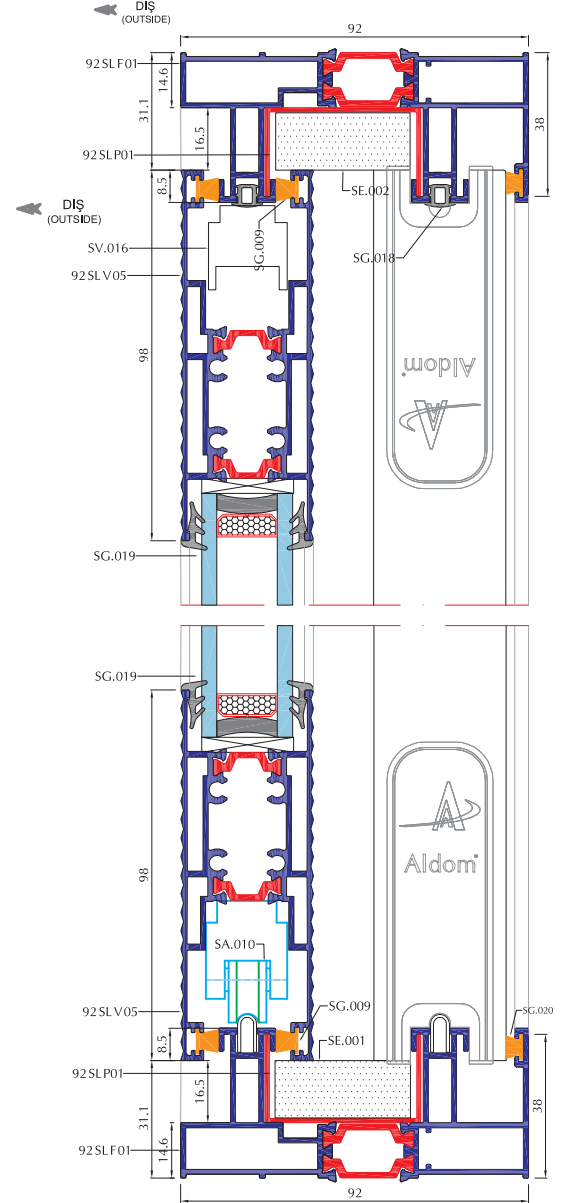
KOD Code	AKSESUAR TANIMI Description	KESİM ÖLÇÜSÜ Cutting Dimension
SG.018	Ray Fitili (Rail Gasket)	4 H + 2 L
SG.019	Cam Fitili (Glass Gasket)	Sw x 16 Adet / Pieces HS x 16 Adet / Pieces
SG.024	Kenet Fitili (Hook Gasket)	Hs x 4 Adet / Pieces
SG.022	Orta Fitil (Center Gasket)	Hs x 2 Adet / Pieces
SG.009	Fırça Fitil (Sealing Brush)	16 Sw + 10 Hs
SG.020	Fırça Fitil (Sealing Brush)	2 L + 2 H

### FİTİLLER / GASKETS

KOD Code	AKSESUAR TANIMI Description	KESİM ÖLÇÜSÜ Cutting Dimension
R.1003	Çelik Ray (Steel Rail)	L - 80 mm 2 Adet / Pieces
SG.019	Merkezi Kanal Fitili (Central Channel)	L - 29,2 mm 2 Adet / Pieces H - 29,2 mm 2 Adet / Pieces
92 SL P02	Pvc Kenet Profili (Pvc Hook Profile)	Hs x 4 Adet / Pieces

Tahliye tapası 500mm'de bir.  
Draining slot at every 500mm

Cam kesim ölçüsü (Glass Cutting Size)  
Düsey (Vertical) = H-233,8mm  
Yatay (Horizontal) = L/4-127,5mm

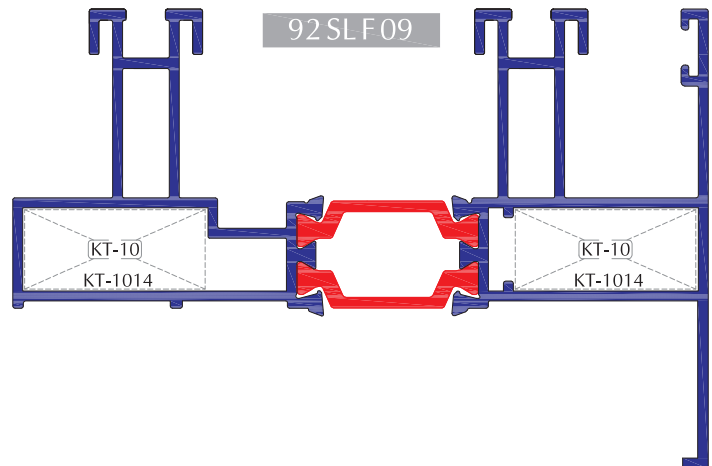
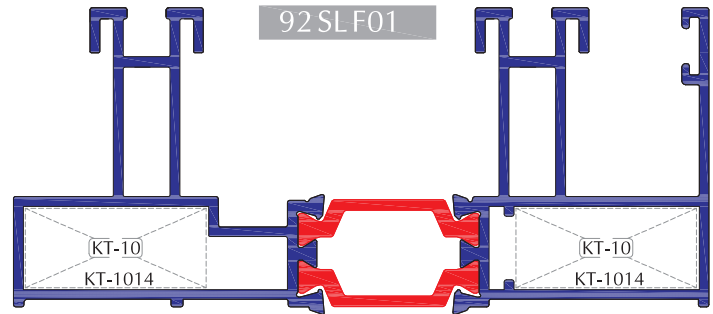
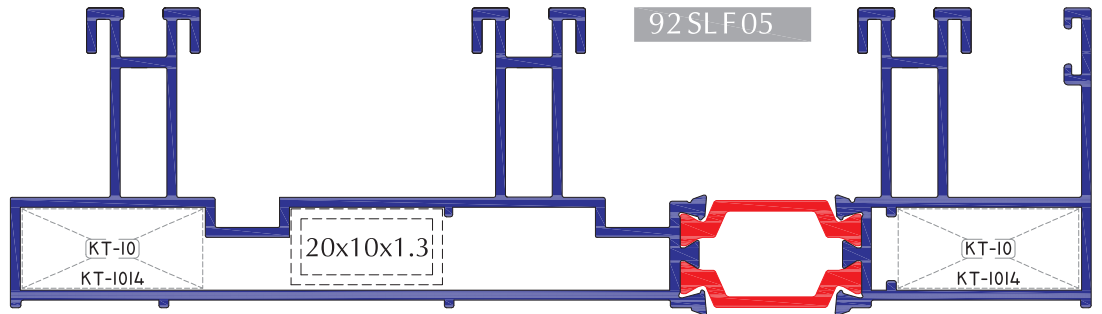
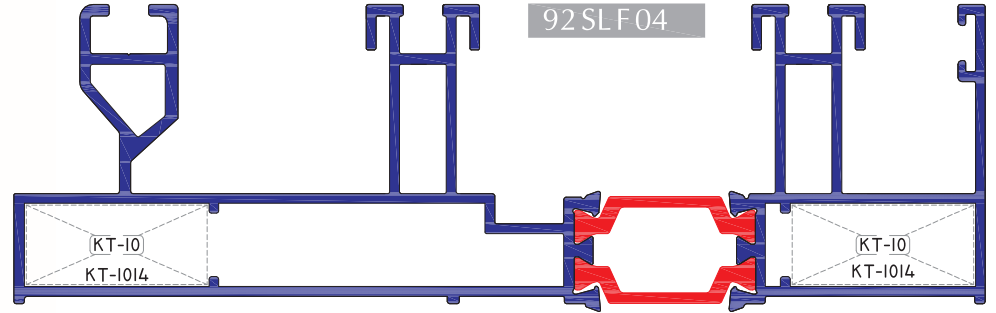



45° Klasik Sürme / 45° Classic Slide

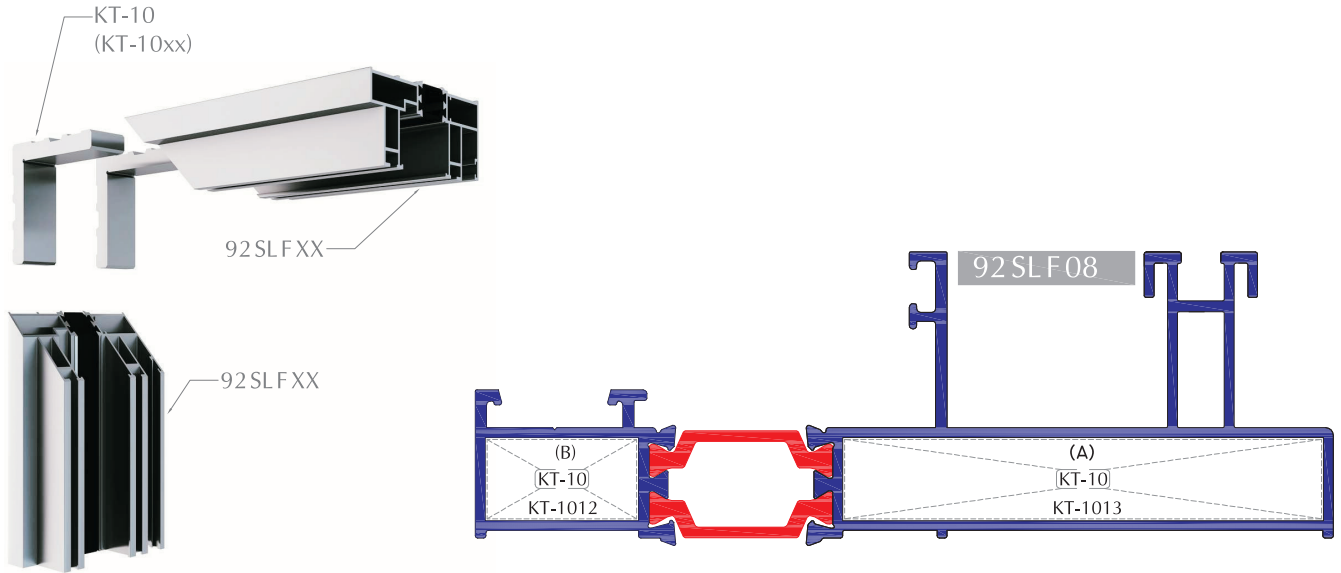
KÖŞETAKOZU / CLEATS

ÜRÜNÇİZİMİ DRAWING	SİSTEMKODU SYSTEM CODE	MALZEME MATERIAL	kg/mt
	KT-10	PRES	3,395 kg/mt
	CE3011	PRES	4,785 kg/mt

KÖŞE TAKOZU CLEATS

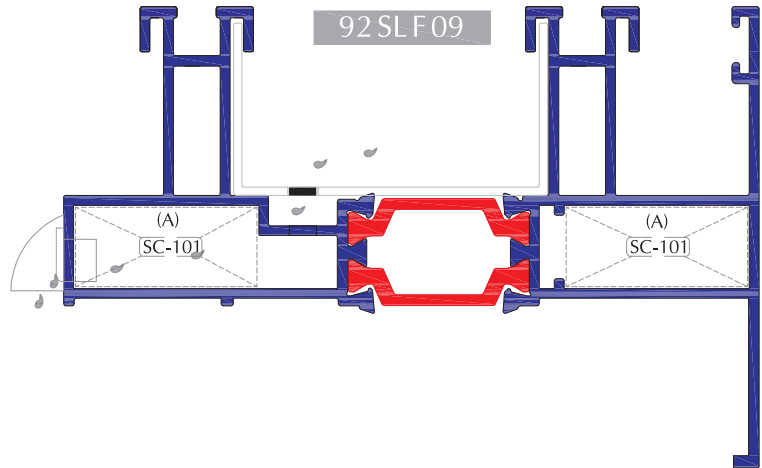
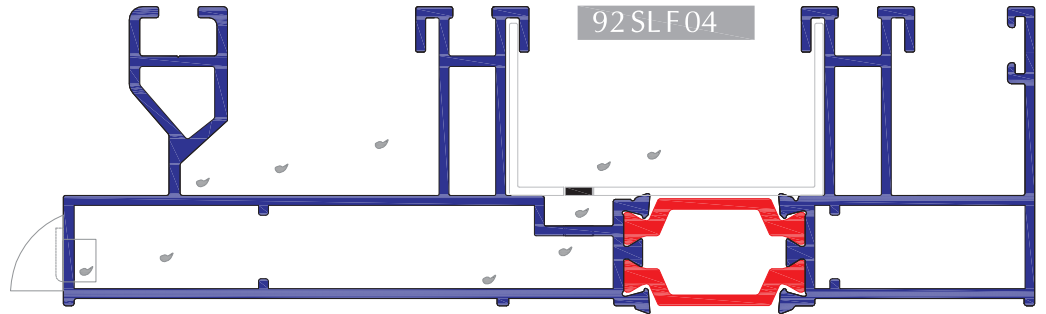
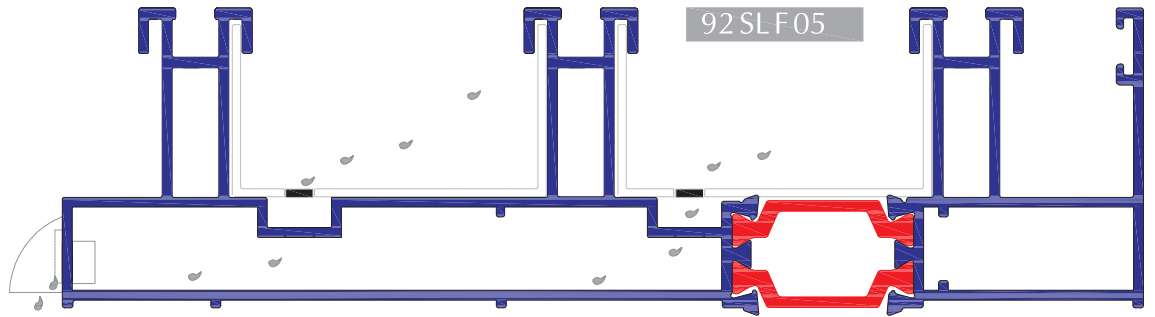
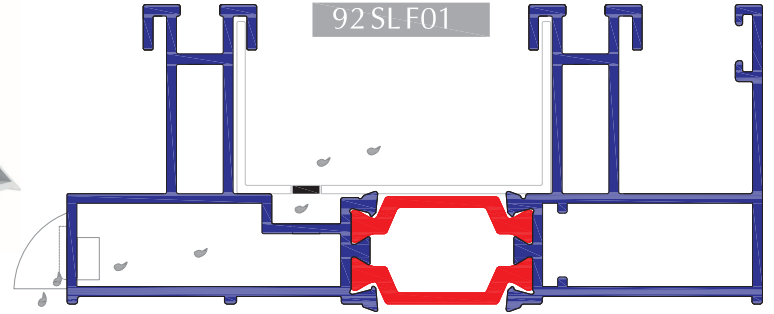
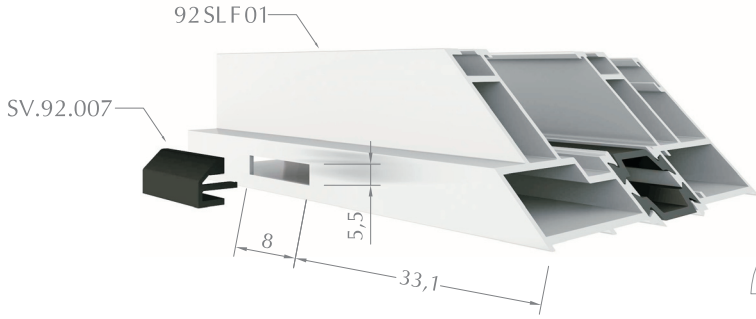


KÖŞE TAKOZU CLEATS



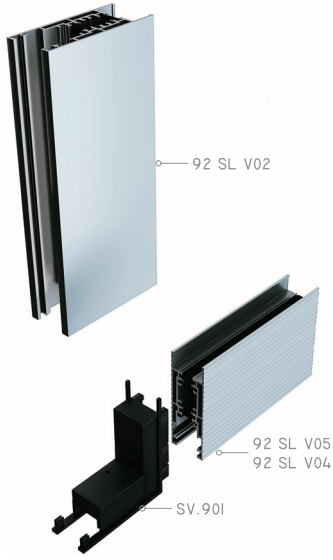
Profil Kod	Kesim Ölçüsü A	Boy Sipariş Kodu	Parça Sipariş Kodu	Kesim Ölçüsü B	Boy Sipariş Kodu	Parça Sipariş Kodu
92 SL F01 92 SL F04 92 SL F05 92 SL F09	24 mm	KT10	KT-1014	-	-	-
92 SL F08	63,1 mm	KT10	KT-1013	19,8 mm	KT10	KT-1012

SİSTEM DETAYLARI SYSTEM DETAILS

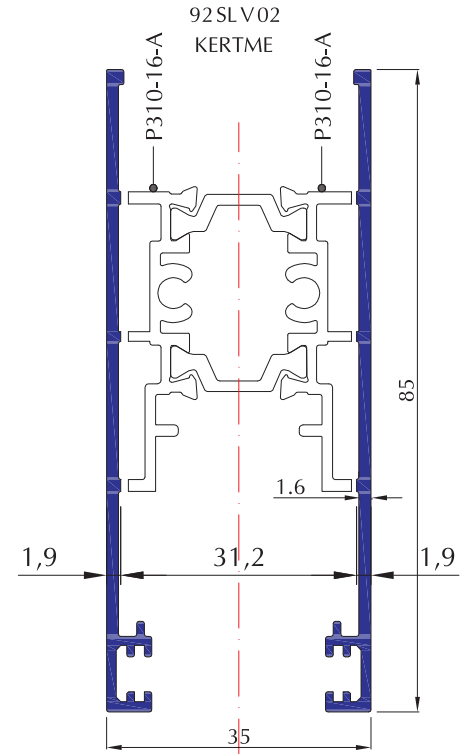


**SİSTEM DETAYLARI SYSTEM DETAILS**

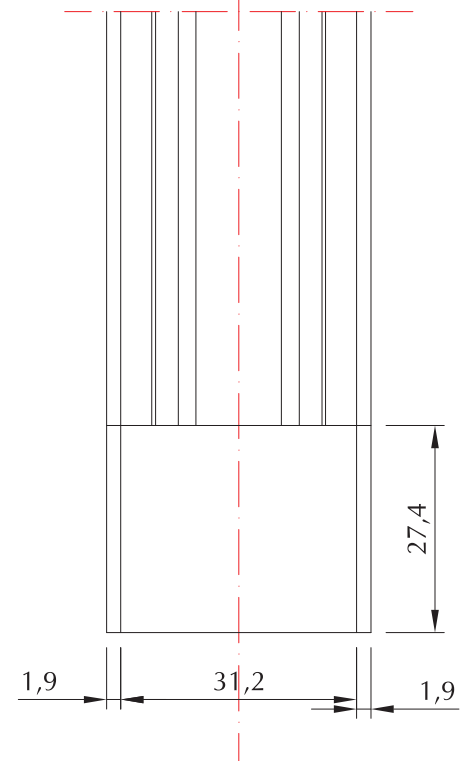
①




②



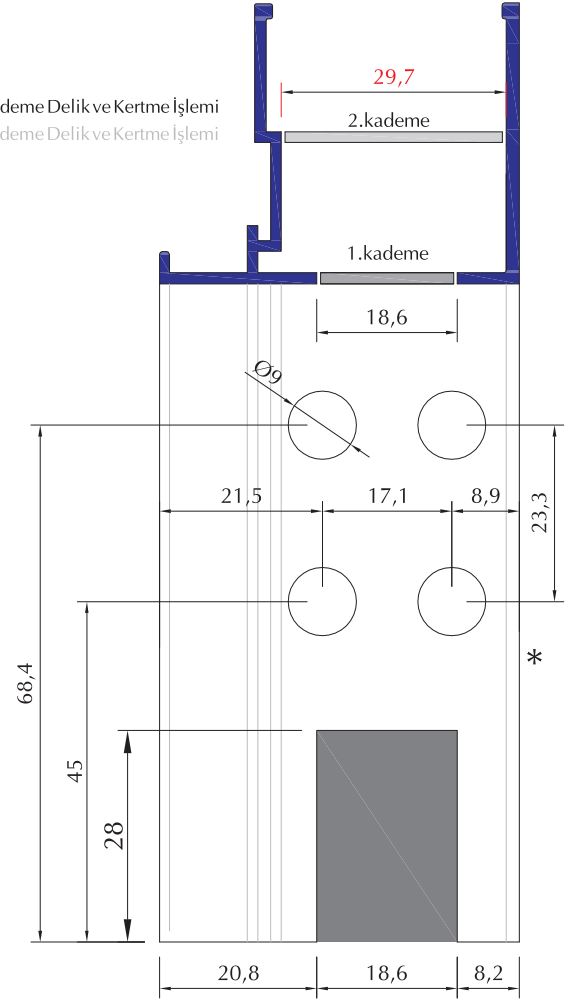
③



1



1.Kademe Delik ve Kertme İşlemi  
1.Kademe Delik ve Kertme İşlemi



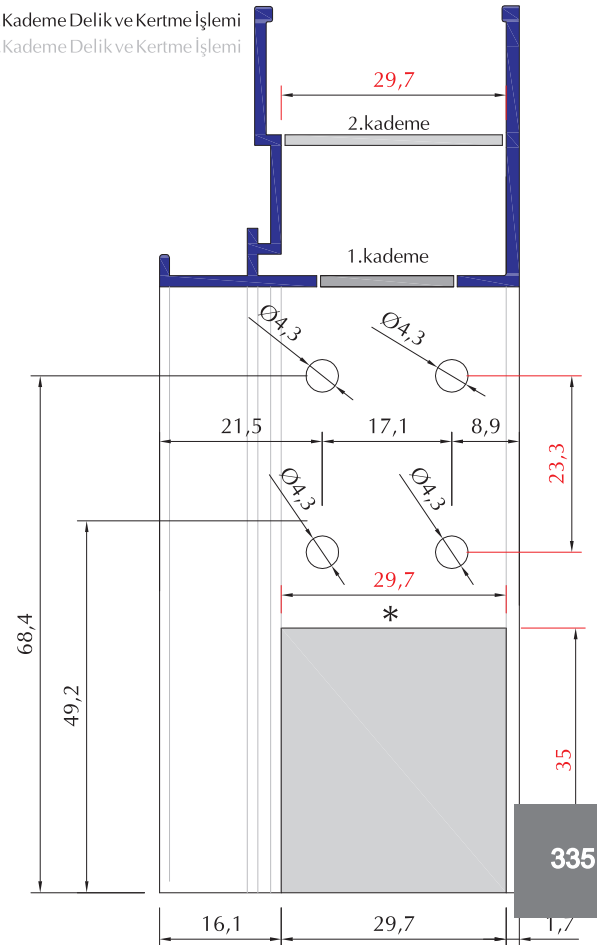
2



3



2.Kademe Delik ve Kertme İşlemi  
2.Kademe Delik ve Kertme İşlemi



**SİSTEM DETAYLARI SYSTEM DETAILS**

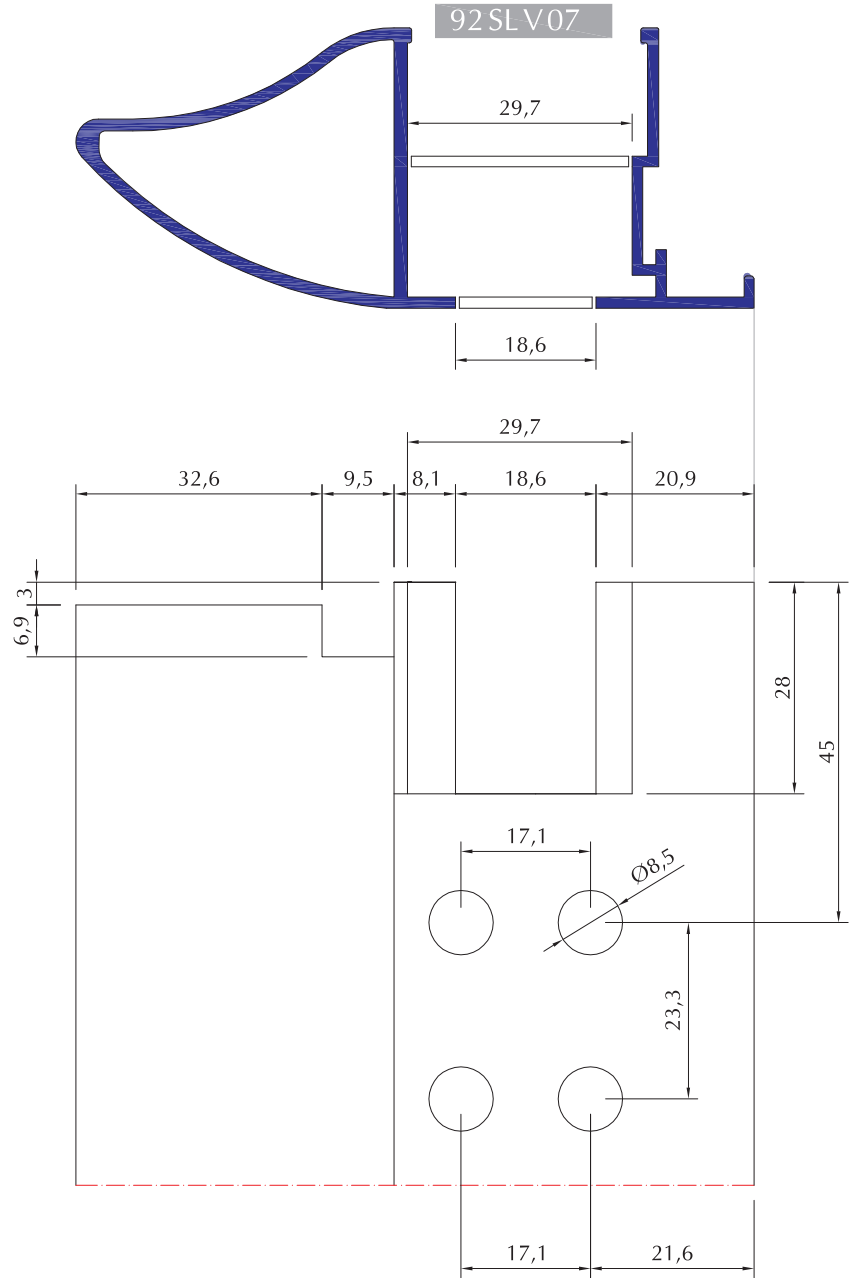
1



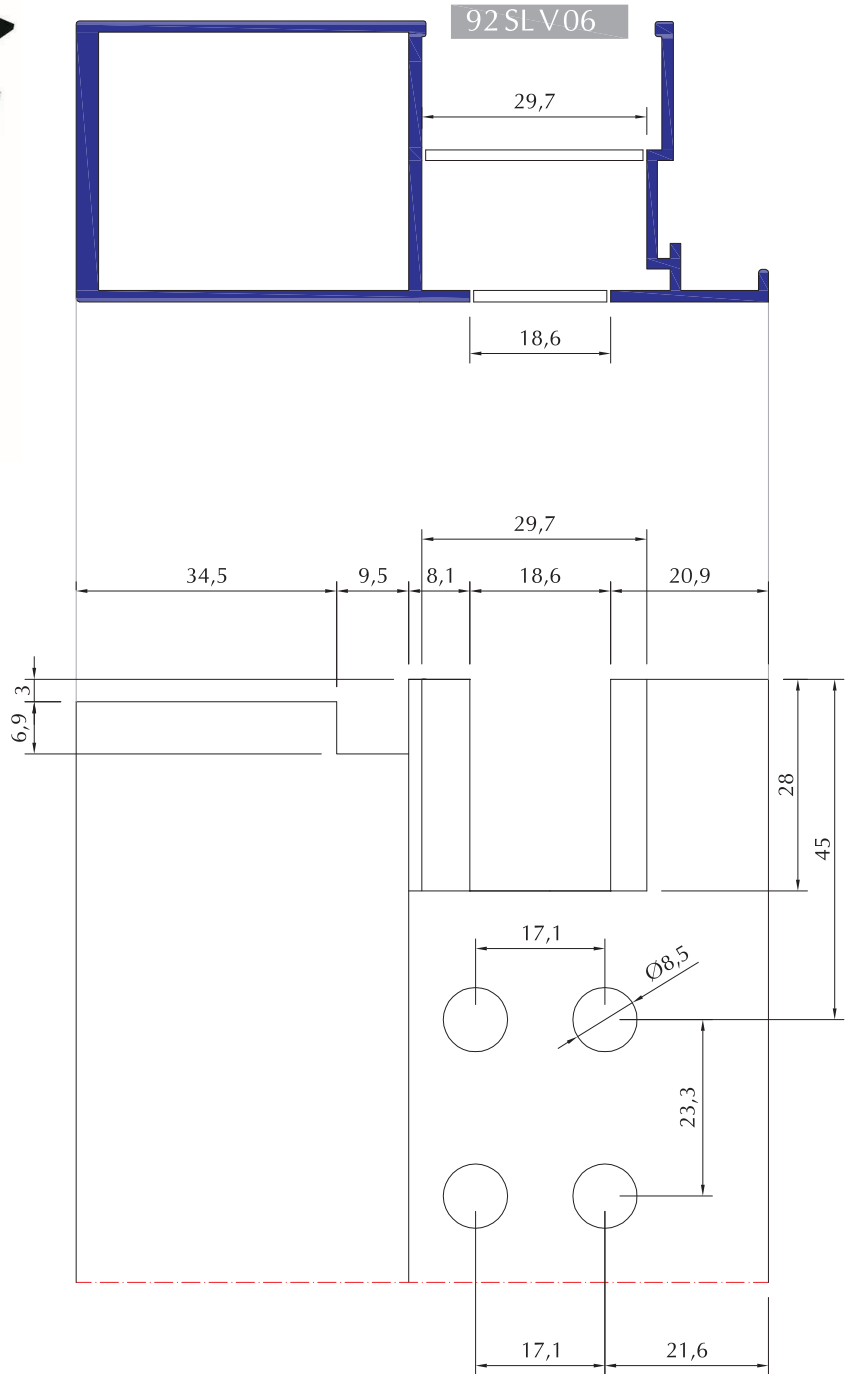
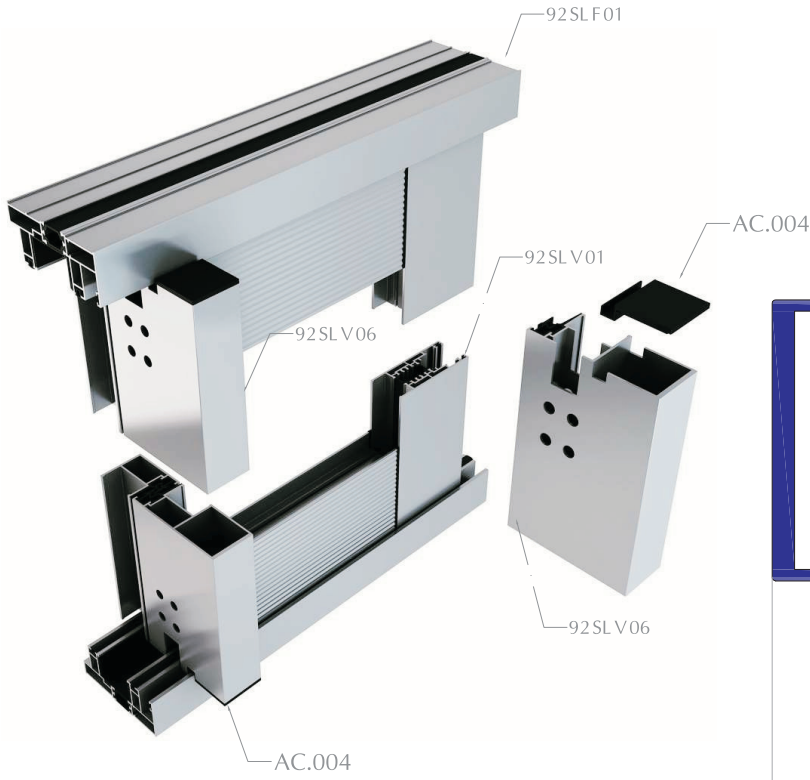
2



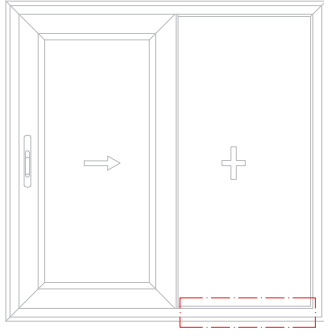
3




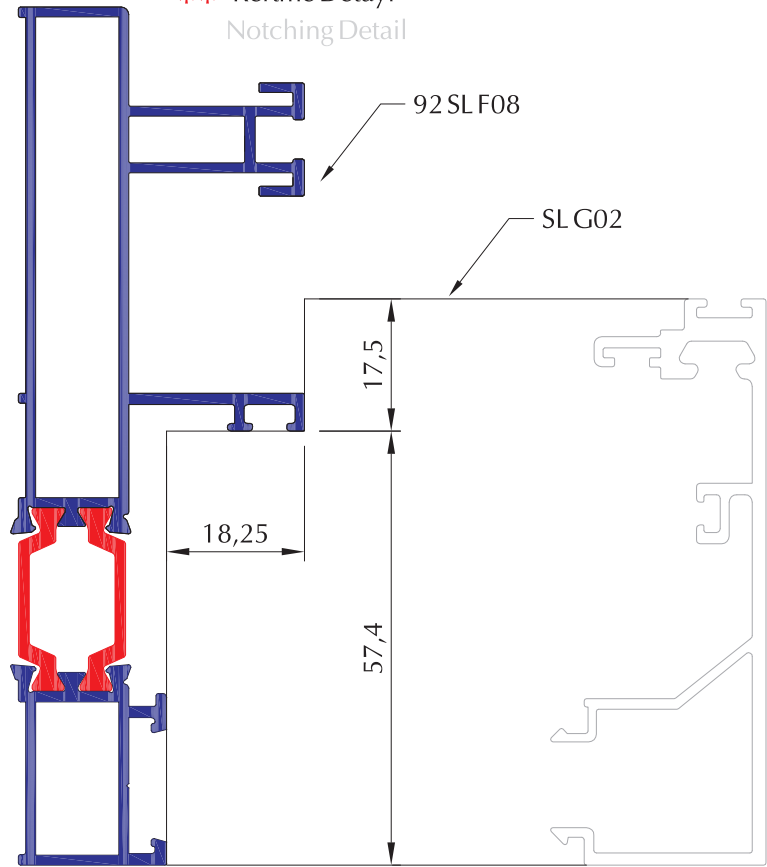
**SİSTEM DETAYLARI SYSTEM DETAILS**

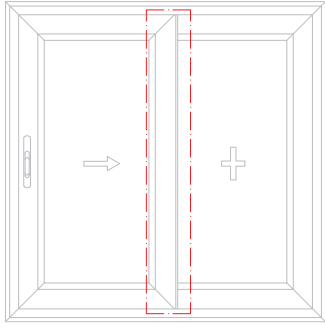


SİSTEM DETAYLARI SYSTEM DETAILS


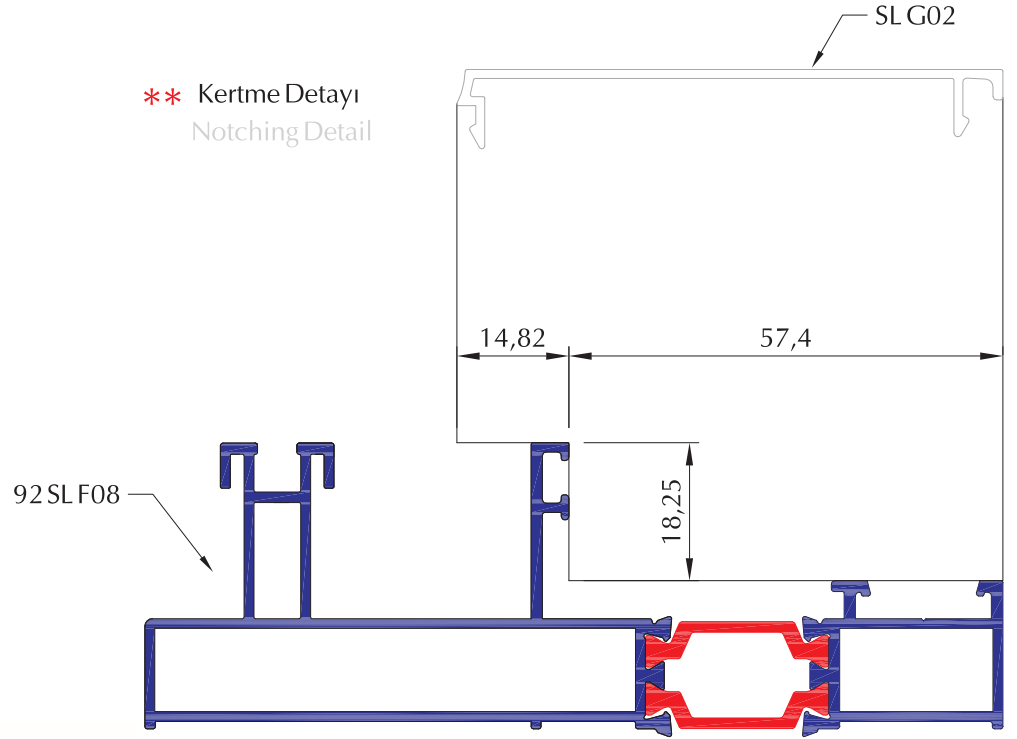


\*\* Kertme Detayı  
Notching Detail




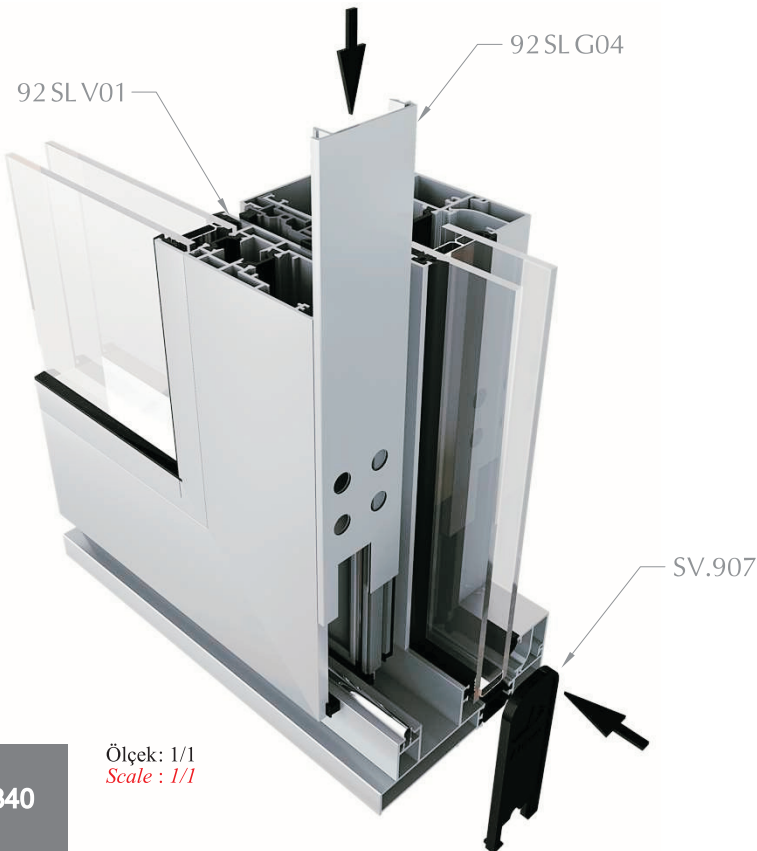
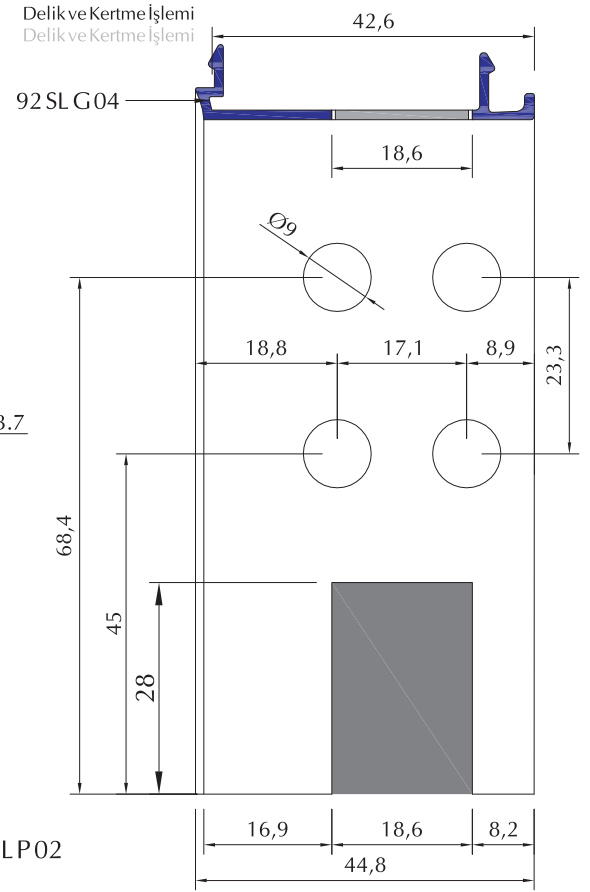
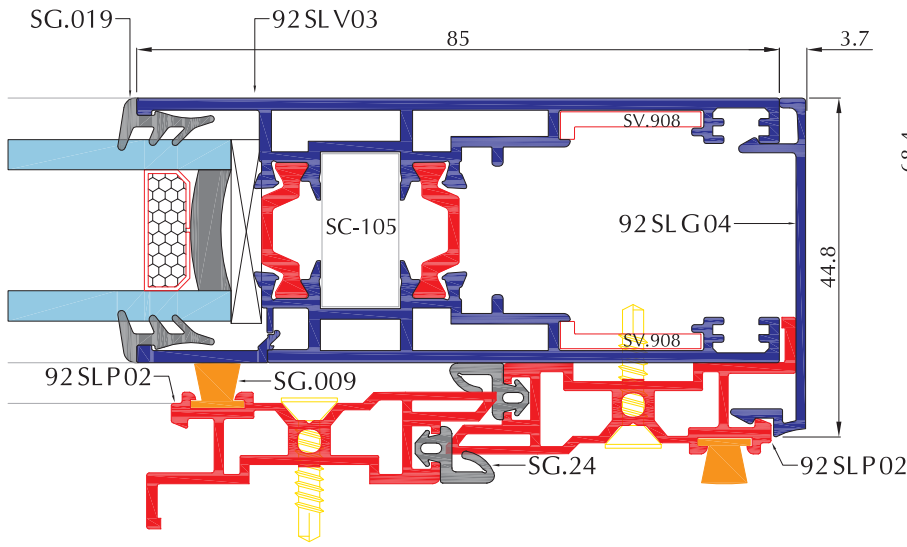
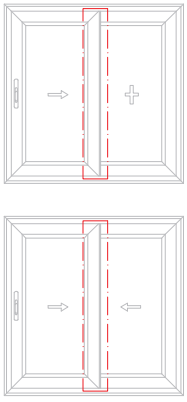


\*\* Kertme Detayı  
Notching Detail



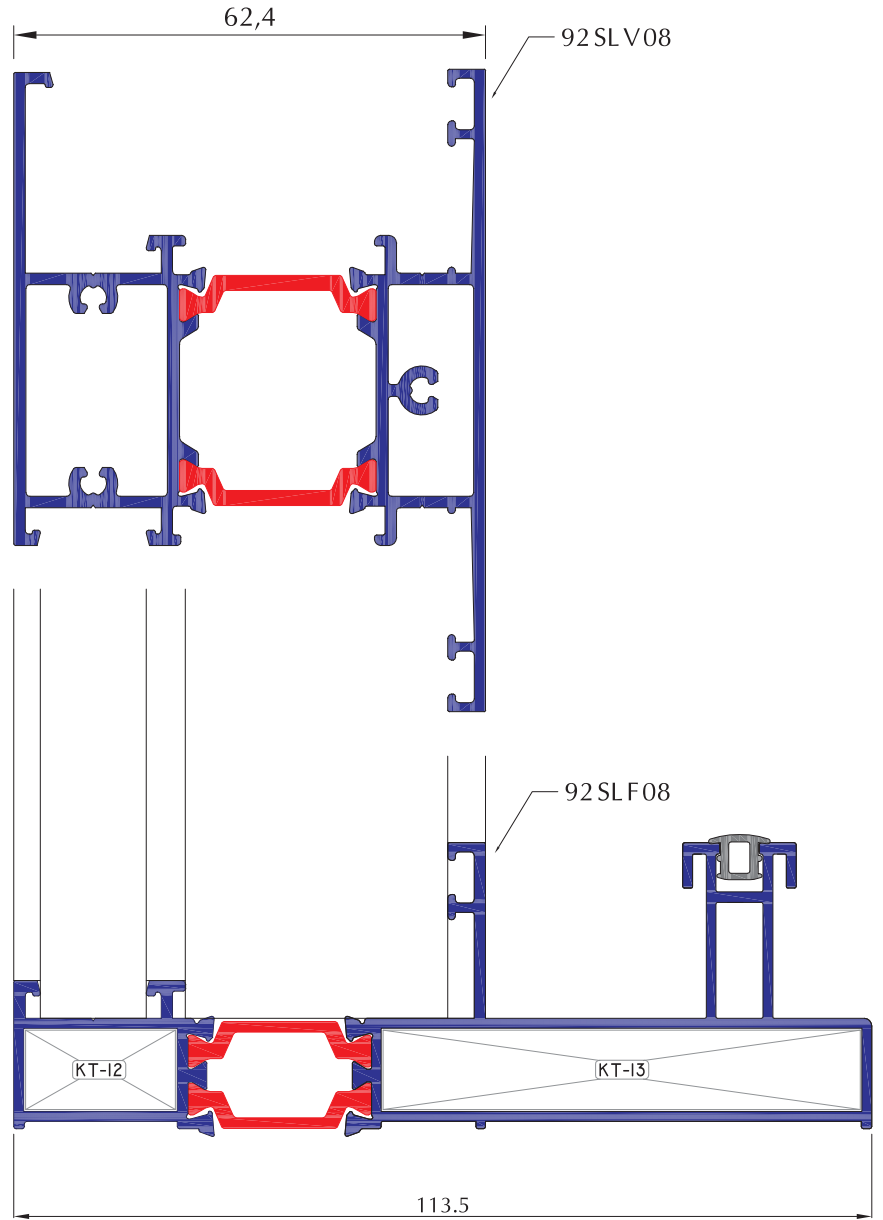
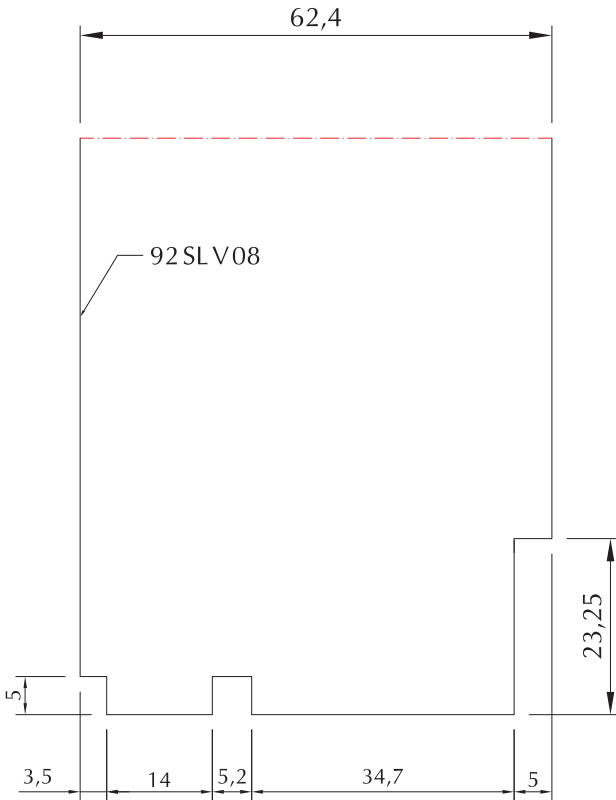

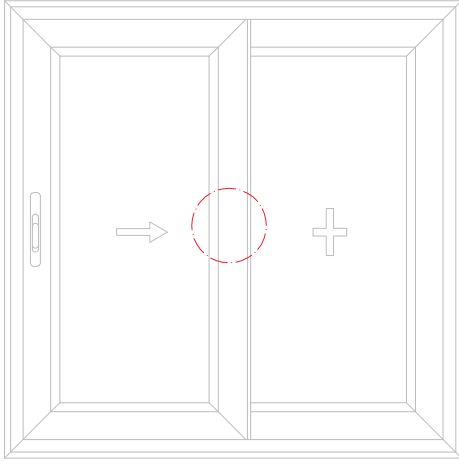
SİSTEM DETAYLARI SYSTEM DETAILS

\*\* Kertme Detayı  
Notching Detail

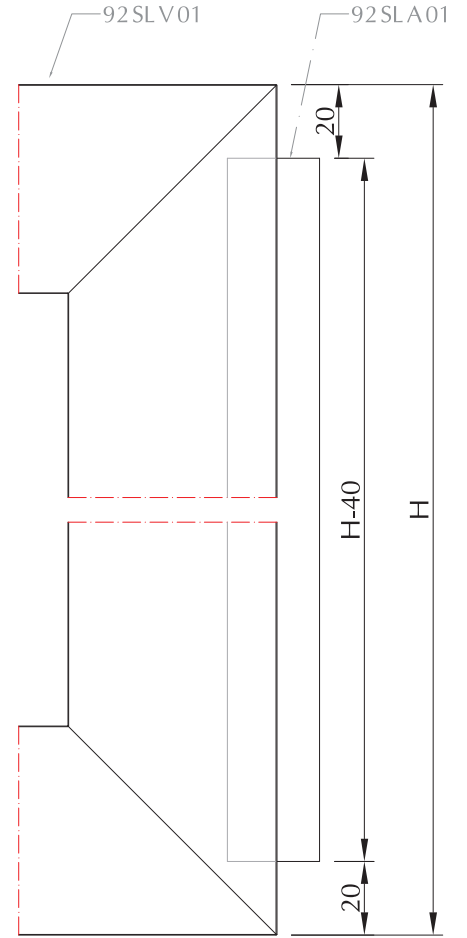
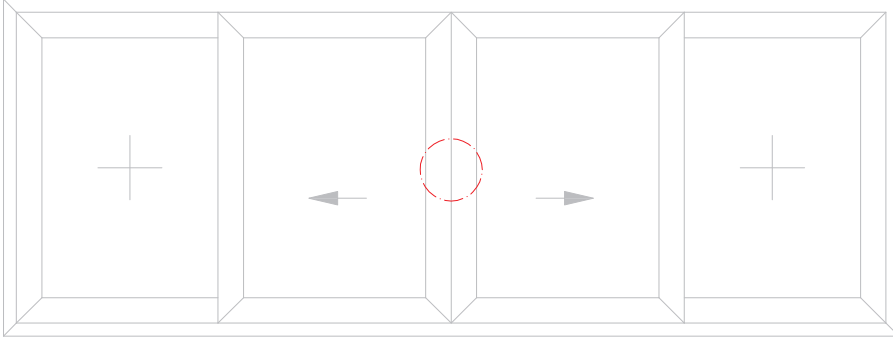


Ölçek: 1/1  
Scale: 1/1

ADAPTÖR KAPAĞI MONTAJ DETAYI ADAPTER CAP ASSANBLY DETAIL

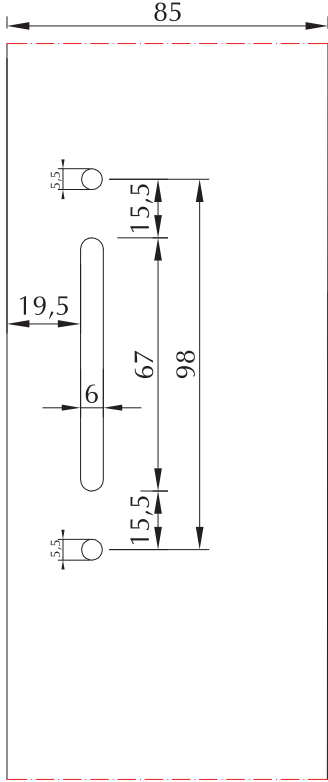


ADAPTÖR KAPAĞI MONTAJ DETAYI ADAPTER CAP ASSANBLY DETAIL

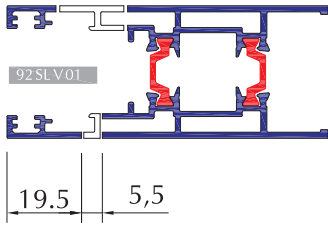


92 SL V01-92 SL V02 -92 SL V03 PROFİLLER KOL KERTME


EKSENEL KOL KERTME DETAYI



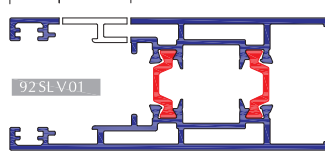
1/2 ÖLÇEK



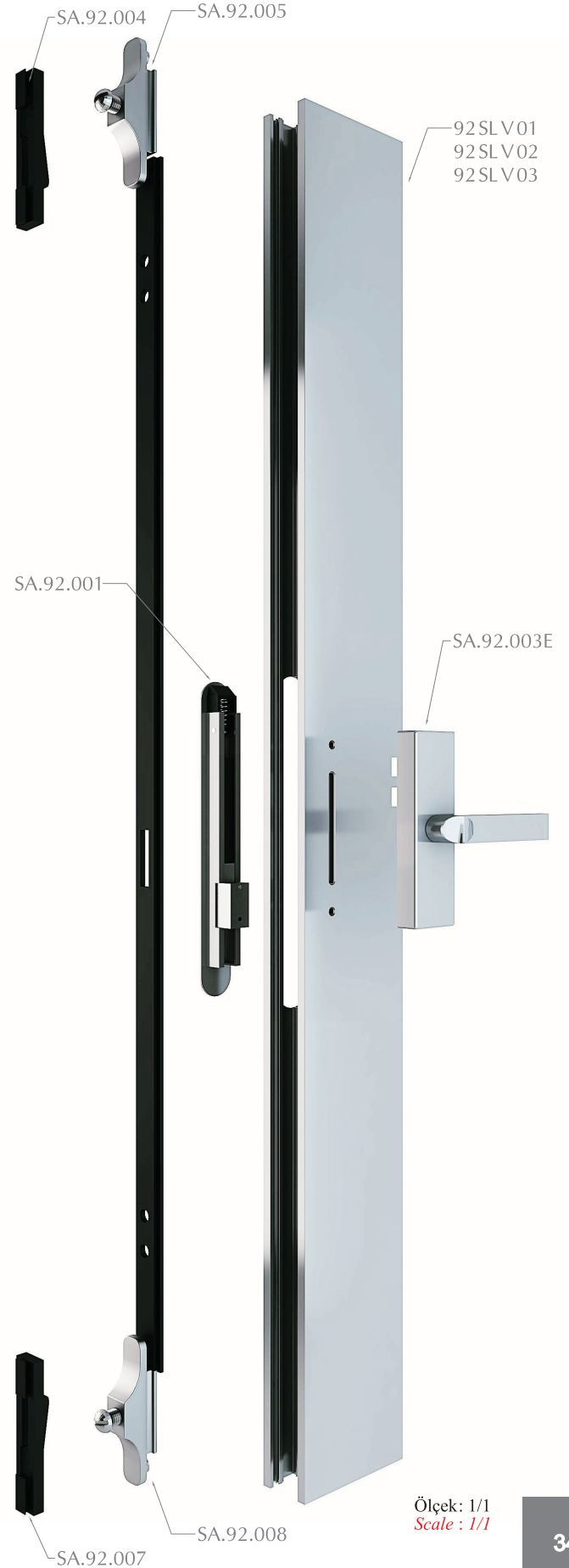
HAVUZ KOL KERTME DETAYI



14 19,5

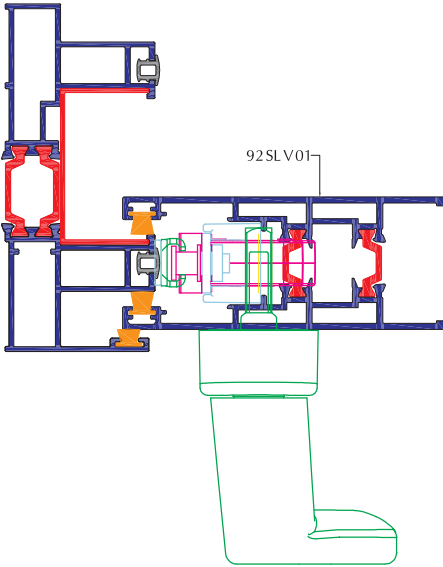


1/2 ÖLÇEK


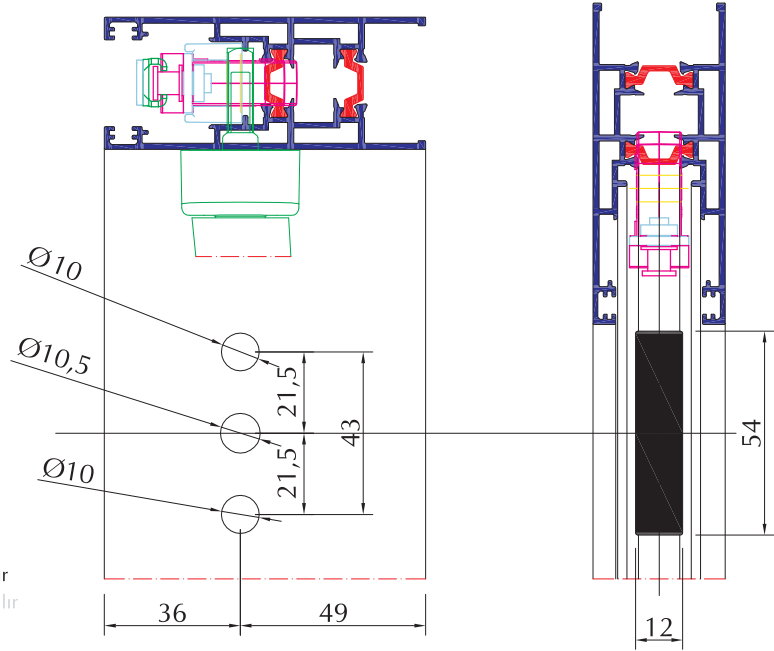


Ölçek: 1/1  
Scale: 1/1

**SİSTEM DETAYLARI SYSTEM DETAILS**



NOT: 92 SL V01, 92 SL V02, 92 SL V03, 92 SL V04, 92 SL V05 içinde kullanılır  
NOTE: 92 SL V01, 92 SL V02, 92 SL V03, 92 SL V04, 92 SL V05 içinde kullanılır



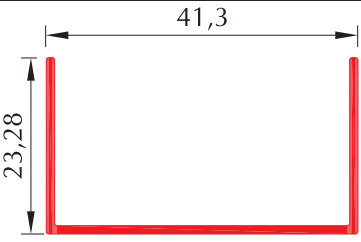
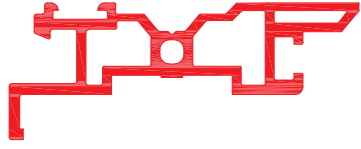




H	Kod /Code
400 mm	SA.300
600 mm	SA.301
1000 mm	SA.302
1600 mm	SA.303
1800 mm	SA.304

ares architectural®  
s y s t e m s





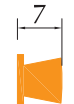

SL 92

Aksesuarlar  
Accessories

FİTİLLER/ GASKETS

ÜRÜN ÇİZİMİ DRAWING	SİSTEM KODU SYSTEM CODE	ÜRÜNÜN ADI DESCRIPTION	MALZEME MATERIAL	MT
	92SLP01	MERKEZİ KANAL FİTİLİ (CENTRAL CHANNEL)	PVC	Mt
	92SLP02	KİLİTLEMELİ FİTİLİ (LOCKING GASKET)	PVC	Mt
	92SLP03	TEKLİ KASA KLİPSİ (SINGLE RAIL CLIPS)	PVC	Mt
	92SLP04	KİLİTLEMELİ FİTİLİ (LOCKING GASKET)	PVC	Mt
	92SLP05	MERKEZİ KANAL FİTİLİ (CENTRAL CHANNEL)	PVC	Mt
	92SLP06	KİLİTLEMELİ FİTİLİ (LOCKING GASKET)	PVC	Mt





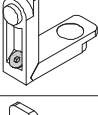
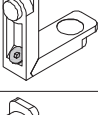

FİTİLLER/ GASKETS

ÜRÜN ÇİZİMİ DRAWING	SİSTEM KODU SYSTEM CODE	ÜRÜNÜN ADI DESCRIPTION	MALZEME MATERIAL	mt/koli(15kg) mt / box(15kg)
	SG.026 72 gr	CAM FİTİLİ (5 mm) GLAZING GASKET	EPDM	205 mt/koli(15kg)
	SG.025 44 gr	CAM FİTİLİ (4 mm) GLAZING GASKET	EPDM	340 mt/koli(15kg)
	SG.019 106 gr	CAM FİTİLİ (3 mm) INNER GLAZING GASKET	EPDM	140 mt/koli(15kg)
	SG.027 123 gr	CAM FİTİLİ (2 mm) GLAZING GASKET	EPDM	122 mt/koli(15kg)
	SG.023 144 gr	CAM FİTİLİ (1 mm) GLAZING GASKET	EPDM	104 mt/koli(15kg)
	SG.018 44 gr	KANAL FİTİLİ CHANNEL GASKET	EPDM	340 mt/koli(15kg)
	SG.024 97 gr	BİNE FİTİLİ GASKET RABBET	EPDM	155 mt/koli(15kg)
	SG.022 68 gr	BİNE FİTİLİ GASKET RABBET	EPDM	220 mt/koli(15kg)
	SG.029 25 gr	KANAT FİTİLİ SASH GASKET	EPDM	1000 mt/koli(15kg)
	SG.009 179 gr	FİRÇA FİTİL WEATHER STRIP BRUSH		mt
	SG.020 179 gr	FİRÇA FİTİL WEATHER STRIP BRUSH		mt
	SG.021 179 gr	FİRÇA FİTİL WEATHER STRIP BRUSH		mt
	EG.001 114 gr	MERKEZİ KANAL FİTİLİ CENTRAL CHANNEL	EPDM	130 mt/koli(15kg)


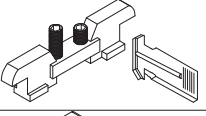
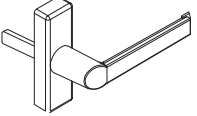
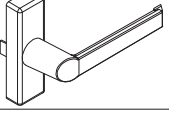
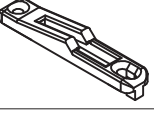
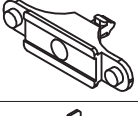

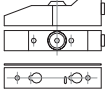
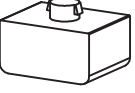

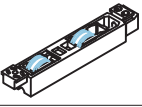
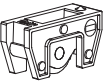
TAPALAR/ PLUGS

ÜRÜN ÇİZİMİ DRAWING	SİSTEM KODU SYSTEM CODE	ÜRÜNÜN ADI DESCRIPTION	MALZEME MATERIAL	ADET PIECES
	SV.901	92 SL V 02-92 SL V 04 için 90° bağlantı Parçası	PVC	
	SV.902	92 SL V 06-92 SL V 07-92 SL V 09 için 90° bağlantı Parçası	PVC	
	SV.905	92 SL V 07 için MERKEZİ TAPA <small>PAIR OF CENTRAL CONNECTION PLUGS FOR PR. 92 SL V 07</small>	PVC	
	SV.906	92 SL V 06 için MERKEZİ TAPA <small>PAIR OF CENTRAL CONNECTION PLUGS FOR PR. 92 SL V 06</small>	POLYAMID	
	SV.907	KENET KAPAĞI HOOK CAP	POLYAMID	
	SV.908	KÖŞE HİZALAMA <small>CORNER ALIGNMENT</small>	PLASTIC	
	SV.909	KÖŞE HİZALAMA <small>CORNER ALIGNMENT</small>	PLASTIC	
	SV.910	ORTA ADAPTÖR KAPAĞI <small>CENTRAL END CAP FOR SASHES</small>	PLASTIC	
	SV.911	TAHLİYE TAPASI DRAINING SLOT COVER	POLYAMID	
	SV.912	SALLANTI ENGELLEYİCİ Sash Vibration Preventer	POLYAMID	
	SV.913	İSPANYOLET YÜKSELTME PARÇASI <small>SHIMS FOR MULTIPOINT LOCKS</small>	POLYAMID	
	SV.914	SLS.01 SİNEKLİK PROFİLİ İÇİN KÖŞE HİZALAMA <small>SLS.01 CORNER ALIGNMENT FOR FLYSCREEN PROFILE</small>	PLASTIC	
	SE.002 (Üst/Top) SE.001 (Alt/Bottom)	ALT ve ÜST TOZLUK PARÇASI <small>SHIMS FOR MULTIPOINT LOCKS</small>	POLYAMID	
	SE.004 (Üst/Top) SE.003 (Alt/Bottom)	ALT ve ÜST TOZLUK PARÇASI <small>SHIMS FOR MULTIPOINT LOCKS</small>	POLYAMID	

AKSESUARLAR / ACCESSORIES

ÜRÜN ÇİZİMİ DRAWING	SİSTEM KODU SYSTEM CODE	ÜRÜNÜN ADI DESCRIPTION	MALZEME MATERIAL	Adet/koli Pcs / box
	SC-101	VİDALI KÖŞE BAĞLANTI (24mm) SCREWED CORNER CLEAT (24 mm)	ALUMİNYUM ALUMINIUM	200 ad/Koli 200 Pcs / box
	SC-103	VİDALI KÖŞE BAĞLANTI (16,9mm) SCREWED CORNER CLEAT (16,9 mm)	ALUMİNYUM ALUMINIUM	200 ad/Koli 200 Pcs / box
	SC-104	VİDALI KÖŞE BAĞLANTI (63,1mm) SCREWED CORNER CLEAT (63,1 mm)	ALUMİNYUM ALUMINIUM	200 ad/Koli 200 Pcs / box
	SC-105	VİDALI KÖŞE BAĞLANTI (19,8mm) SCREWED CORNER CLEAT (19,8 mm)	ALUMİNYUM ALUMINIUM	200 ad/Koli 200 Pcs / box
	SC-106	PİMLİ KÖŞE BAĞLANTI (24mm) SCREWED CORNER CLEAT (24 mm)	DÖKÜM CAST	200 ad/Koli 200 Pcs / box
	SC-107	PİMLİ KÖŞE BAĞLANTI (41mm) SCREWED CORNER CLEAT (41 mm)	DÖKÜM CAST	200 ad/Koli 200 Pcs / box
	SC-108	PİMLİ KÖŞE BAĞLANTI (19mm) SCREWED CORNER CLEAT (19mm)	DÖKÜM CAST	200 ad/Koli 200 Pcs / box

AKSESUARLAR / ACCESSORIES

ÜRÜN ÇİZİMİ DRAWING	SİSTEM KODU SYSTEM CODE	ÜRÜNÜN ADI DESCRIPTION	MALZEME MATERIAL	Adet/koli Pcs / box
	SA.92.001	HAVUZLU KİLİT (SIYAH) BUILT IN INSIDE HANDLE (BLACK)	ALUMİNYUM ALUMINIUM	
	SA.92.002	SA.92.001 İÇİN KARŞILIK LOCKING KIT FOR HANDLE SA.92.001	DÖKÜM CAST	
	SA.92.003	İSPANYOLET KOL SLIDING HANDLE	ALUMİNYUM ALUMINIUM	
	SA.92.003E	EKSENEL KOL SLIDING HANDLE	ALUMİNYUM ALUMINIUM	
	SA.92.004	KİLİT KARŞILIĞI SAFETY LOCK	DÖKÜM CAST	
	SA.92.005	ÇOK NOKTADAN KİLİT SAFETY PLUG	DÖKÜM CAST	
	SA.92.006	KİLİT KARŞILIĞI SAFETY LOCK	DÖKÜM CAST	
	ST.001	STOPER STOPER	PVC	
	ST.002	SİNEKLİK STOPER FLY SCREEN STOPER	PVC	
	ST.003	STOPER-ST.01 Alternatifidir STOPER - ST.01 For Alternative	PVC	
	SA.010	ÇİFTLİ AYARLI RULMAN (120Kg) SLIDING CARRIAGE ADJUSTING ROLLER 120 Kg. CAPACITY FOR SASH	ALUMİNYUM ALUMINIUM	
	SA.011	Sineklik Ayarlı Rulman (FLY SCREEN CARRIAGE ADJUSTING ROLLER)	ALUMİNYUM ALUMINIUM	

ares architectural<sup>®</sup>  
systems

# SL 92 HS

Isı Yalıtımlı Kaldırma Sürme Kapı & Pencere Sistemi  
Thermal Lift & Slide Door & Window System



Aldom Group'un 25 yılı aşkın tecrübesi ve gücüyle, Türkiye ve uluslararası pazara sunmaktan gurur duyduğu markası 'ares Mimari Sistemler'; zarif ve şık tasarımı, mükemmel yalıtımı, maliyet verimli çözümleri ve projelerin tüm gereksinimlerini karşılayan geniş ürün yelpazesıyla, tüm iş ortaklarına doğru ve kaliteli hizmet vermeyi amaçlar, binalarda enerji kullanımını azaltmak ve termal konforu geliştirmek için mükemmel çözümler sunar.

Yapılarda güvenlik ve konforun üstün kalitede bir sistemle sağlanması fikriyle özel olarak tasarlanan SL92 Isı Yalıtımlı Sürme Kapı ve Pencere Sistemleri; mükemmel termal, su, hava ve akustik yalıtım performansı sunar, zorlu koşullara dayanıklılığı ve estetik dizaynıyla özellikle prestijli projelerde tercih edilir.

Kanat yüzeylerinde 2 farklı dizayn sunan SL92 Yalıtımlı Sürme Sistemleri; AVANTGARDE ve PREMIUM Serileri ile, şıklık ve zerafeti yenilikçi bir yorumla harmanlıyor. Avantgarde Serisi; çizgili yüzey dizaynıyla estetik ve modern bir yapı sunarken, geniş kanat ölçüsüyle de daha güçlü bir görünüm sağlıyor. Premium Serisi'nde ise; şıklık ve hafiflik, ekonomik çözümlerle buluşuyor.

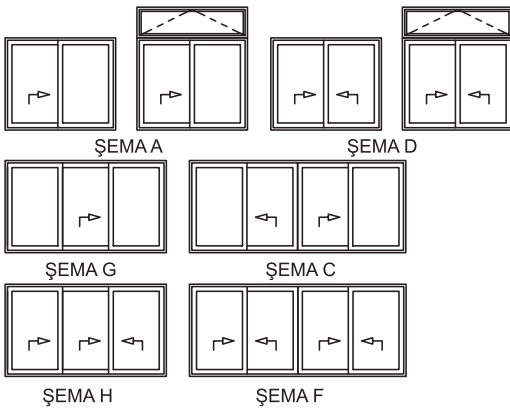
### ÖZELLİKLER:

- 92 mm kasa kesit derinliği
- Perdeli kıl fitillerle sızdırmazlık
- 12 ila 24 mm aralığında cam kalınlıkları
- Euro tip aksesuarların tümüne uyumlu
- Özel kilitleme aksesuarları ile yüksek güvenlik
- Elektrostatik toz boyalı veya eloksallı yüzey kaplama

### AVANTAJLAR:

- Isı, akustik, su ve hava yalıtımında yüksek performans
- Çok sayıda değişik tip mimari açılım alternatifi
- Hafif strüktür, kolay üretim
- Estetik iç ve dış görünüm
- Tüm pencere ve kapı tipleri ile adaptasyon

### AÇILIM TİPLERİ:



### PERFORMANS:

Su sızdırmazlık EN 1027-EN 12208	1A (0Pa)	2A (50Pa)	3A (100Pa)	4A (150Pa)	5A (200Pa)	6A (250Pa)	7A (300Pa)	8A (450Pa)	9A (600Pa)	Exxxx (xxxxPa)
Hava geçirgenlik EN 1026 - EN 12207	1 (150Pa)		2 (300Pa)		3 (600Pa)		4 (600Pa)			
Rüzgar yükü dayanımı EN 12211 - EN 12210	max pressure	1 (400Pa)	2 (800Pa)	3 (1200Pa)	4 (1600Pa)	5 (2000Pa)	Exxx (>2000Pa)			
	with deflection	A (≤ 1/150)		B (≤ 1/200)		C (≤ 1/300)				



\* 2 kanatlı fransız pencere 2500 x 2500 mm; Ug=1.0 W/m<sup>2</sup> K, psi=0.05 W/m K

With its more than 25 years of knowledge and strong reputation in the market, Aldom Group proudly presents its 'ares Architectural Systems', providing an elegant and stylish design, excellent insulation, cost effective solutions, wide range of products that meets all requirements of the projects and offers a consistent and high quality service to all its business partners. It provides perfect solutions for reducing the energy consumption and increasing thermal comfort at buildings.

Specially designed with the idea of securing comfort at buildings, 'SL 82 Insulated Sliding Door & Window Systems' ensures perfect thermal, air and acoustic insulation, as well as waterproofing; consequently being preferred in high-rise buildings and prestigious projects with its superior quality.

Offering 2 desirable options, SL 82 Insulated Sliding Systems combines aesthetic-stylish design and innovative exposition in its new AVANTGARDE and PREMIUM SERIES. At Avantgarde Series; striped surface design gives its aesthetic and modern appearance, while its wider sized vent profiles gives a stronger view. At Premium Series; elegant design and lightness meet with cost effective solutions.

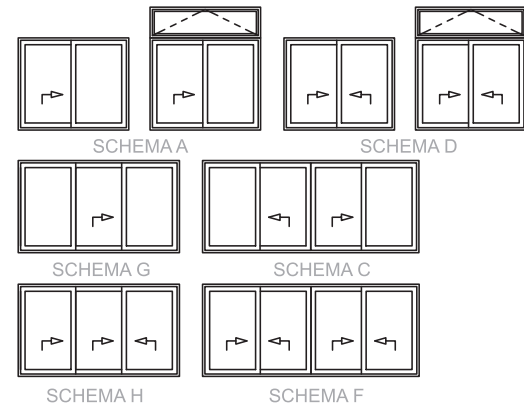
### FEATURES:

- 92 mm system cross section depth
- Impermeability with Pile Weather Strips
- 12 mm to 24 mm glass thickness range
- Compatible with all Euro-type accessories
- High security with special locking accessories
- Electrostatic powder coating or anodized surfaces

### ADVANTAGES:

- High performance in acoustic, water, air and thermal insulation
- Numerous types of architectural detail alternatives
- Light structure, easy processing
- Aesthetic interior and exterior view
- Adoptable to all types of doors and windows

### OPENING TYPES:



### PERFORMANCE:

Watertightness EN 1027 - EN 12208	1A (0Pa)	2A (50Pa)	3A (100Pa)	4A (150Pa)	5A (200Pa)	6A (250Pa)	7A (300Pa)	8A (450Pa)	9A (600Pa)	Exxxx (xxxxPa)
Air permeability EN 1026 - EN 12207	1 (150Pa)		2 (300Pa)		3 (600Pa)		4 (600Pa)			
Resistance to wind load EN 12211 - EN 12210	max pressure	1 (400Pa)	2 (800Pa)	3 (1200Pa)	4 (1600Pa)	5 (2000Pa)	Exxx (>2000Pa)			
	with deflection	A (≤ 1/150)		B (≤ 1/200)		C (≤ 1/300)				



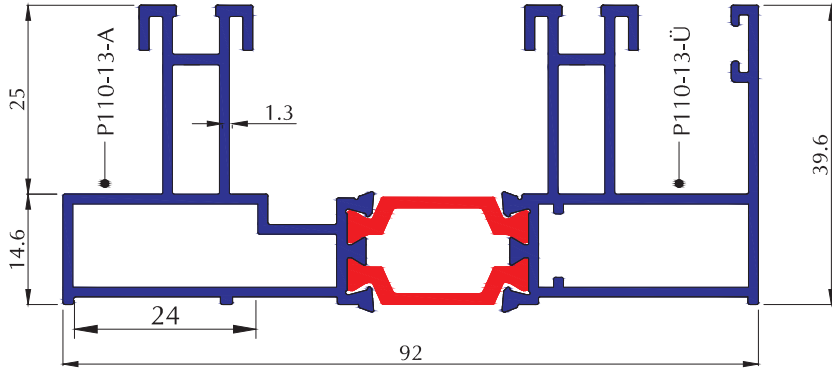
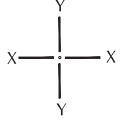
\* Double winged french window 2500 x 2500 mm; Ug=1.0 W/m<sup>2</sup> K, psi=0.05 W/m K

ares architectural<sup>®</sup>  
s y s t e m s

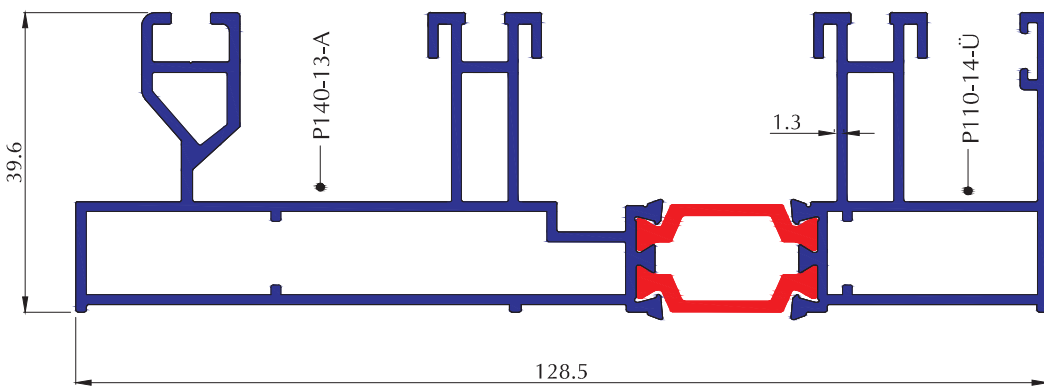
# SL 92 HS

Profiller  
Profiles

**KASA PROFİLLERİ FRAME PROFILES**



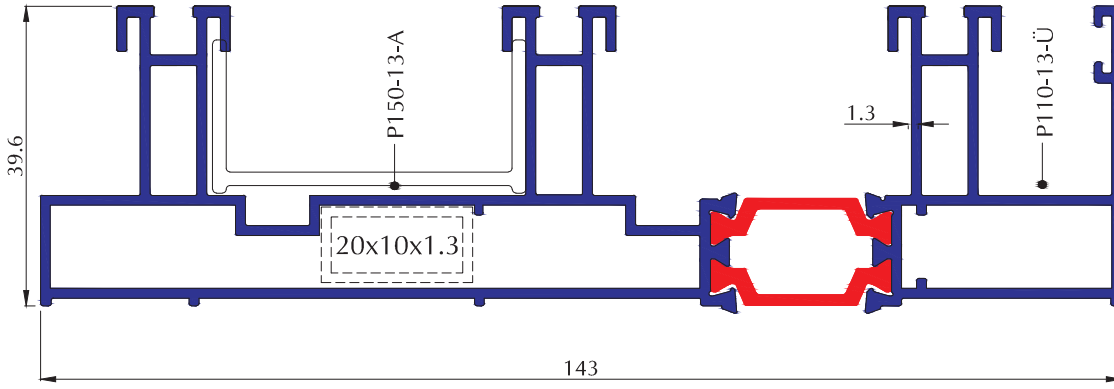
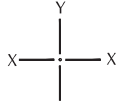
**92 SLF01**  
1,550 kg/m  
 $J_x=34,00 \text{ cm}^4$   $J_y=7,90 \text{ cm}^4$



**92 SLF04**  
2,070 kg/m  
 $J_x=87,45 \text{ cm}^4$   $J_y=10,89 \text{ cm}^4$

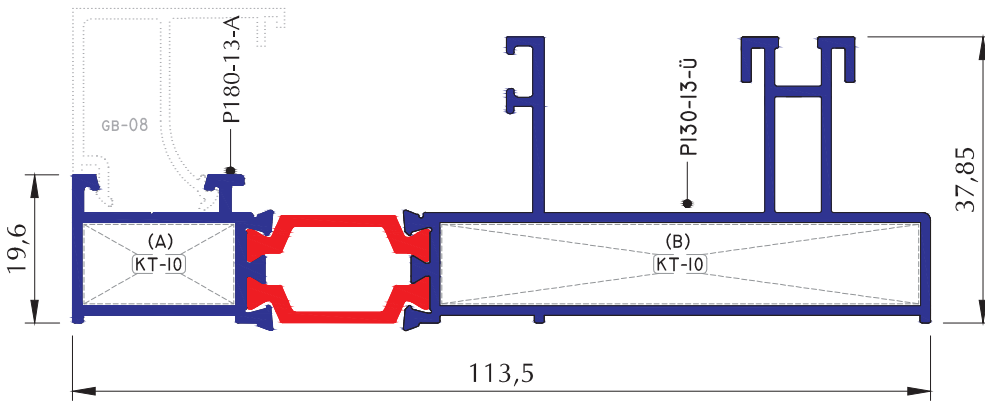
Ölçek: 1/1  
Scale: 1/1

KASA PROFİLLERİ FRAME PROFILES



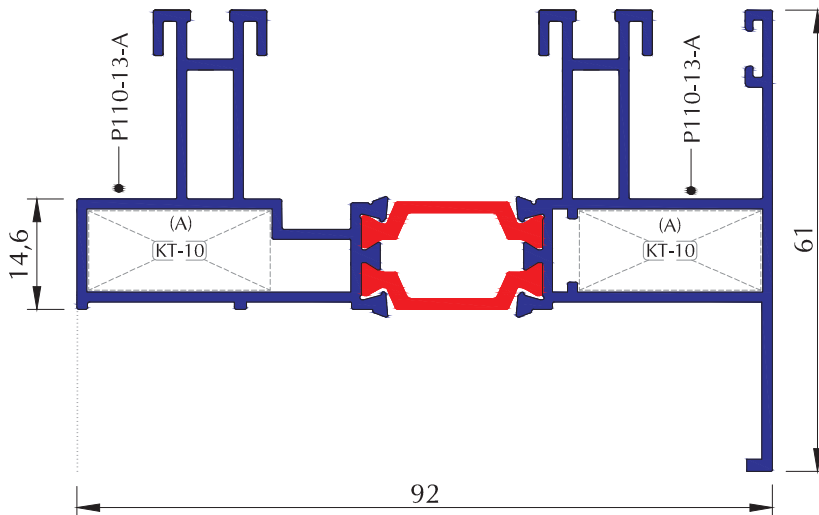
92 SL F05

2,178 kg/m  
 $J_x=114,09 \text{ cm}^4$   $J_y=11,43 \text{ cm}^4$



92 SL F08

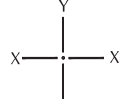
1,510 kg/m  
 $J_x=45,58 \text{ cm}^4$   $J_y=5,87 \text{ cm}^4$



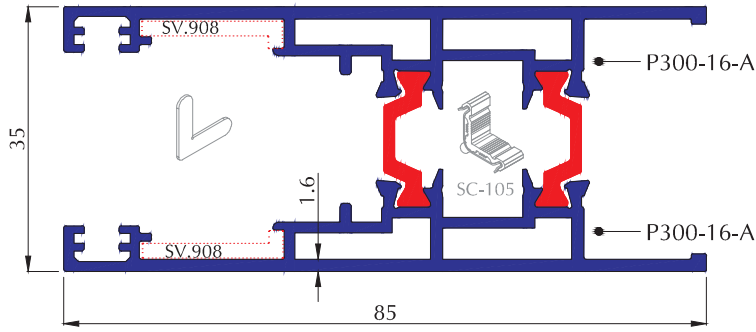
92 SL F09

1,510 kg/m  
 $J_x=45,58 \text{ cm}^4$   $J_y=5,87 \text{ cm}^4$

**KANAT PROFİLLERİ SASH PROFILES**



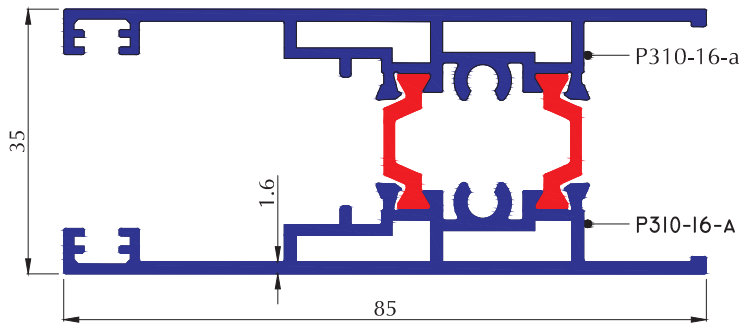
45° Kanatprofili/45° VentProfile



**92 SL V01**

1,651 kg/m  
 $J_x=20,39 \text{ cm}^4$   $J_y=11,04 \text{ cm}^4$

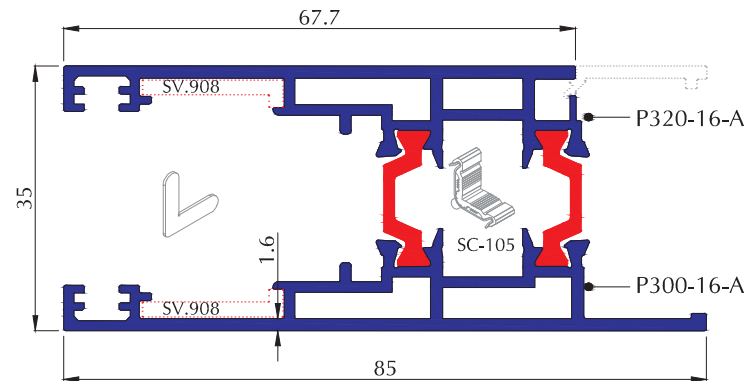
90° Kanatprofili/90° VentProfile



**92 SL V02**

1,709 kg/m  
 $J_x=20,53 \text{ cm}^4$   $J_y=11,23 \text{ cm}^4$

45° Cam Çıtalı Kanatprofili/45° Glazing Bead VentProfile



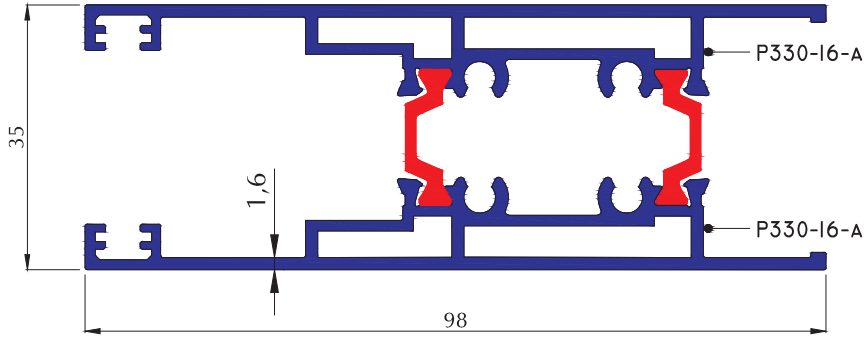
**92 SL V03**

1,571 kg/m  
 $J_x=17,51 \text{ cm}^4$   $J_y=10,20 \text{ cm}^4$

Ölçek: 1/1  
Scale: 1/1

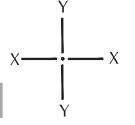
**KANAT PROFİLLERİ SASH PROFILES**

90° Kanatprofili Baza/90° VentProfile

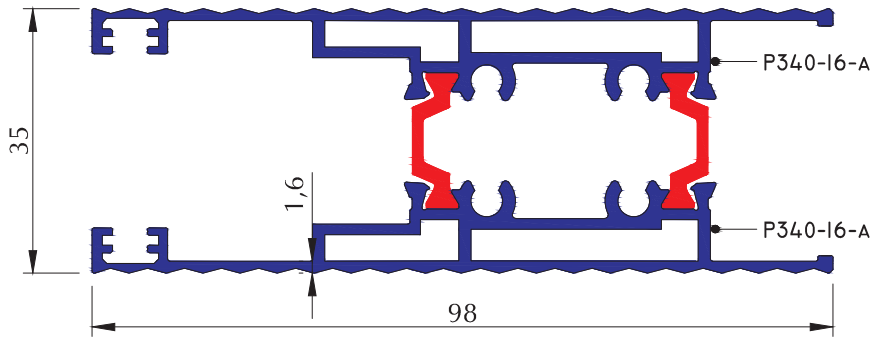


**92 SL V04**

1,954 kg/m  
 $J_x=32,55 \text{ cm}^4$   $J_y=12,94 \text{ cm}^4$

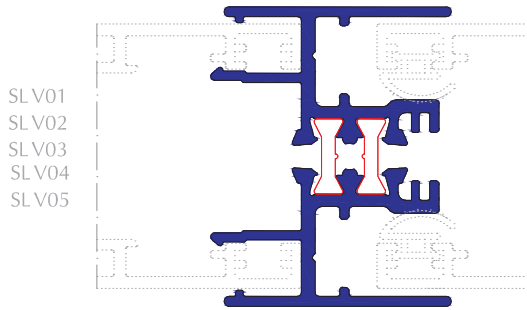


90° Kanatprofili Baza/90° VentProfile



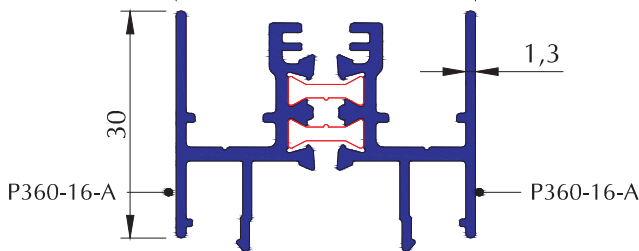
**92 SL V05**

1,783 kg/m  
 $J_x=28,80 \text{ cm}^4$   $J_y=11,05 \text{ cm}^4$



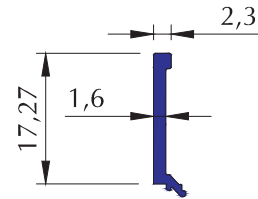
SLV01  
SLV02  
SLV03  
SLV04  
SLV05

39,6



**92 SLA01**

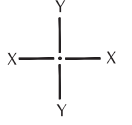
0,812 kg/m



**SLG01**

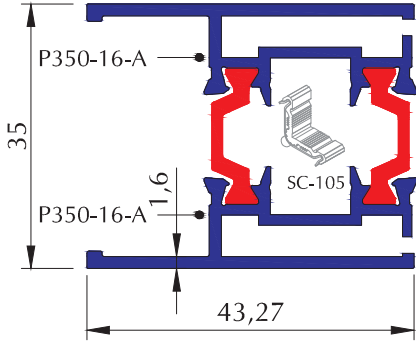
0,090 kg/m

**KANAT PROFİLLERİ SASH PROFILES**



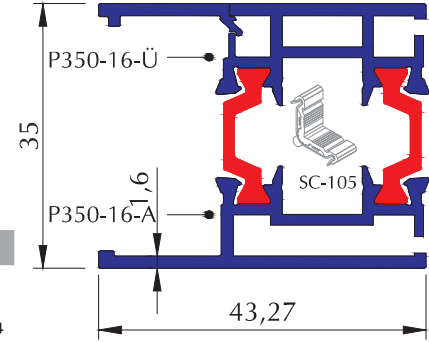
**92 SL V11**

0,976 kg/m  
 $J_x=4,15 \text{ cm}^4$   $J_y=5,54 \text{ cm}^4$



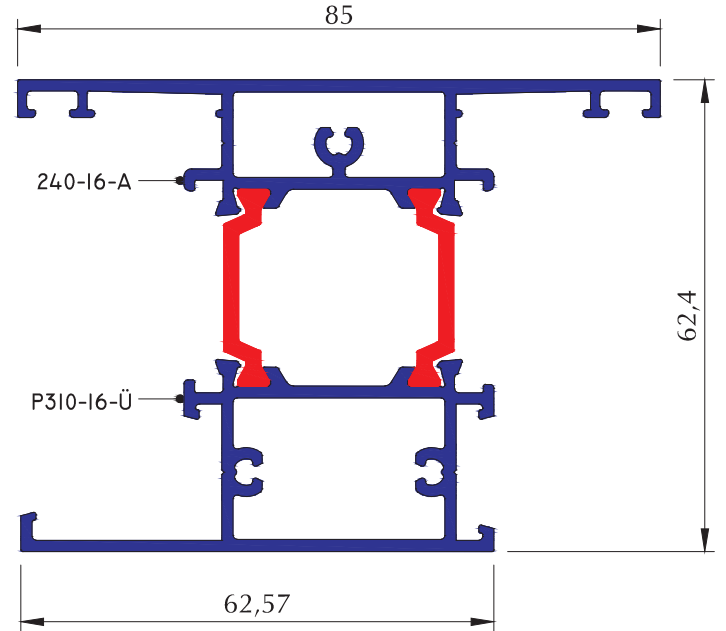
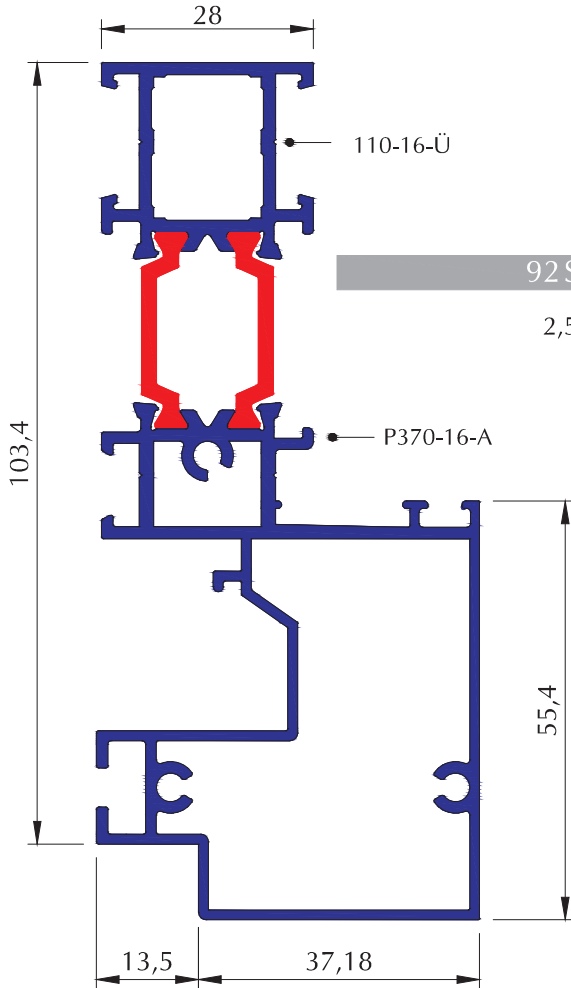
**92 SL V12**

0,912 kg/m  
 $J_x=4,15 \text{ cm}^4$   $J_y=5,54 \text{ cm}^4$



**92 SL V10**

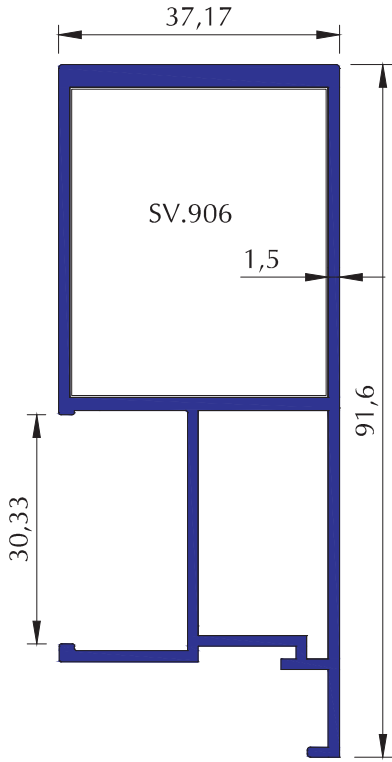
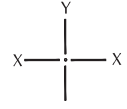
2,531 kg/m



**92 SL V08**

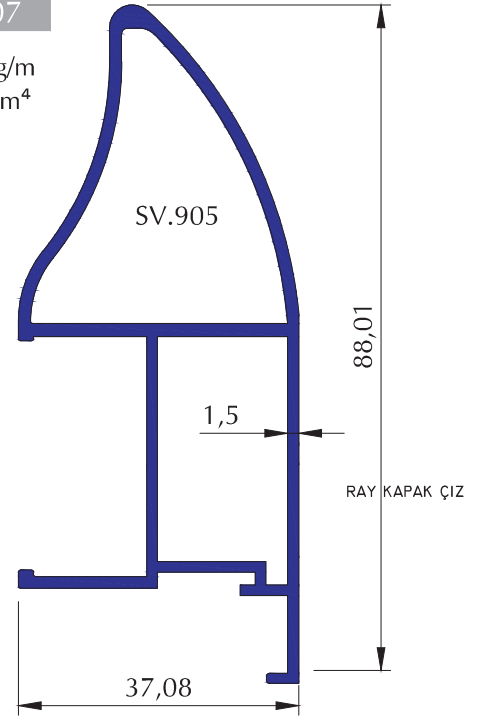
1,826 kg/m  
 $J_x=34,00 \text{ cm}^4$   $J_y=16,38 \text{ cm}^4$

**KANAT PROFİLLERİ SASH PROFILES**



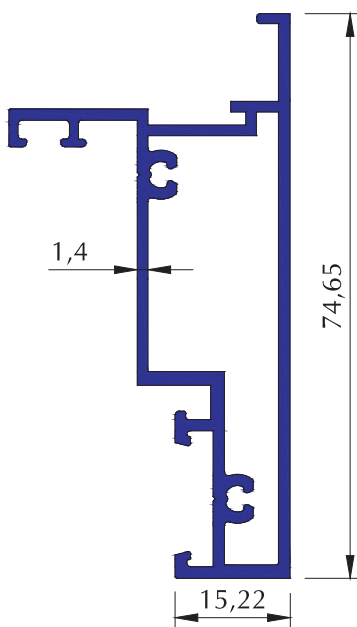
**92 SL V07**

1,073 kg/m  
 $J_x=6,45 \text{ cm}^4$   $J_y=19,50 \text{ cm}^4$



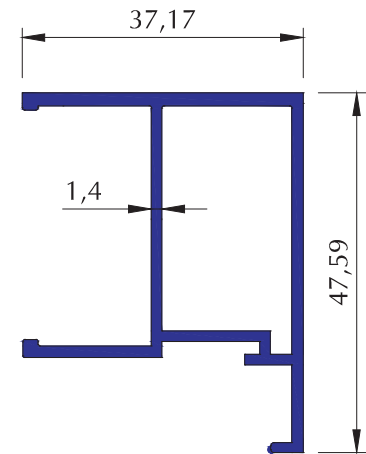
**92 SL V06**

1,295 kg/m  
 $J_x=42,56 \text{ cm}^4$   $J_y=10,87 \text{ cm}^4$



**92 SL V13**

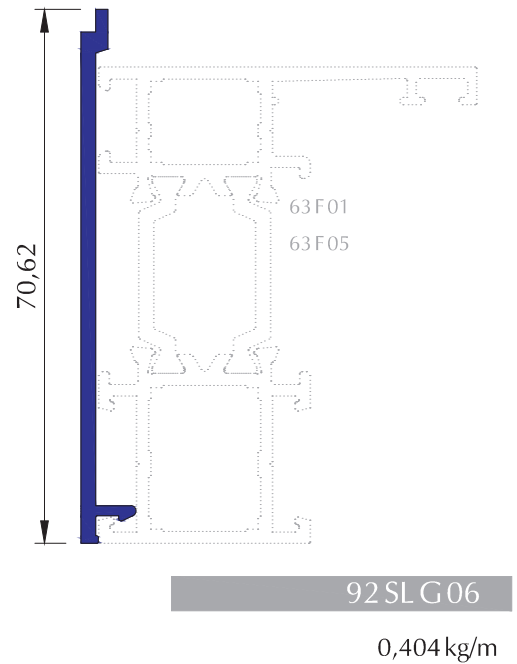
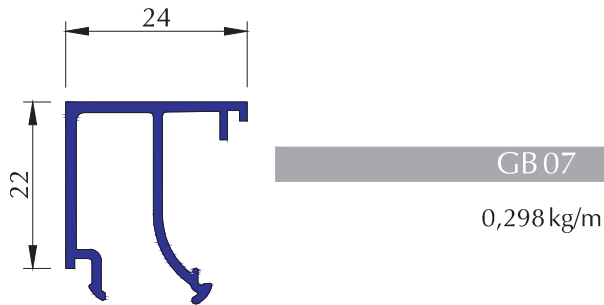
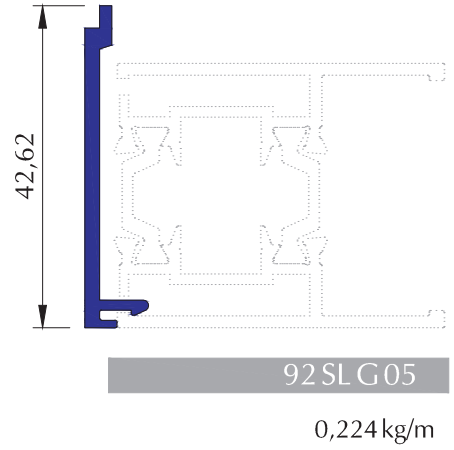
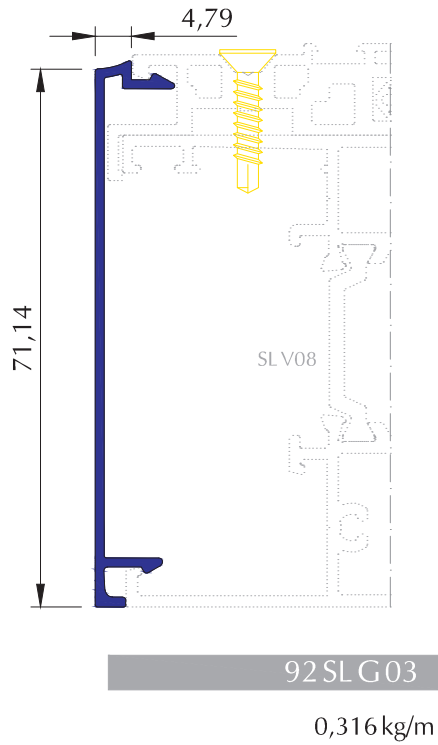
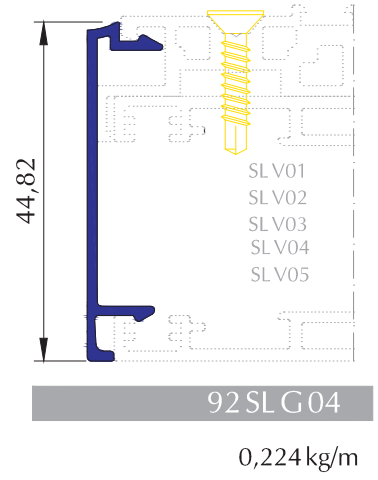
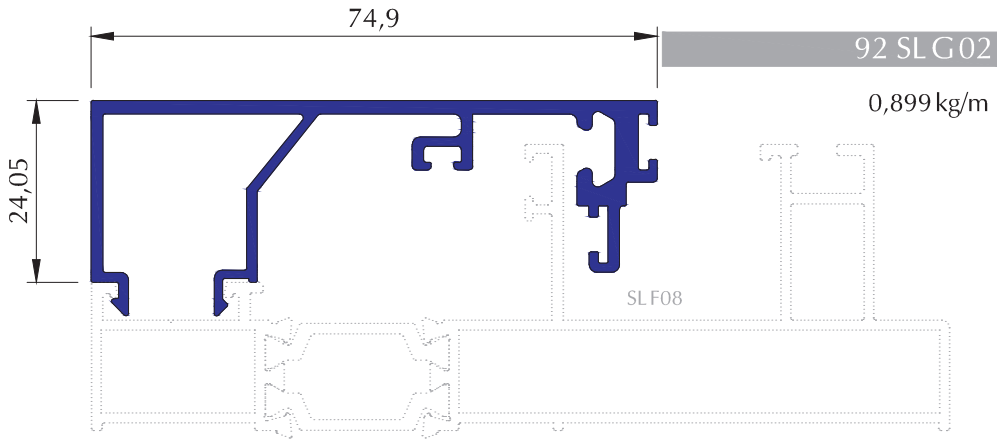
0,966 kg/m  
 $J_x=13,23 \text{ cm}^4$   $J_y=3,23 \text{ cm}^4$



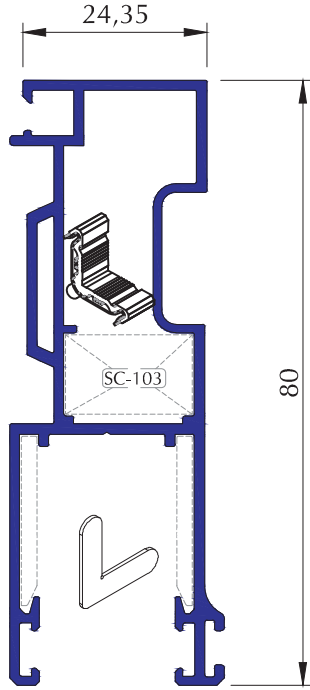
**92 SL V09**

0,660 kg/m  
 $J_x=4,17 \text{ cm}^4$   $J_y=3,15 \text{ cm}^4$

ÇITA PROFİLLERİ ??????? PROFILES

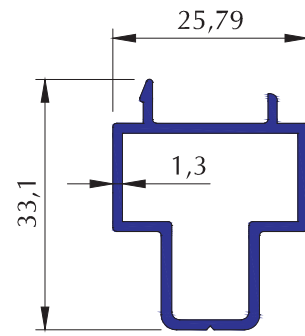


SİNEKLİK PROFİLLERİ FLYSCREEN PROFILES



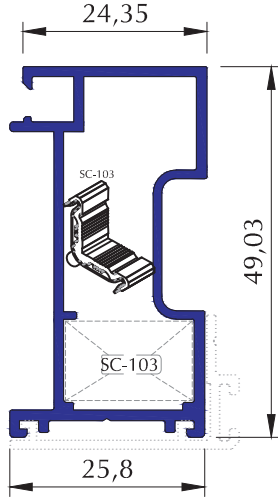
SLS01

0,903 kg/m



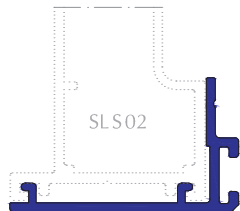
SLS04

0,390 kg/m



SLS02

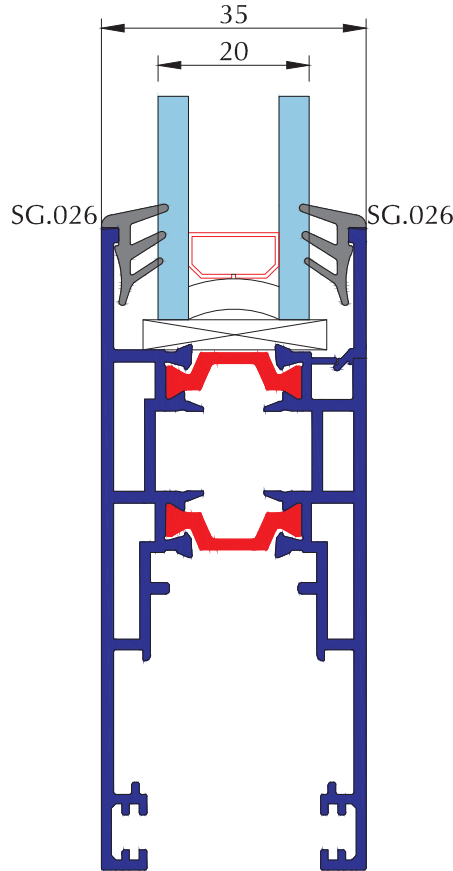
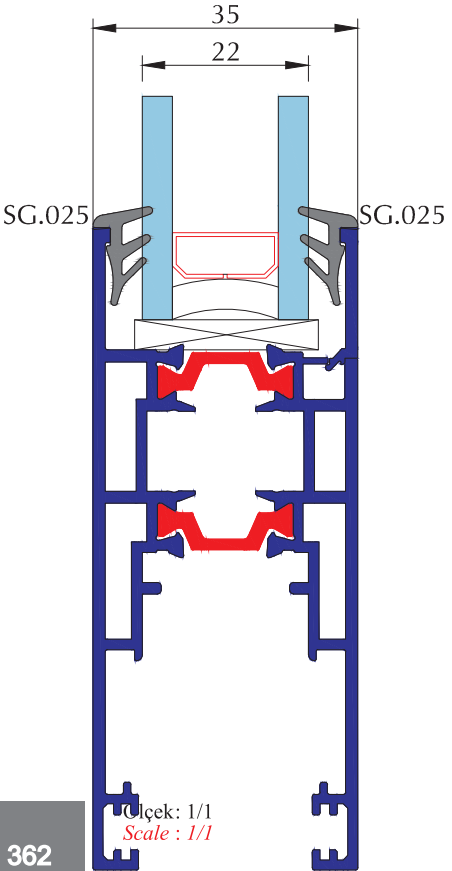
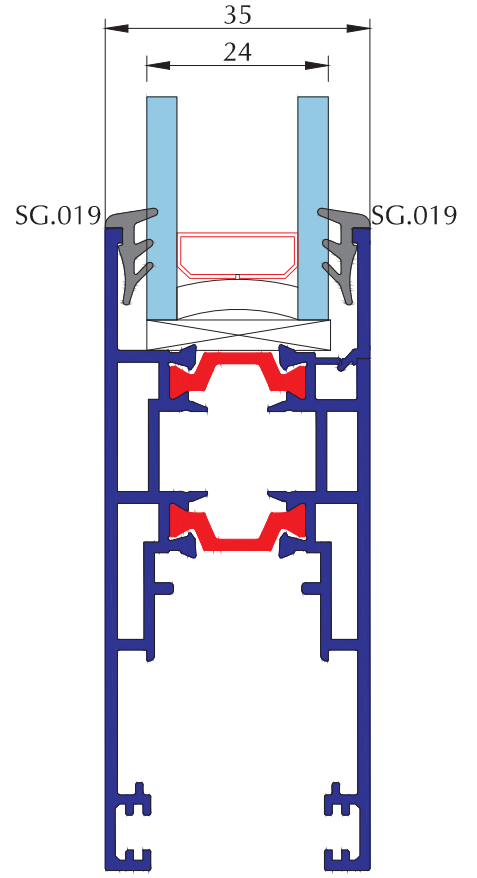
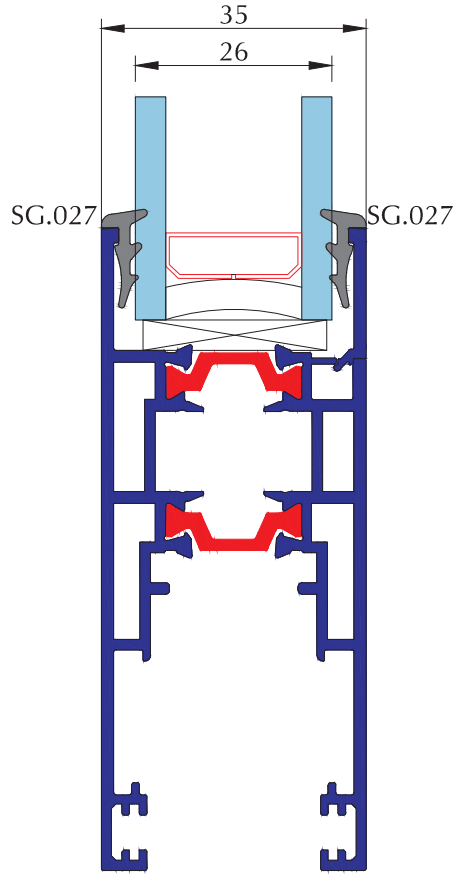
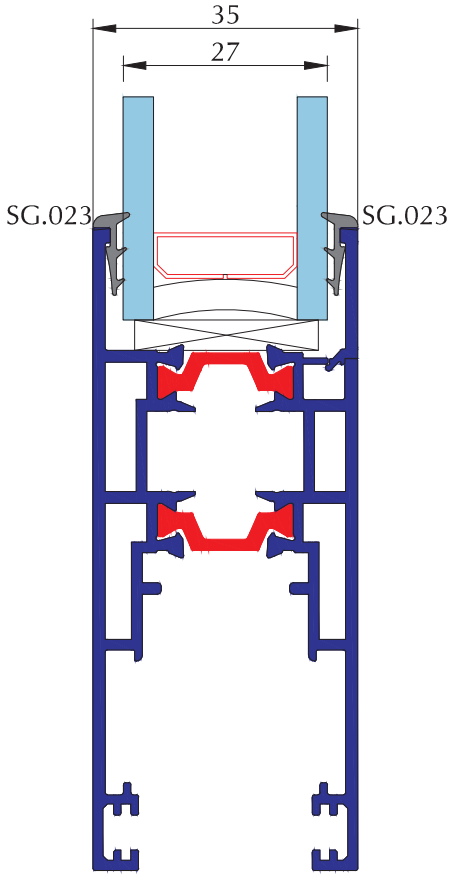
0,600 kg/m



SLS02A

0,189 kg/m

**CAM ÖLÇÜLERİ GLASS DIMENSIONS CHART**



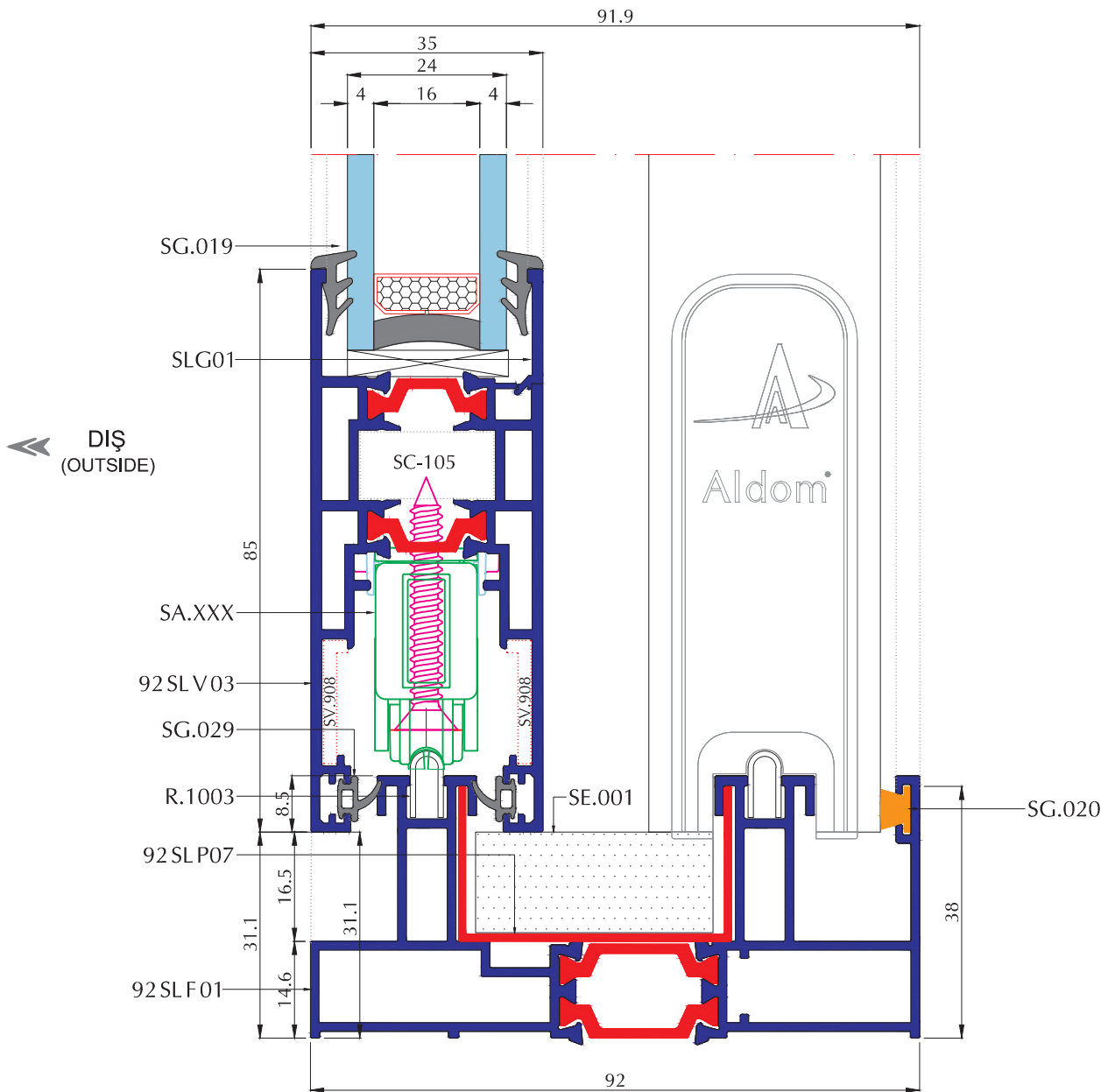
Ölçek: 1/1  
Scale: 1/1

ares architectural®  
s y s t e m s

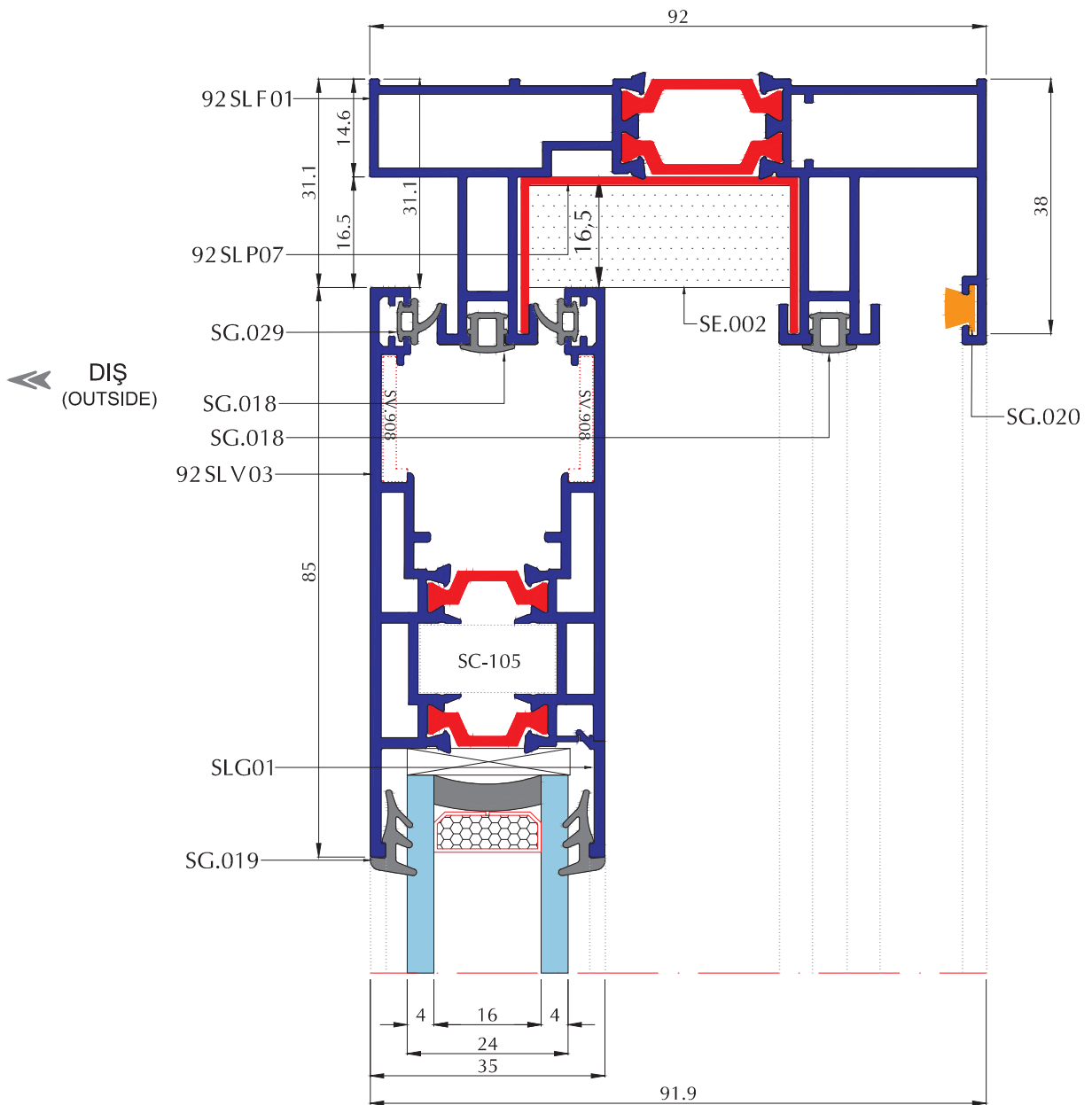
# SL 92 HS

Kaldır - Sür Detayı  
Lift and Slide Detail

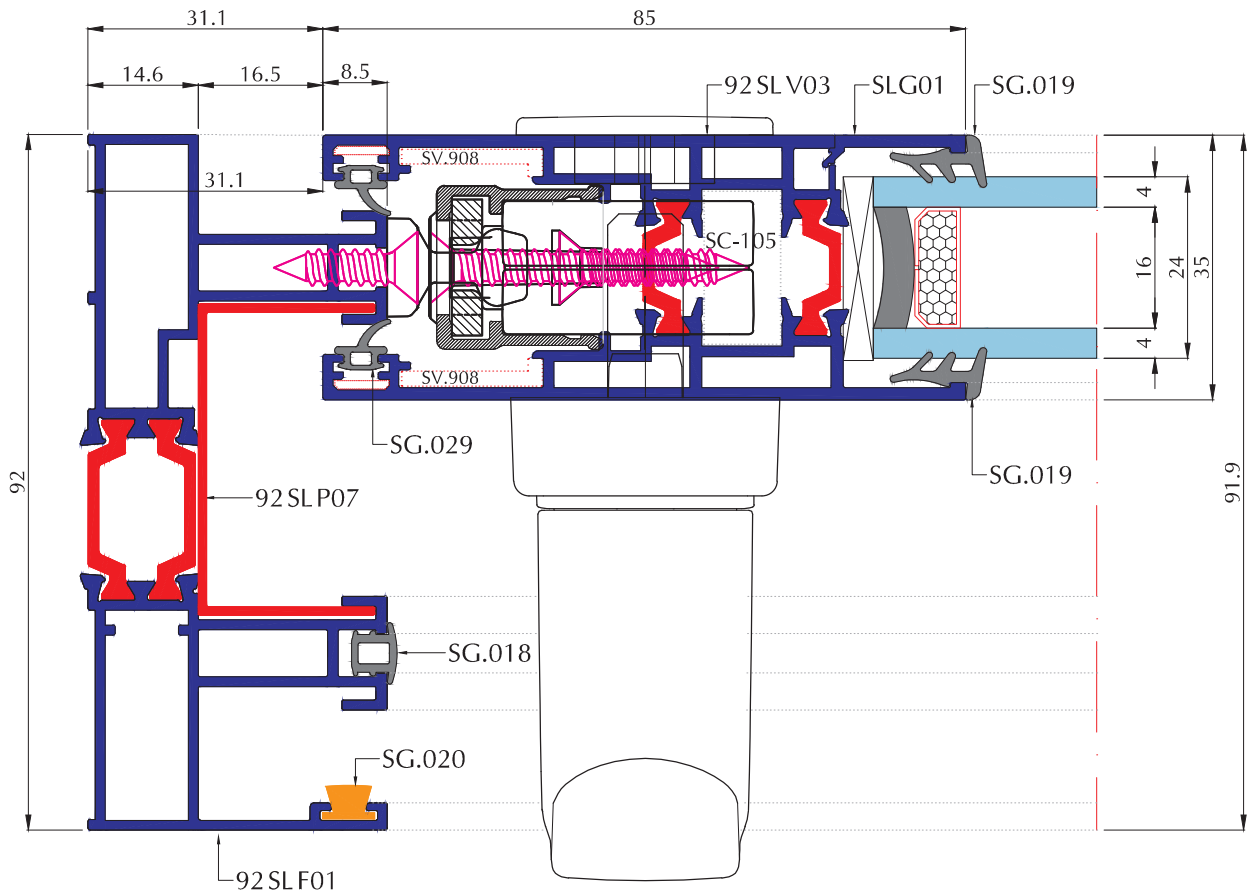
**SİSTEM DETAYLARI SYSTEM DETAILS**



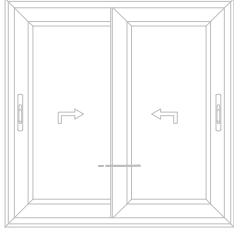
**SİSTEM DETAYLARI SYSTEM DETAILS**



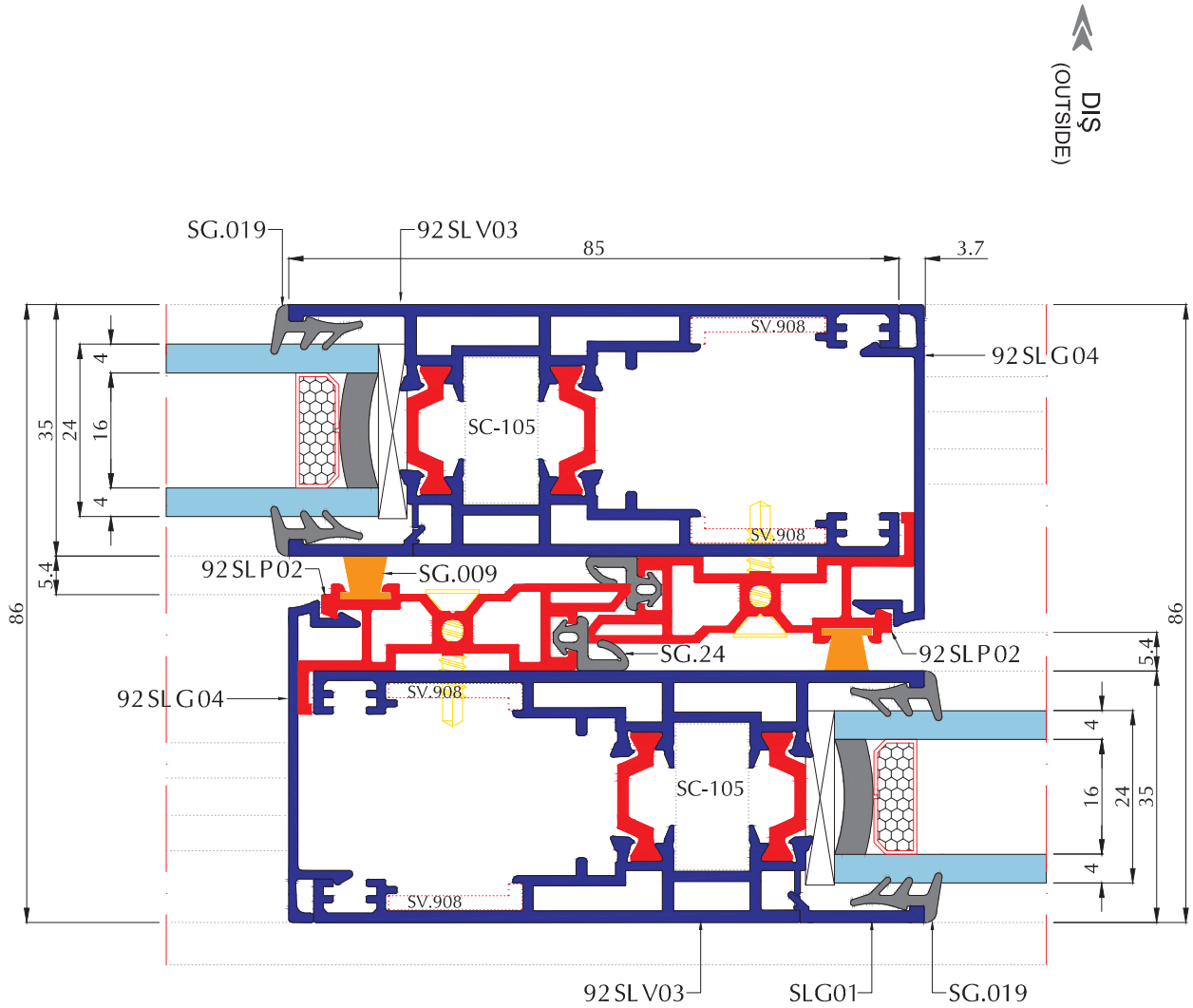
**SİSTEM DETAYLARI SYSTEM DETAILS**




**SİSTEM DETAYLARI SYSTEM DETAILS**



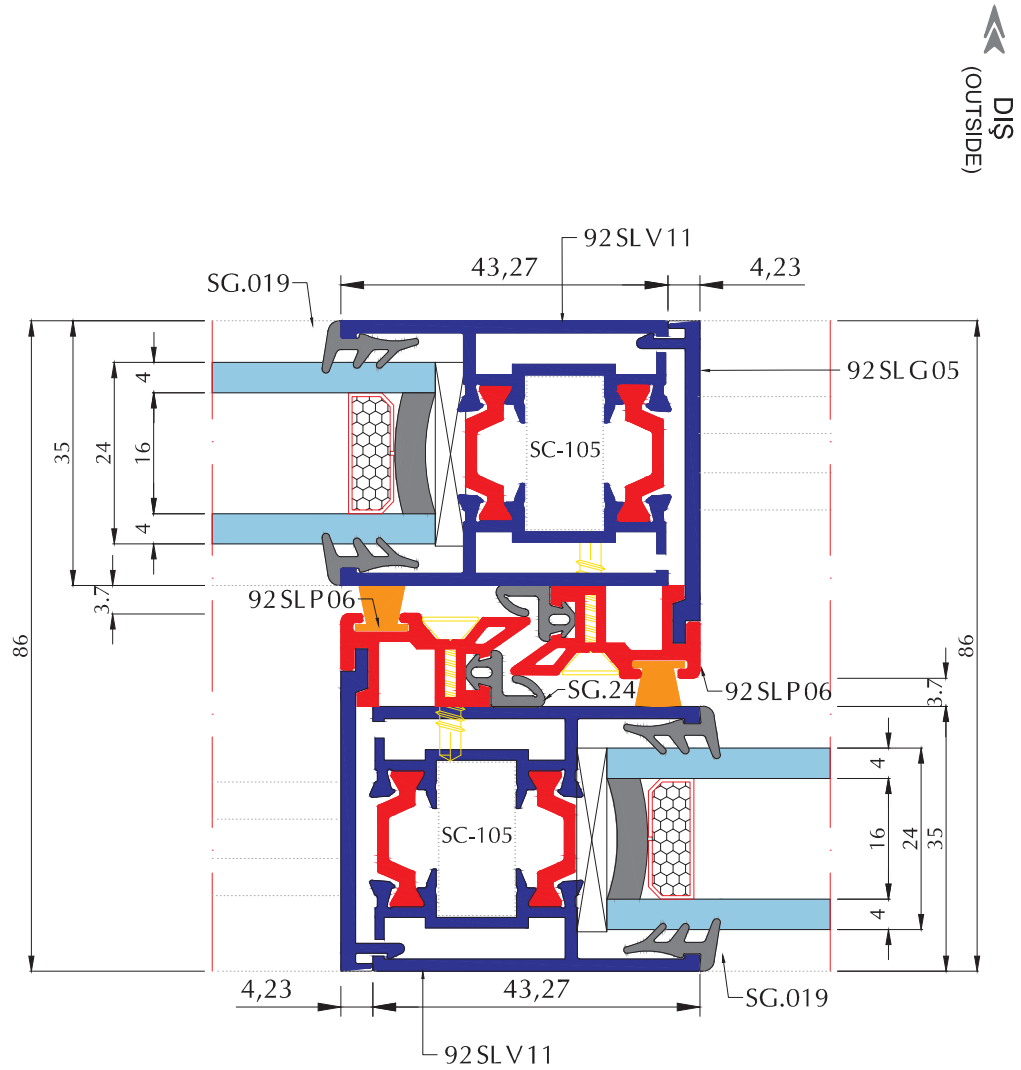
ALTERNATİF-A



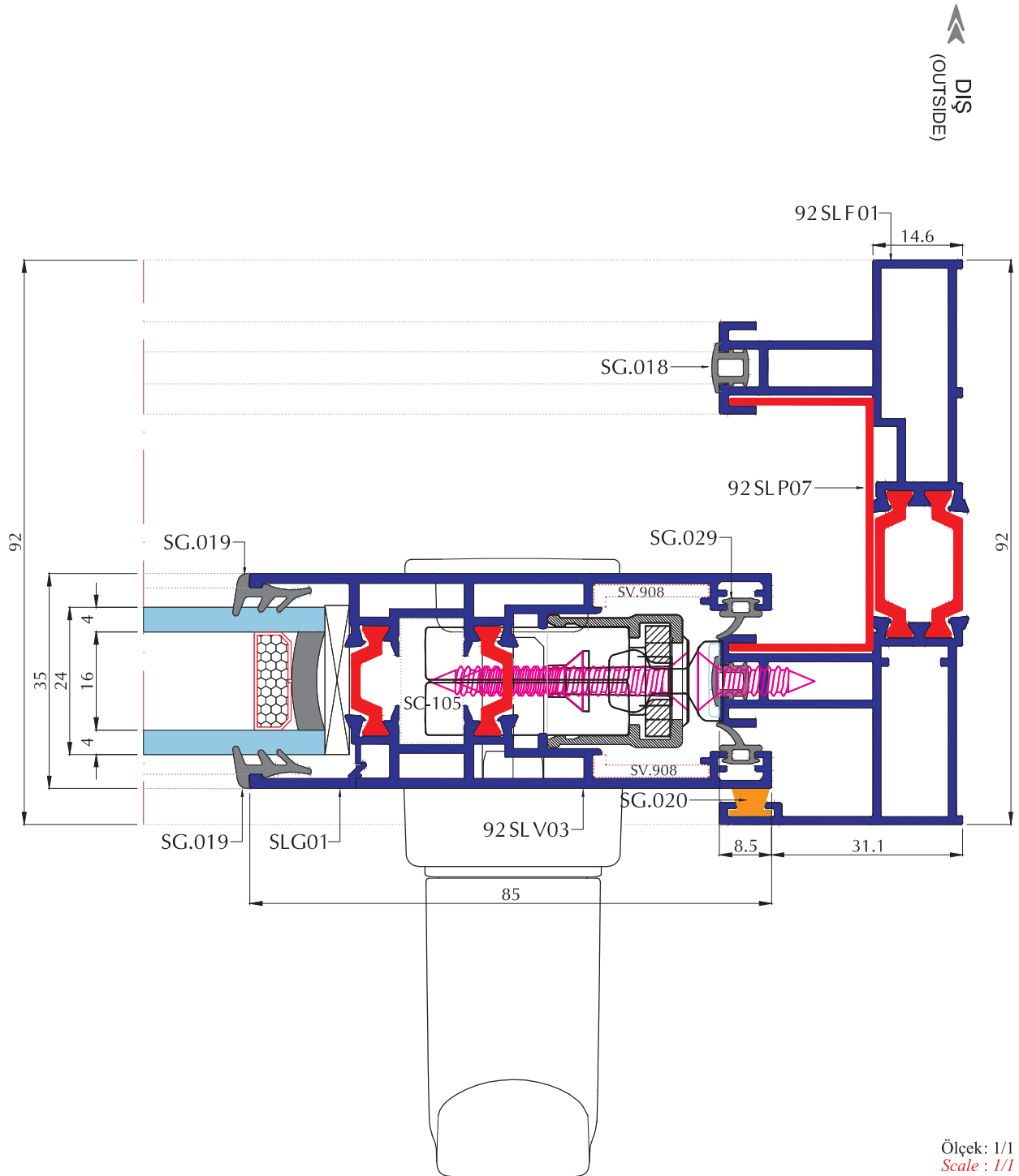
SİSTEM DETAYLARI SYSTEM DETAILS



ALTERNATİF -B



**SİSTEM DETAYLARI SYSTEM DETAILS**



Ölçek: 1/1  
Scale: 1/1

### PROFİL / PROFILE

ADET Pcs	KOD Code	PROFİL TANIMI Description	KESİM ÖLÇÜSÜ Cutting Dimension	KESİM AÇISI Cutting Angle
2	92 SL F01	Düsey Kasa Pr. (Vertical Frame Pr.)	H	45°/45°
2	92 SL F01	Yatay Kasa Pr. (Horizontal Frame Pr.)	L	45°/45°
4	92 SL V01	Düsey Kanat Pr. (Vertical Vent Pr.)	HS = H - 62,2	45°/45°
4	92 SL V01	Yatay Kanat Pr. (Horizontal Vent Pr.)	Sw = L / 2 + 9,65	45°/45°
4	SL G01	Yatay Cam Çıtası (Horizontal Glazing Bead)	Sw -135	90°/90°
4	SL G01	Düsey Cam Çıtası (Vertical Glazing Bead)	Sw -170	90°/90°
2	92 SL G04	Kenet Pr. (Hook Pr.)	H - 62,2	90°/90°

### AKSESUAR / ACCESSORY

ADET Pcs	KOD Code	AKSESUAR TANIMI Description
4	SV.002	Cam Takozu 4 mm (Glazing Plugs)
8	KT-1014	Köşe Takozu (24 mm) (Corner Cleats - 19,8mm)
8	SC-105	Vidalı Köşe Takozu (Screwed Corner Cleats)
16	SV.908	45° Kanat Köşe Hizalama (Corner Alignment)
2	SA.XXX	Kaldır-Sür Mekanizması 200 kg (LIFT AND SLIDE ACCESSORY 200 Kg)

ADET Pcs	KOD Code	AKSESUAR TANIMI Description
1	SE.001	Kasa Alt Tozluk (CENTRAL BOTTOM SEALING)
1	SE.002	Kasa Üst Tozluk (CENTRAL TOP SEALING)
2	SV-903	Kenetli Adap.Kap (Adapter-Vent Covers)
4	ST-001	Kanat Stoplama Adaptörü (Vent Stoper Adapter)

Tahliye tapası 500mm'de bir.  
Draining slot at every 500mm

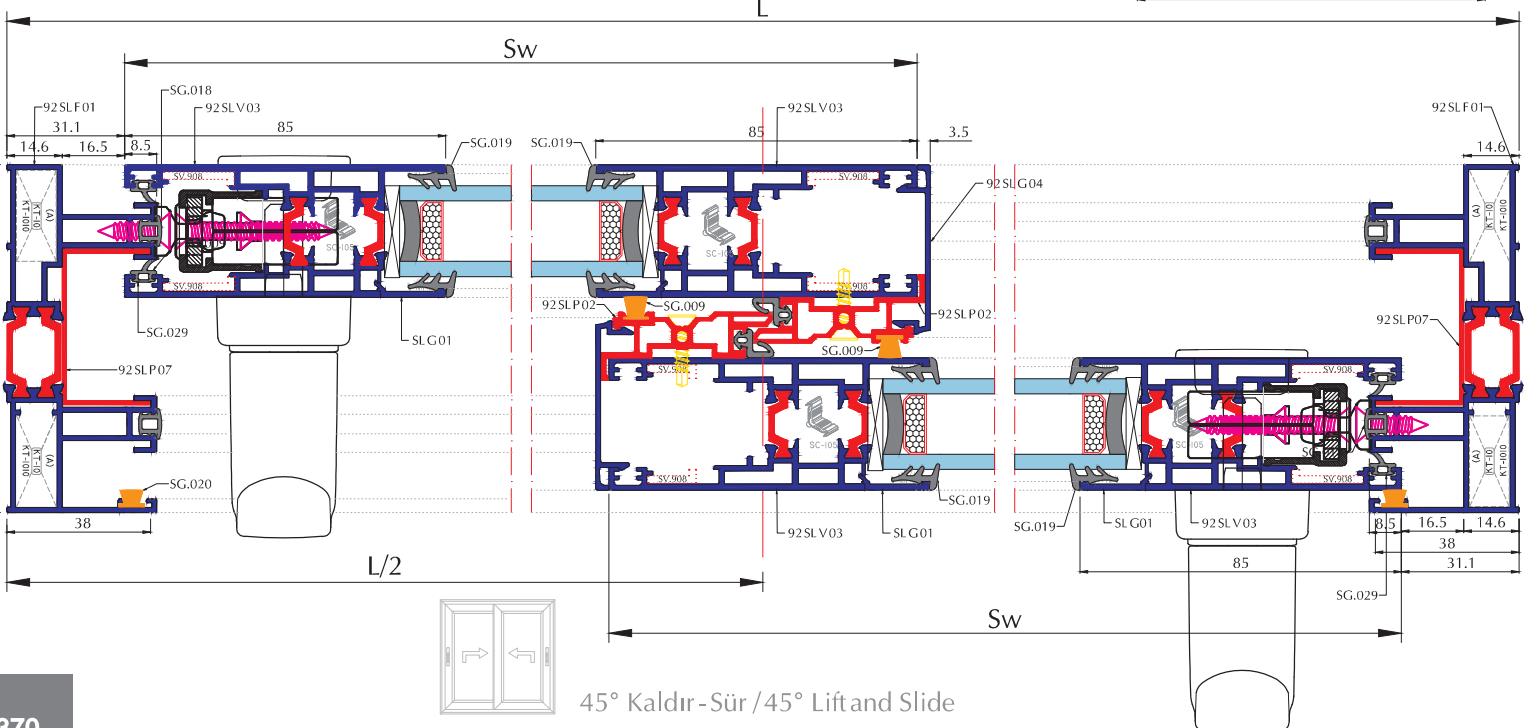
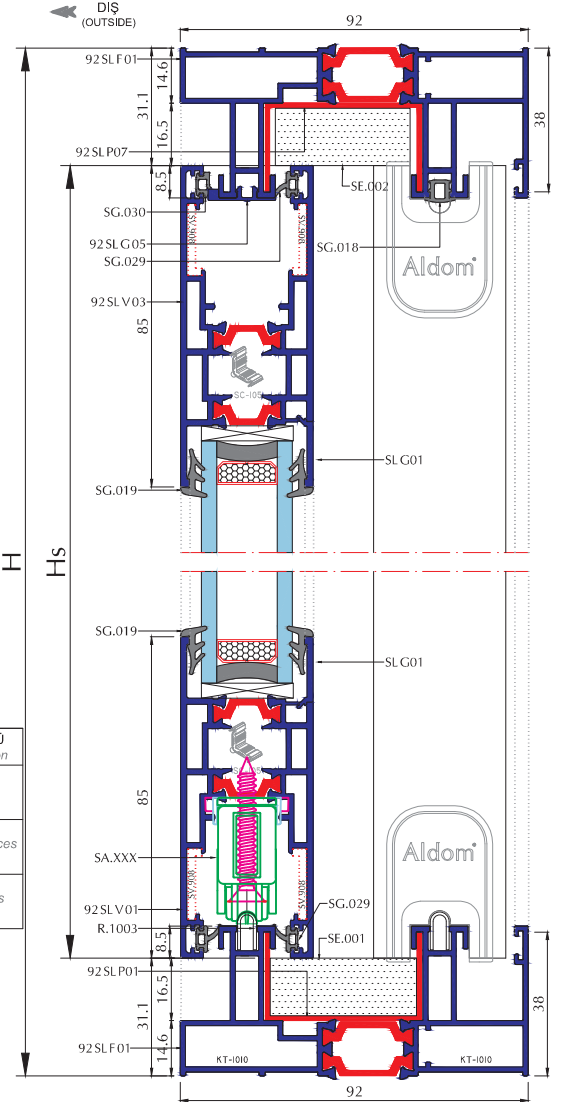
Cam kesim ölçüsü (Glass Cutting Size)  
Düsey Kanat (Vertical Sash) = H-207,8mm  
Yatay Kanat (Horizontal Sash) = L/2 - 136mm

### FİTİLLER / GASKETS

KOD Code	AKSESUAR TANIMI Description	KESİM ÖLÇÜSÜ Cutting Dimension
SG.018	Ray Fıtlı (Rail Gasket)	4 H + 2 L
SG.019	Cam Fıtlı (Glass Gasket)	Sw - 170 mm 8 Adet / Pieces HS - 170 mm 8 Adet / Pieces
SG.029	Kanat Fıtlı (Sash Gasket)	Sw = 8 Adet / Pieces HS = 4 Adet / Pieces
SG.009	Fırça Fıtlı (Sealing Brush)	2 Hs Sw = 2 Adet / Pieces
SG.020	Fırça Fıtlı (Sealing Brush)	2 L + 2 H
R.1003	Çelik Ray (Steel Rail)	L - 80 mm 2 Adet / Pieces

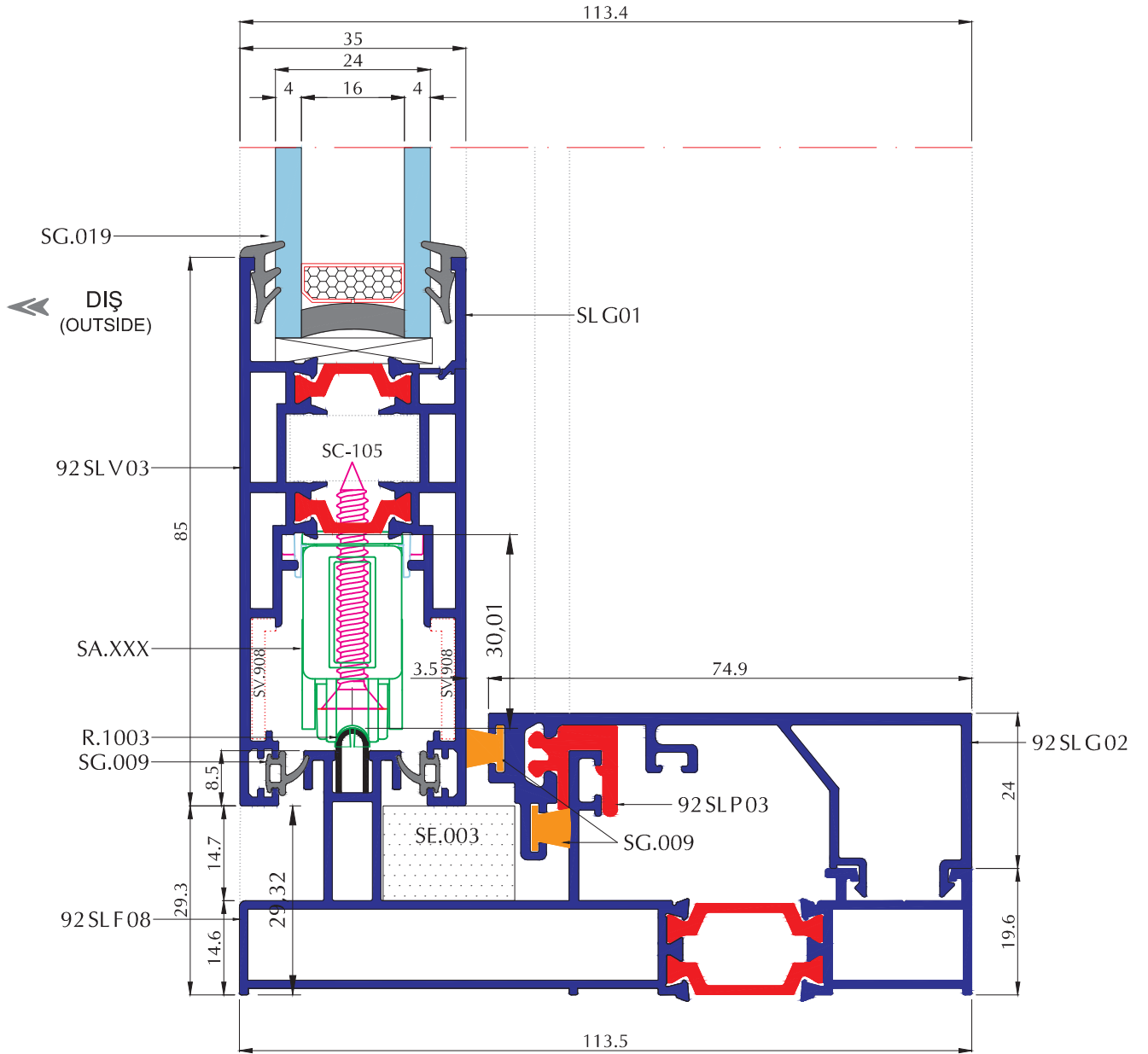
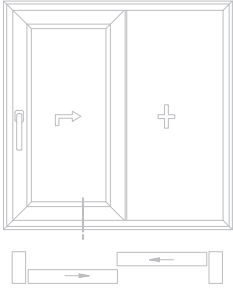
### FİTİLLER / GASKETS

KOD Code	AKSESUAR TANIMI Description	KESİM ÖLÇÜSÜ Cutting Dimension
92 SL P01	Merkezi Kanal Fıtlı (Central Channel)	L - 29,2 mm 2 Adet / Pieces H - 29,2 mm 2 Adet / Pieces
92 SL P02	Pvc Kenet Profili (Pvc Hook Profile)	Hs x 2 Adet / Pieces
SV.912	Sallantı Engelleyici (Pvc Hook Profile)	8 Adet / Pieces

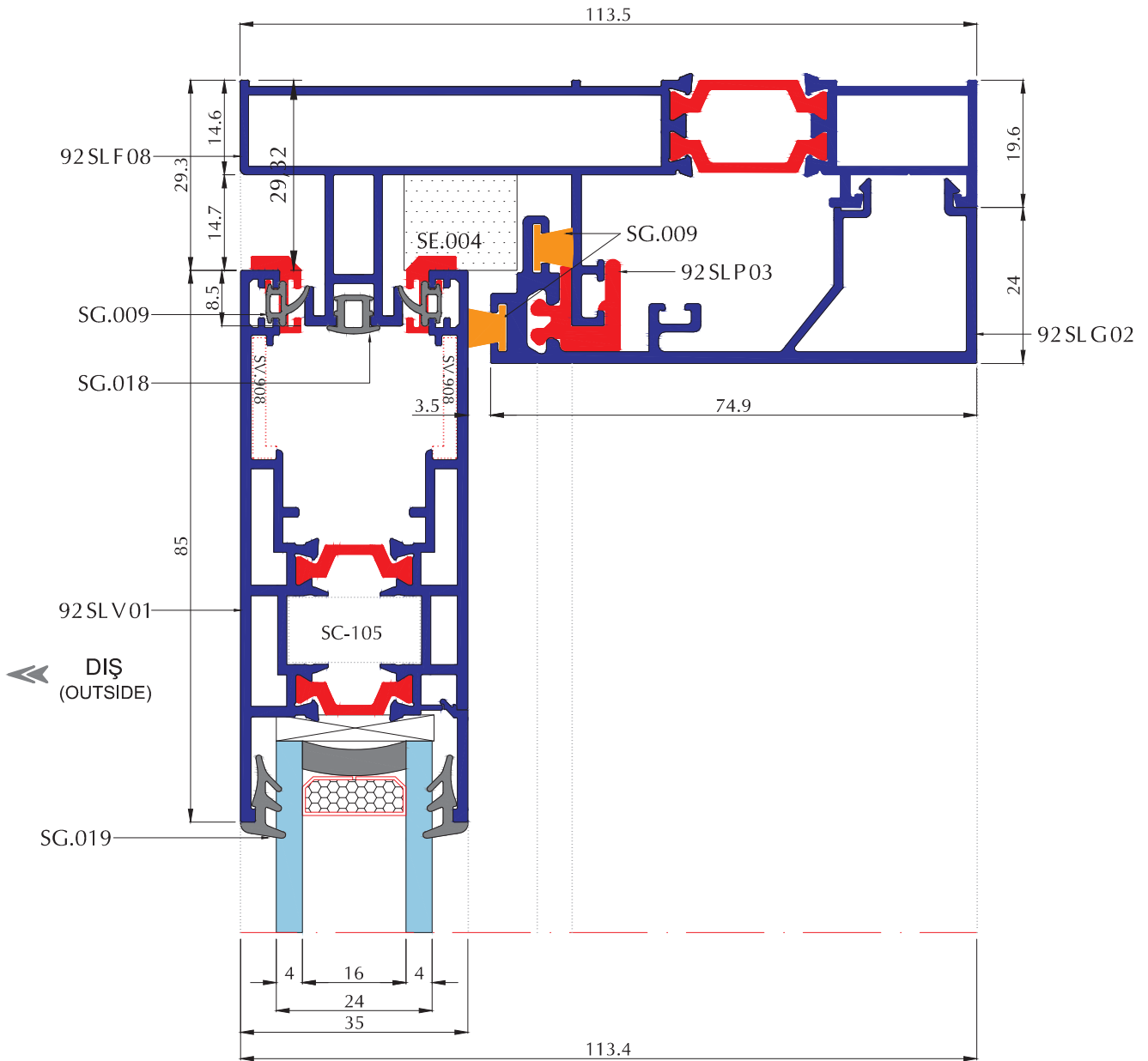
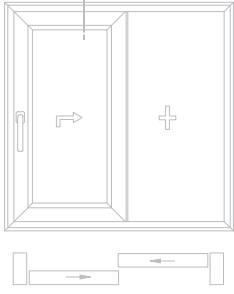


45° Kaldır-Sür / 45° Lift and Slide

**SİSTEM DETAYLARI SYSTEM DETAILS**

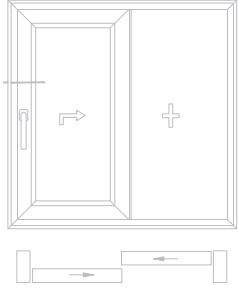


SİSTEM DETAYLARI SYSTEM DETAILS

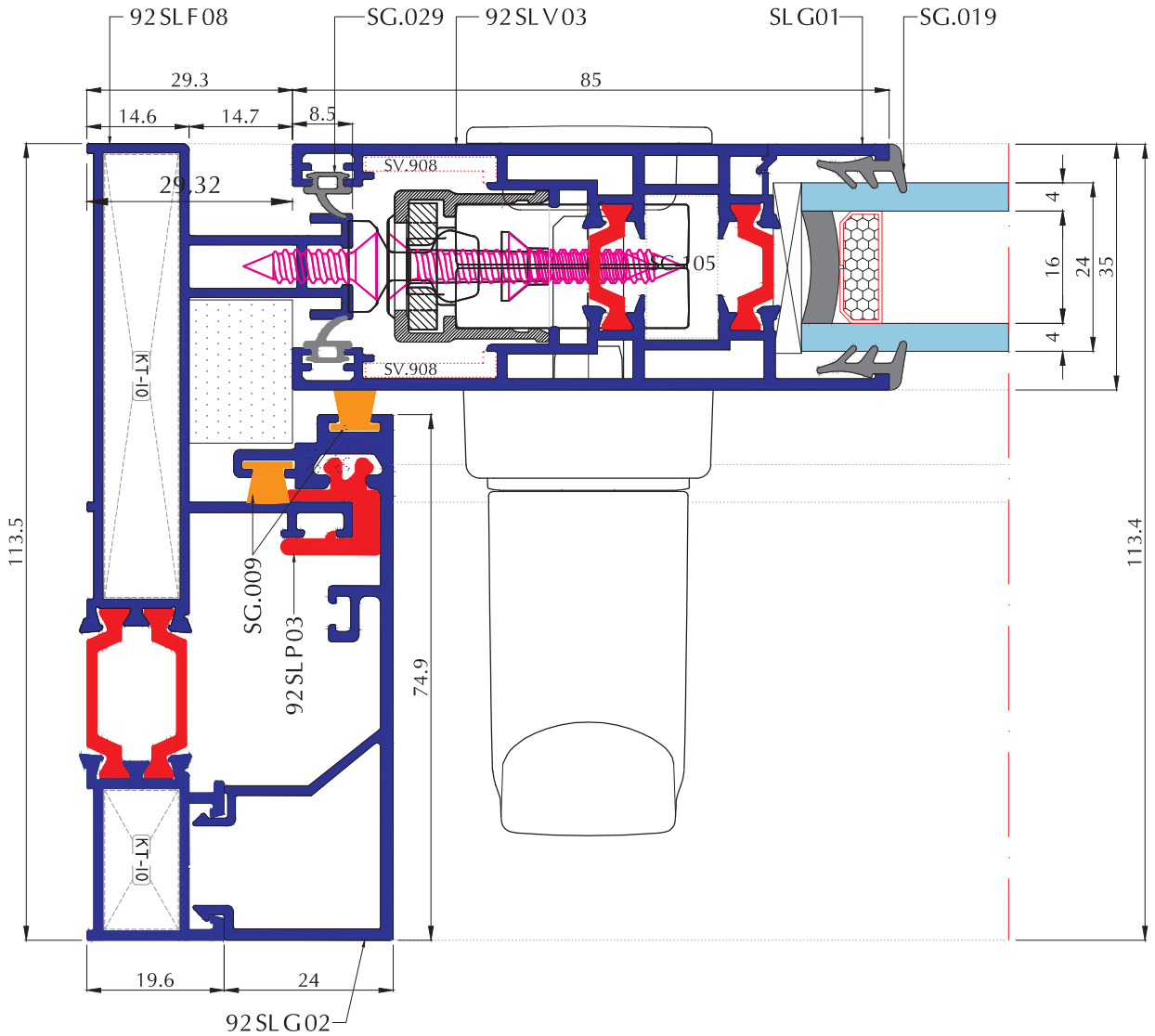


Ölçek: 1/1  
Scale: 1/1

**SİSTEM DETAYLARI SYSTEM DETAILS**

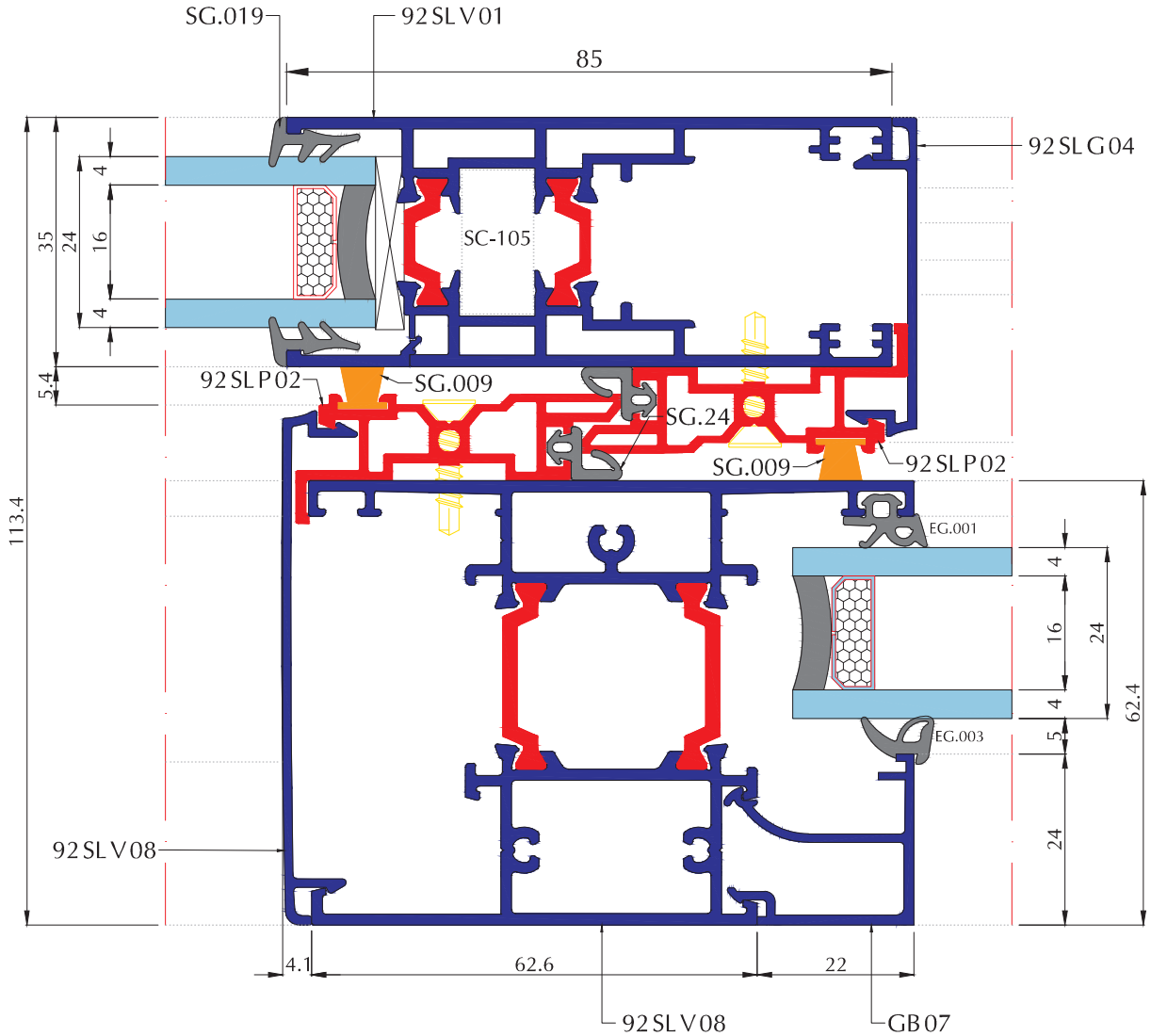
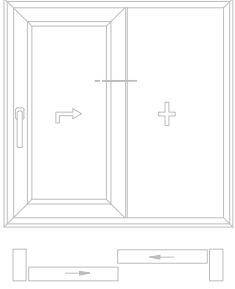


DIŞ  
(OUTSIDE)



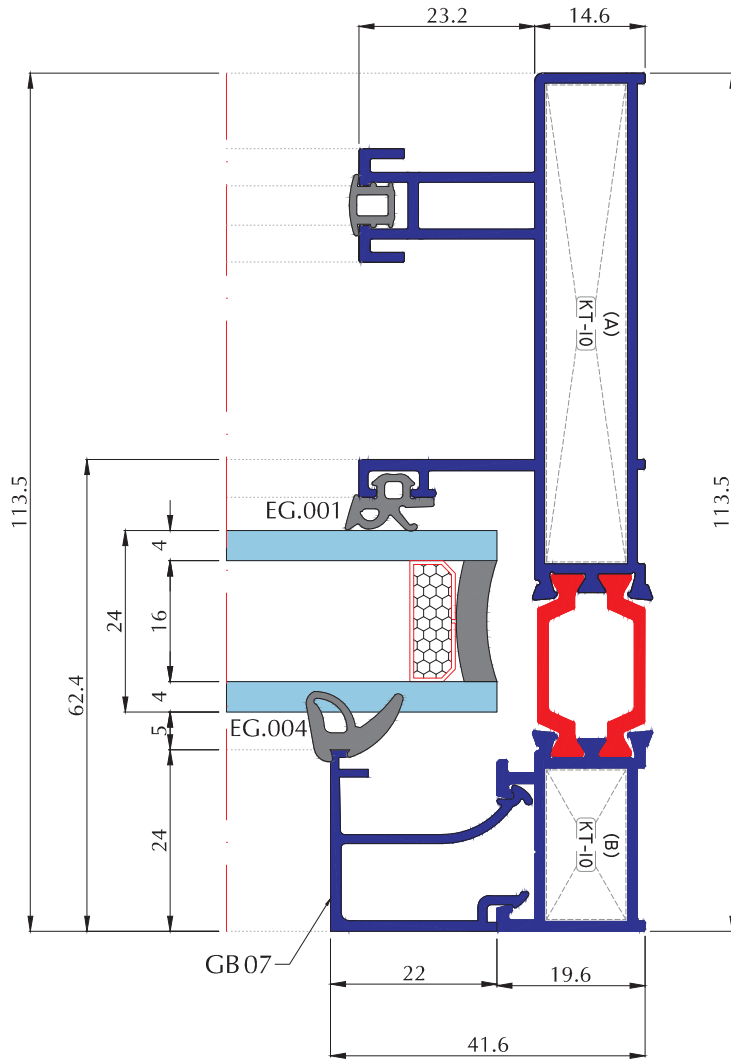
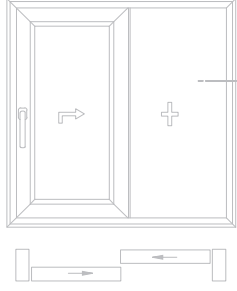
Ölçek: 1/1  
Scale: 1/1

**SİSTEM DETAYLARI SYSTEM DETAILS**



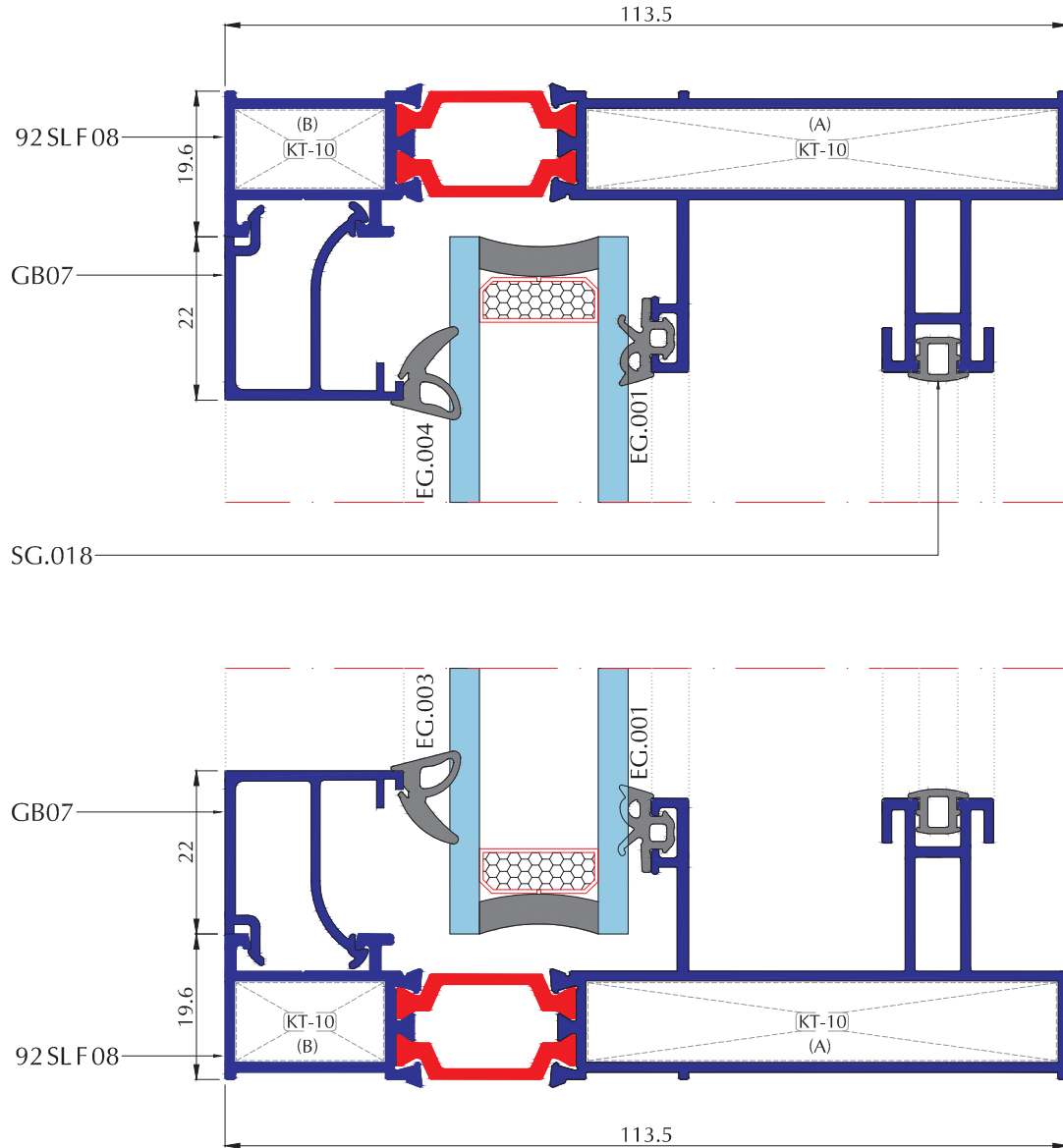
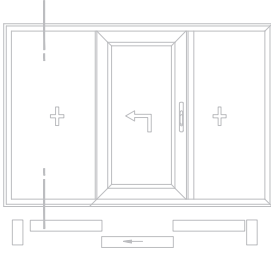


**SİSTEM DETAYLARI** SYSTEM DETAILS



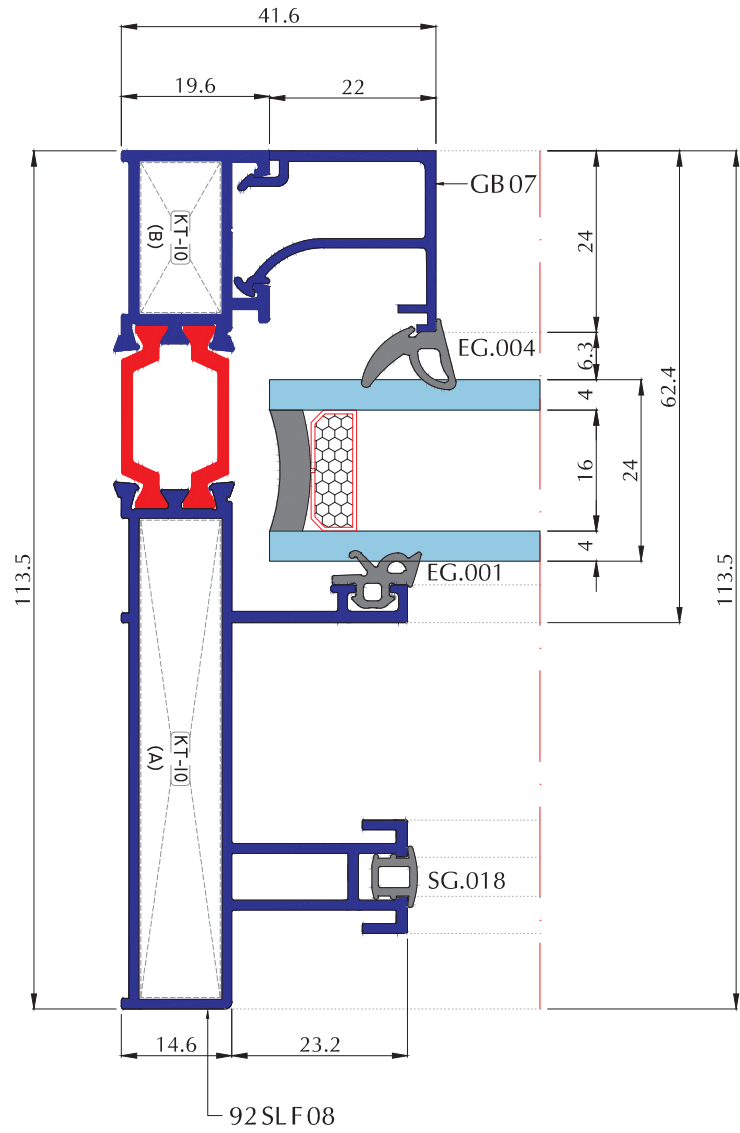
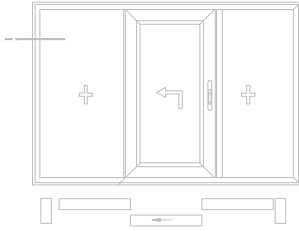


SİSTEM DETAYLARI SYSTEM DETAILS

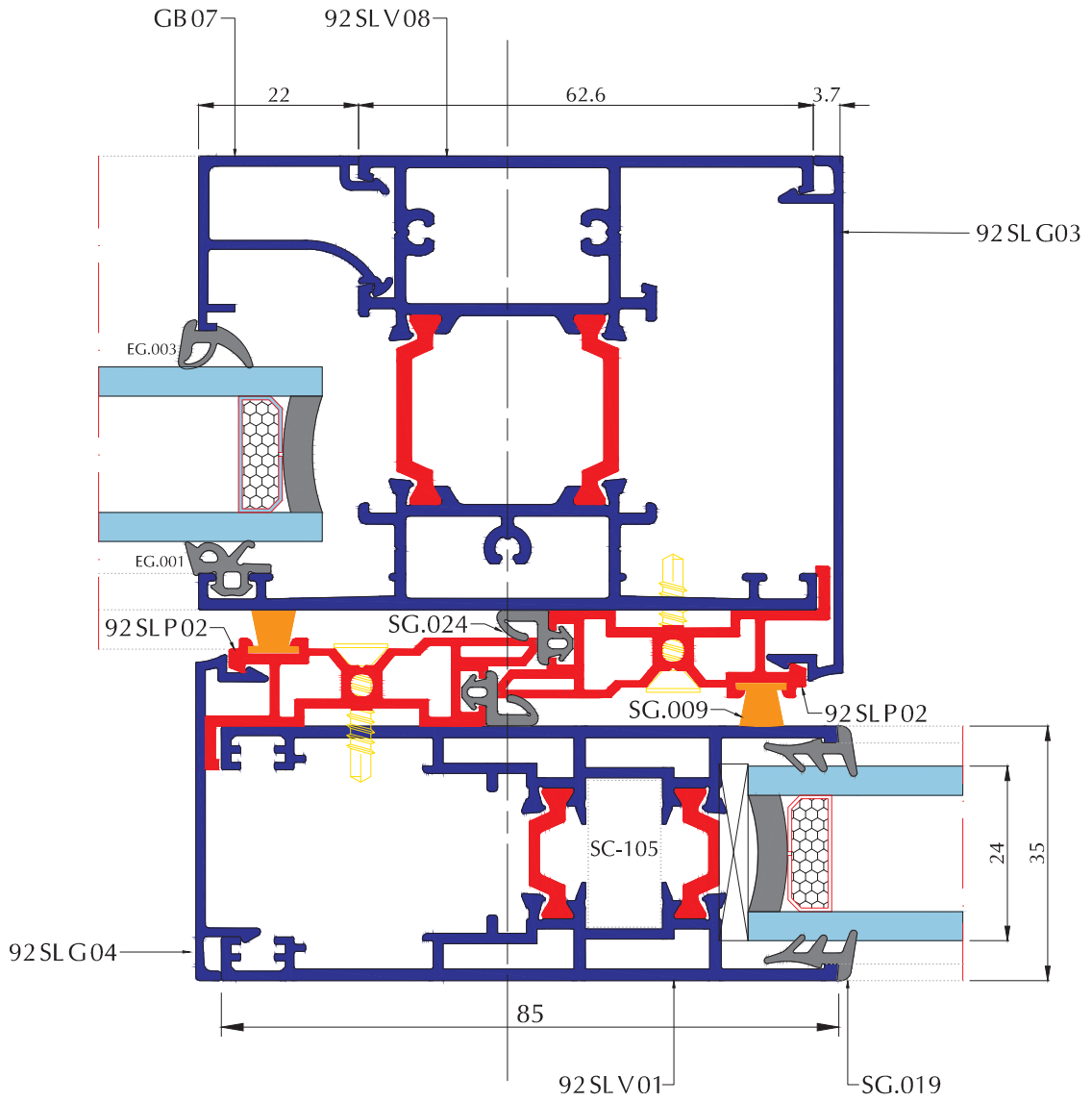
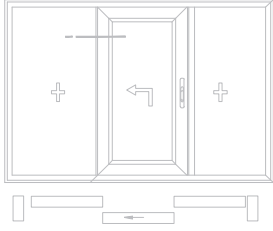




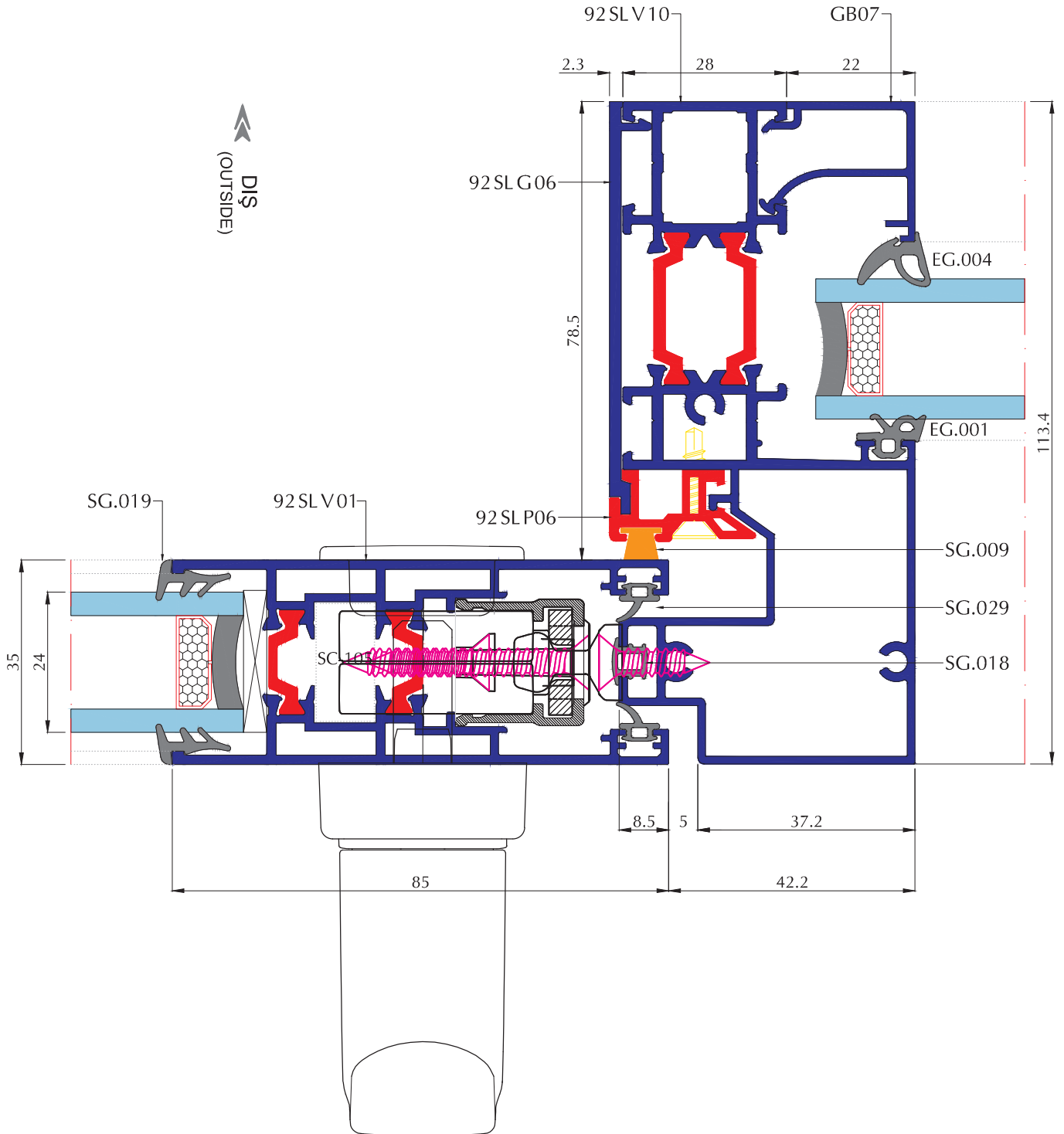
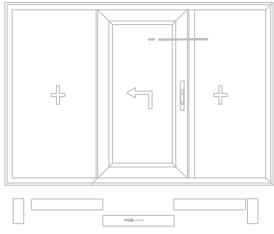
**SİSTEM DETAYLARI SYSTEM DETAILS**



**SİSTEM DETAYLARI SYSTEM DETAILS**

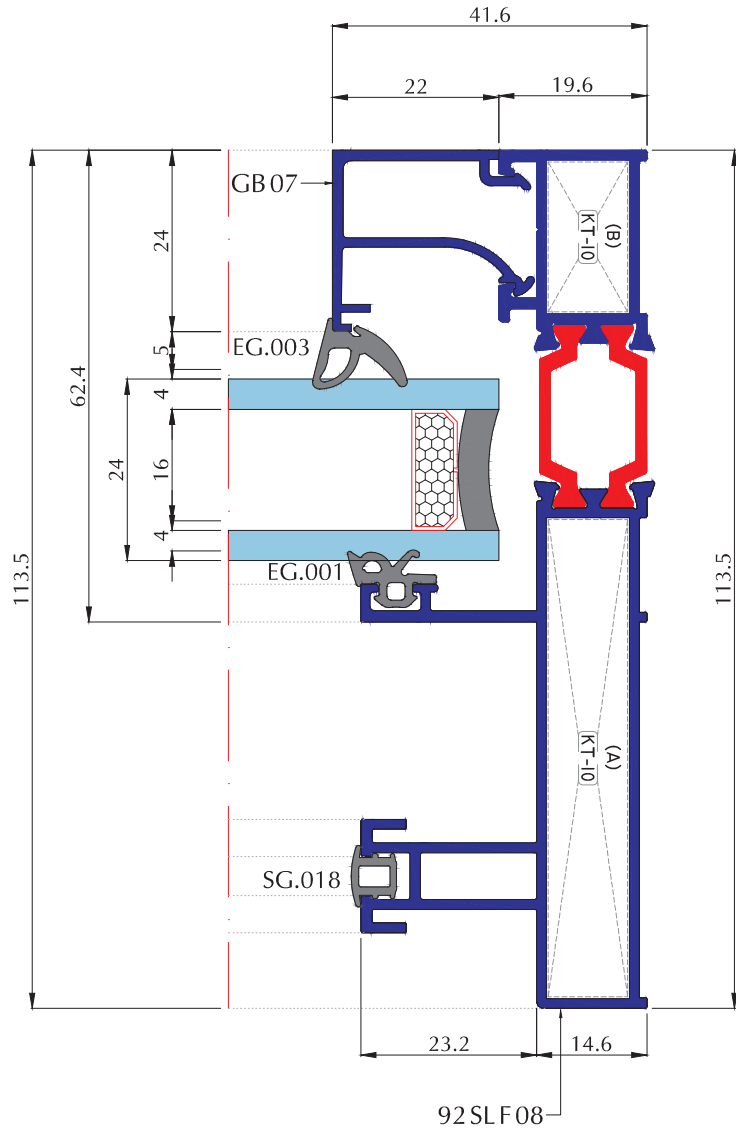
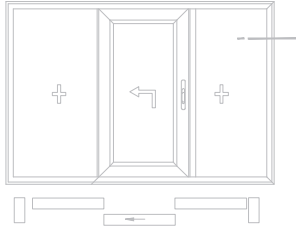


**SİSTEM DETAYLARI SYSTEM DETAILS**



Ölçek: 1/1  
Scale: 1/1

**SİSTEM DETAYLARI SYSTEM DETAILS**



### PROFİL / PROFILE

ADET Pcs	KOD Code	PROFİL TANIMI Description	KESİM ÖLÇÜSÜ Cutting Dimension	KESİM AÇISI Cutting Angle
2	92 SL F08	Düsey Kasa Pr. (Vertical Frame Pr.)	H	45°/45°
2	92 SL F08	Yatay Kasa Pr. (Horizontal Frame Pr.)	L	45°/45°
2	92 SL V01	Düsey Kanat Pr. (Vertical Vent Pr.)	HS = H - 58,6	45°/45°
2	92 SL V01	Yatay Kanat Pr. (Horizontal Vent Pr.)	Sw = L/2 - 44	45°/45°
1	92 SL V08	Orta Kayıt Pr. (Mullion Pr.)	Mh = H - 29,2	90°/90°
1	92 SL V10	Orta Kayıt Pr. (Mullion Pr.)	Mh = H - 29,2	90°/90°
1	92 SL G04	Kenet Pr. (Hook Pr.)	H - 62,2	90°/90°
1	92 SL G03	Kenet Pr. (Hook Pr.)	H - 62,2	90°/90°
2	92 SL G02	Adaptör (Adapter)	Gw-2 = L/2 - 139	90°/90°
4	GB-07	Cam Çıtası-L (Glazing Bad L)	Gw-1 = L/2 - 117	90°/90°
4	GB-07	Cam Çıtası-H (Glazing Bad H)	Gh-2 = H - 83,2	90°/90°

### AKSESUAR / ACCESSORY

ADET Pcs	KOD Code	AKSESUAR TANIMI Description	ADET Pcs	KOD Code	AKSESUAR TANIMI Description
4	SV.002	Cam Takozu 4 mm (Glazing Plugs)	16		45° Kanat Köşe Hizalama (Corner Alignment)
4	KT-10	Köşe Takozu (63,1mm) (Corner Cleats - 63,1mm)	1	SE.003	Kasa Alt Tozluk (Central Bottom Sealing)
4	KT-10	Köşe Takozu (19,8mm) (Corner Cleats - 19,8mm)	1	SE.004	Kasa Üst Tozluk (Central Top Sealing)
4	SC-105	Vidalı Köşe Takozu (Screwed Corner Cleats)	2	SV-903	Kenetli Adap.Kap. (Adapter-Vent Covers)
2	SA.XXX	Kaldır-Sür Mekanizması 200 kg (LIFT AND SLIDE ACCESSORY 200 Kg)	2	ST-001	Kanat Stoplama Adaptörü (Vent Stoper Adapter)

### FİTİLLER / GASKETS

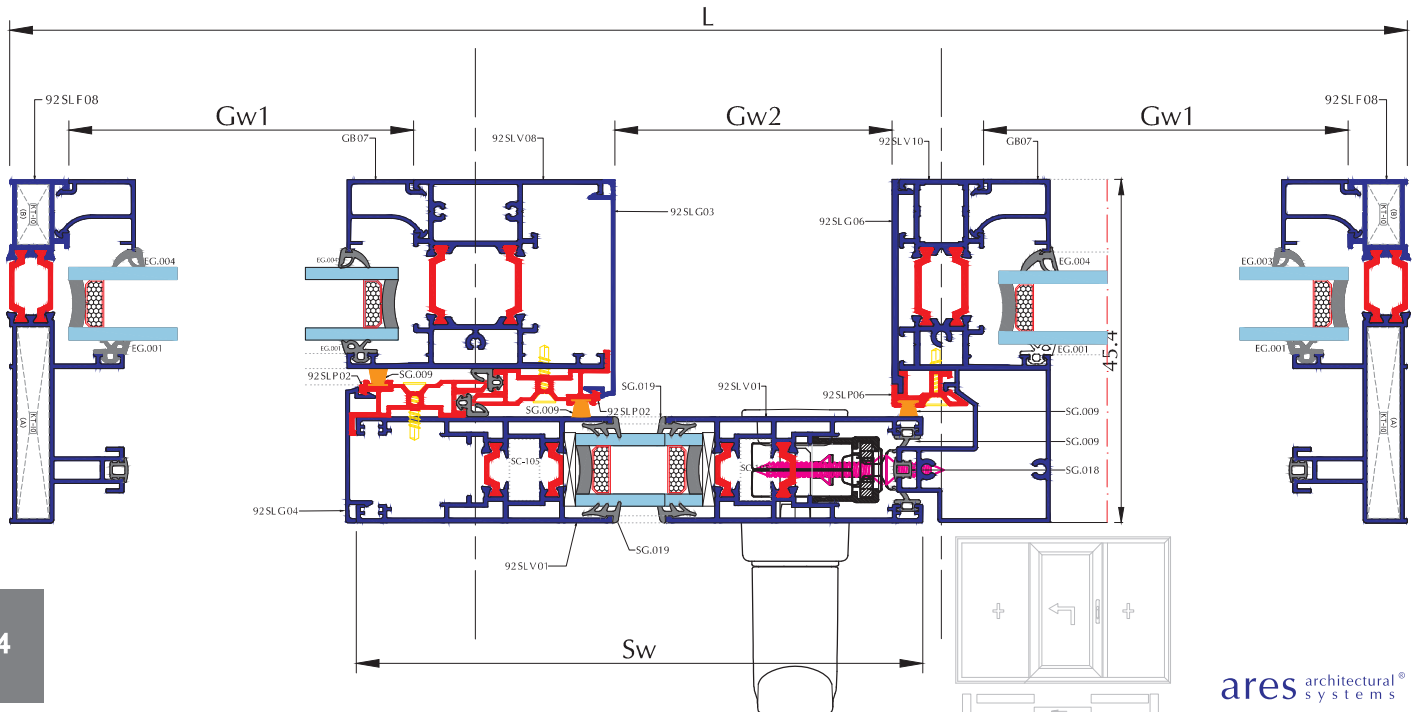
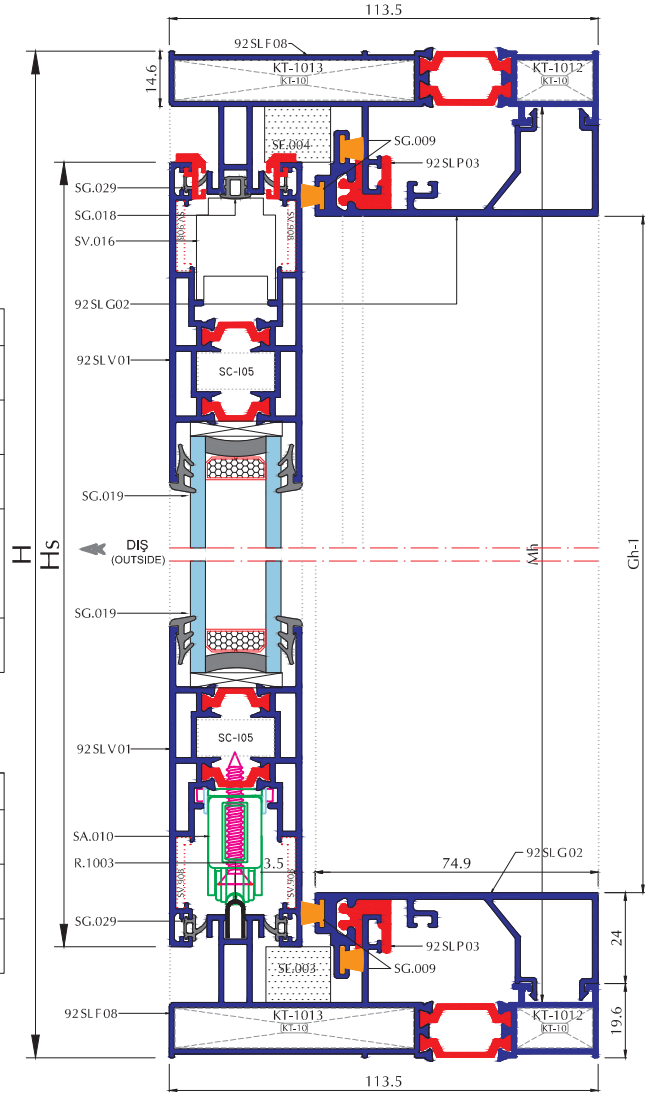
KOD Code	AKSESUAR TANIMI Description	KESİM ÖLÇÜSÜ Cutting Dimension
SG.018	Ray Fitili (Rail Gasket)	2 H + 1 L
EG.001	Cam Fitili (Glass Gasket)	Gw-1=2 Adet / Pieces H=2 Adet / Pieces
SG.019	Cam Fitili (Glass Gasket)	Sw - 170 mm 4 Adet / Pieces HS - 170 mm 4 Adet / Pieces
SG.029	Kanat Fitili (Sash Gasket)	Sw = 4 Adet / Pieces HS = 2 Adet / Pieces
EG.003	Cam Fitili (Glass Gasket)	Gw-1 x 2 Adet / Pieces H x 2 Adet / Pieces
SG.009	Fiçra Fitil (Sealing Brush)	8 Sw + 6 Hs
R.1003	Çelik Ray (Steel Rail)	L - 80 mm 1 Adet / Pieces

### FİTİLLER / GASKETS

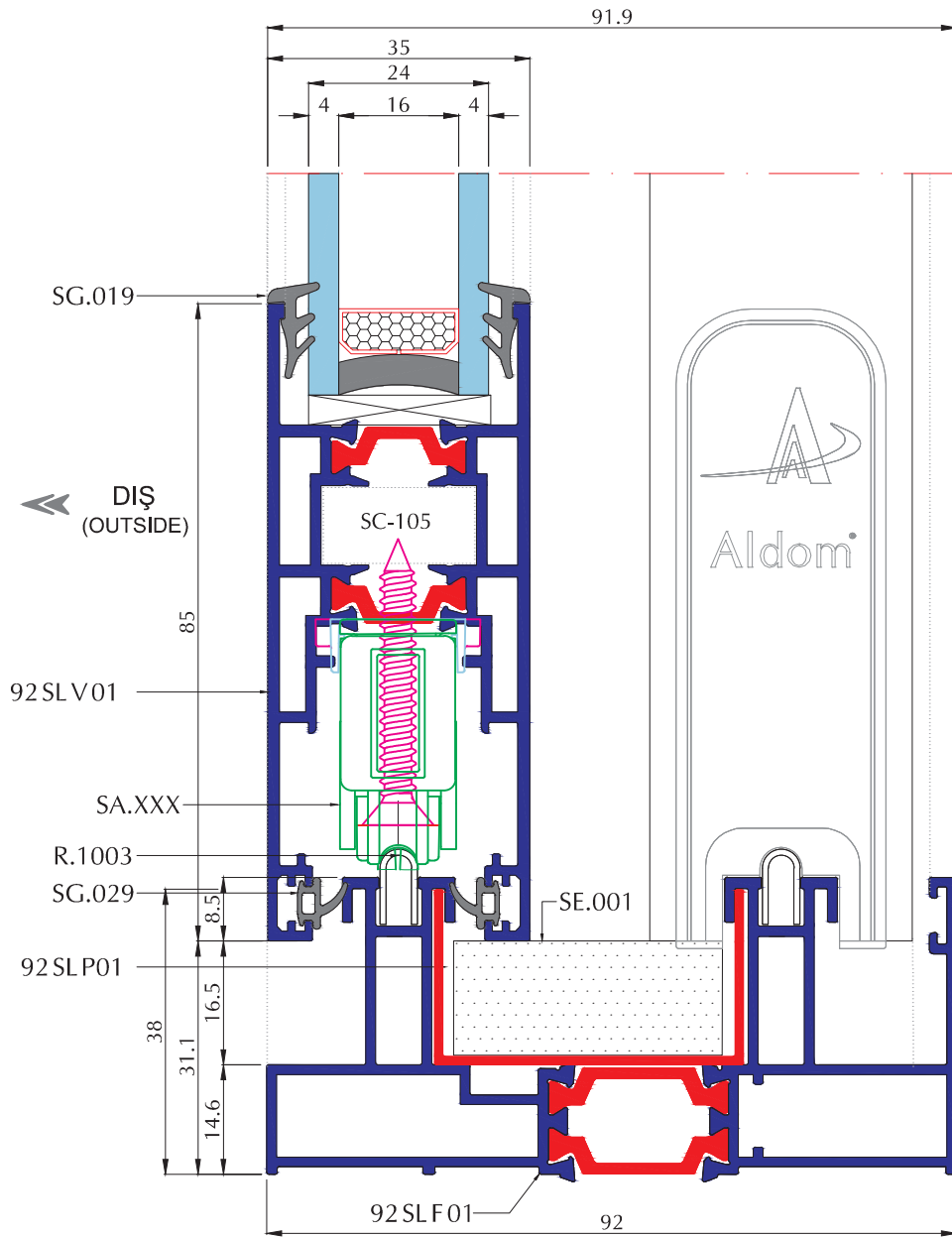
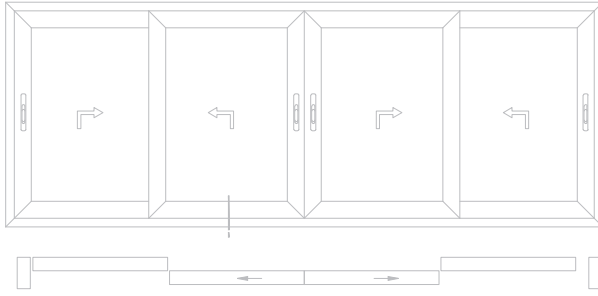
KOD Code	AKSESUAR TANIMI Description	KESİM ÖLÇÜSÜ Cutting Dimension
92 SL P03	Tekli Kasa Klips (Single Frame Clips)	Gw2 300mm/ad
92 SL P02	Pvc Kenet Profili (Pvc Hook Profile)	Hs x 2 Adet / Pieces
SV.912	Sallantı Engelleyici (Pvc Hook Profile)	4 Adet / Pieces

Tahliye tapası 500mm'de bir.  
Draining slot at every 500mm

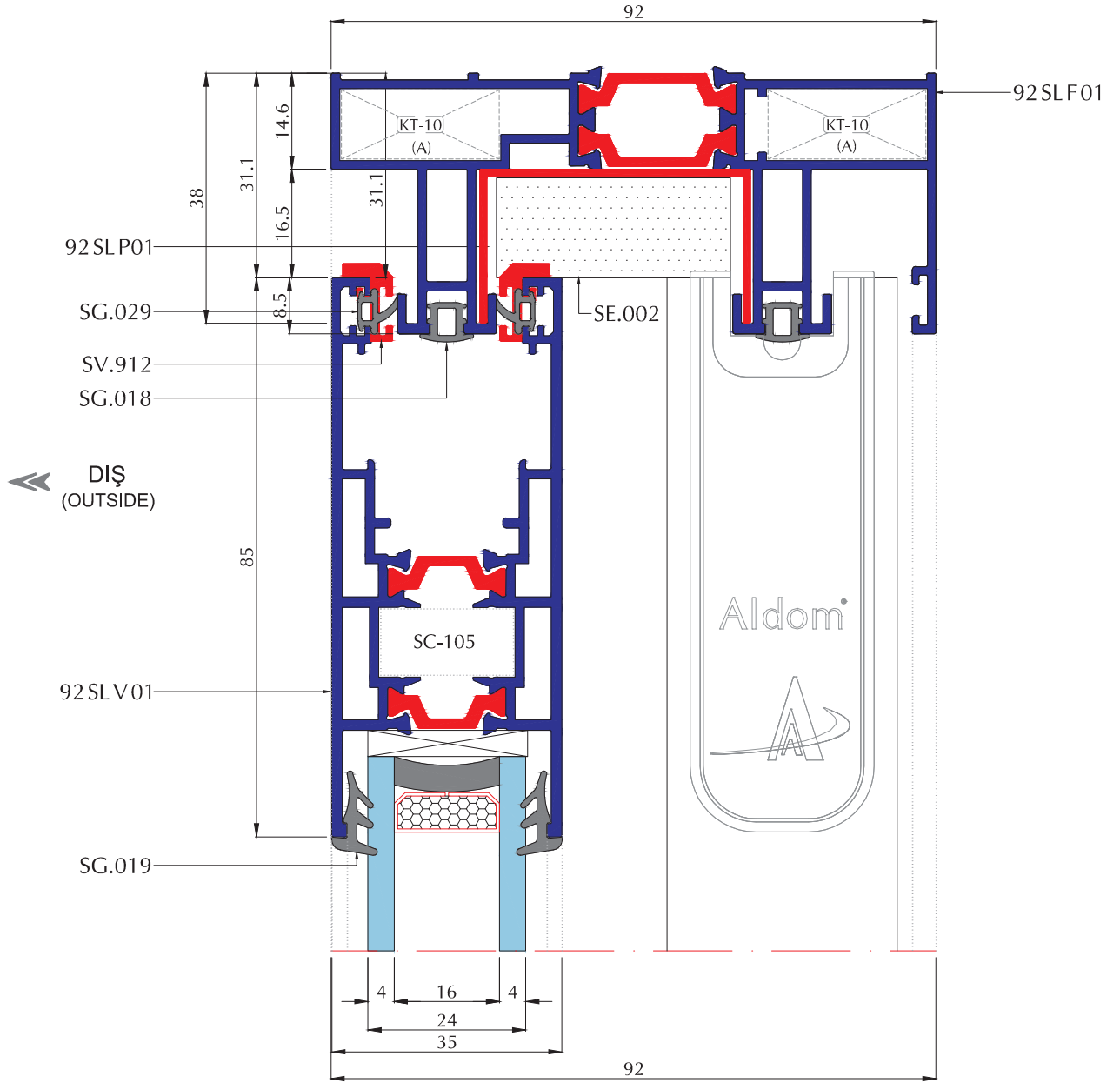
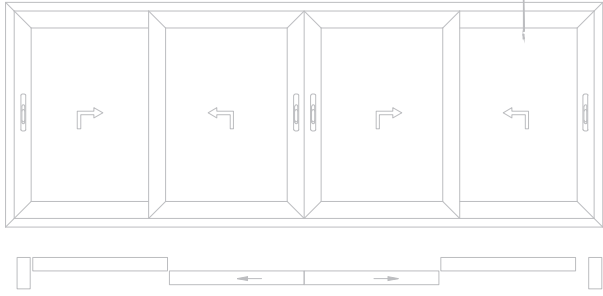
Cam kesim ölçüsü (Glass Cutting Size)  
Düsey Kanat (Vertical Sash) = H-204,2mm  
Yatay Kanat (Horizontal Sash) = L/2 - 134mm  
Düsey Sabit (Vertical Fix) = H-39,2mm  
Yatay Sabit (Horizontal Fix) = L/2 - 46,4mm



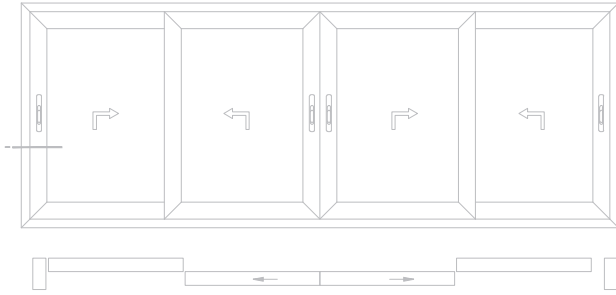
**SİSTEM DETAYLARI SYSTEM DETAILS**



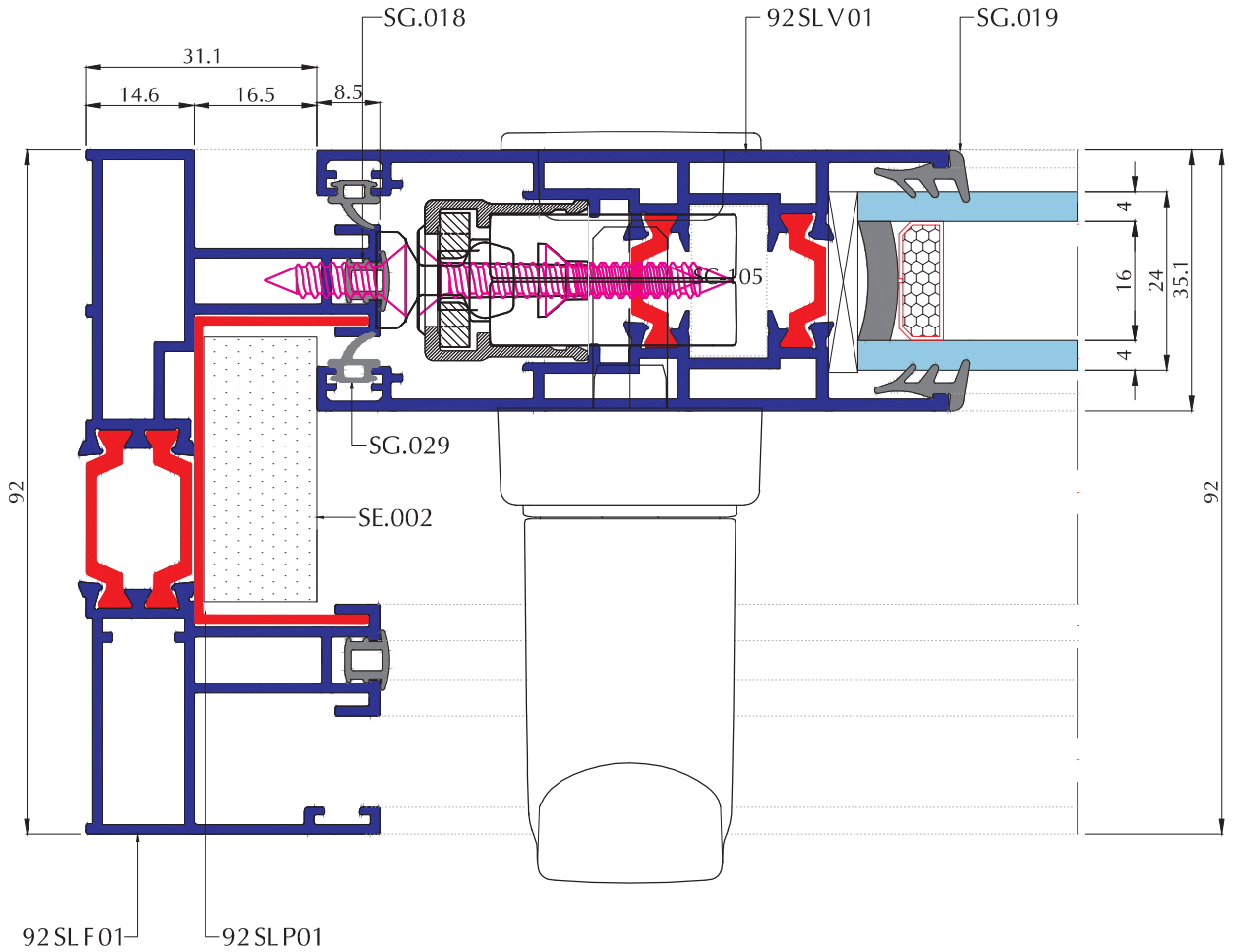
**SİSTEM DETAYLARI SYSTEM DETAILS**



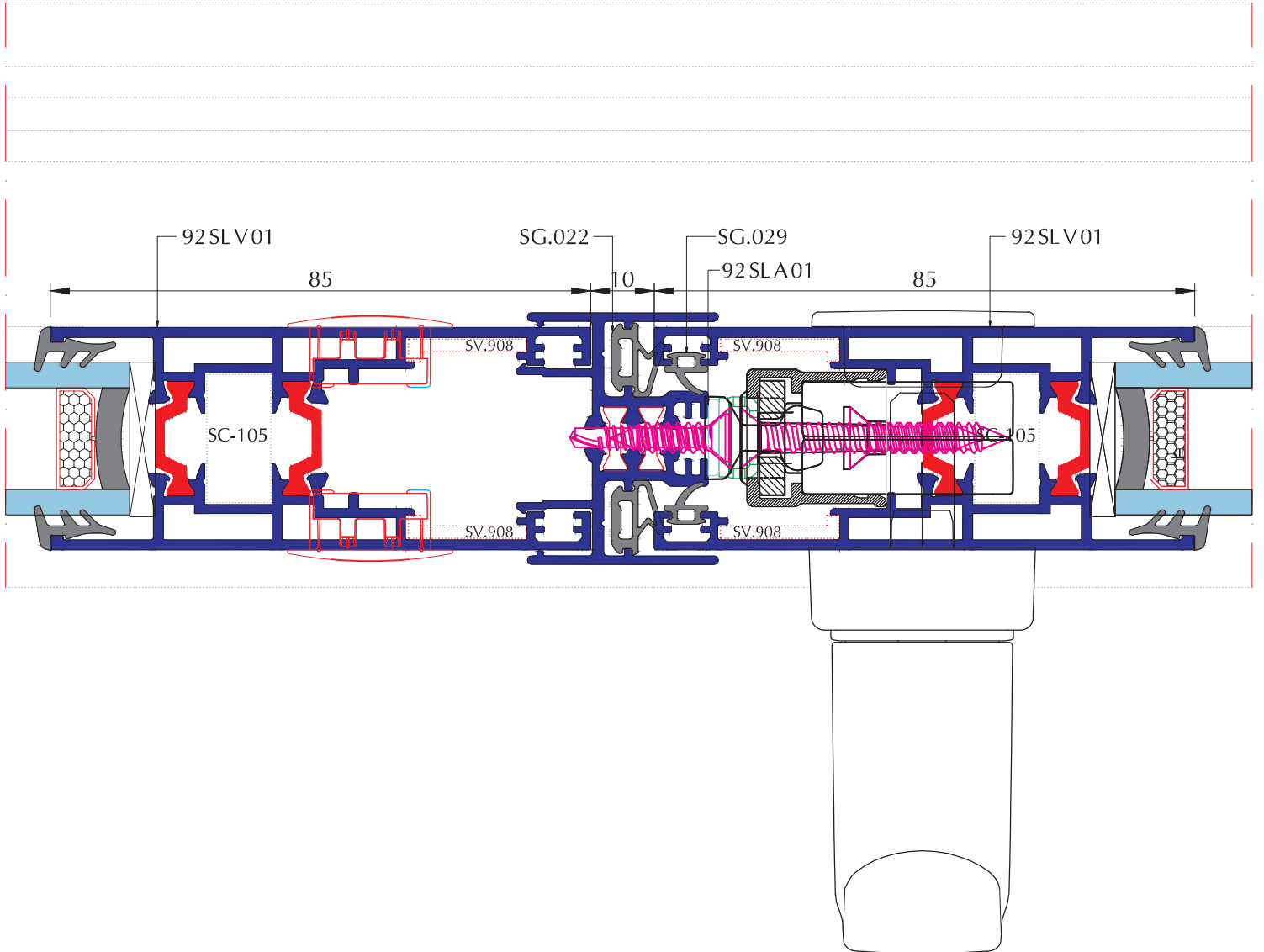
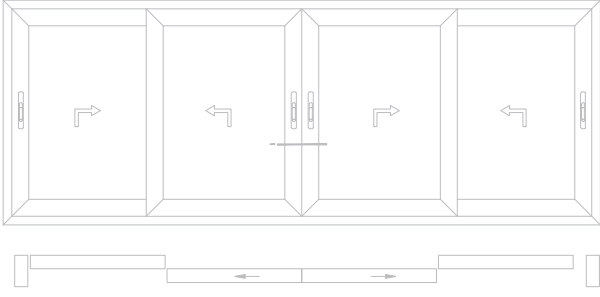
SİSTEM DETAYLARI SYSTEM DETAILS



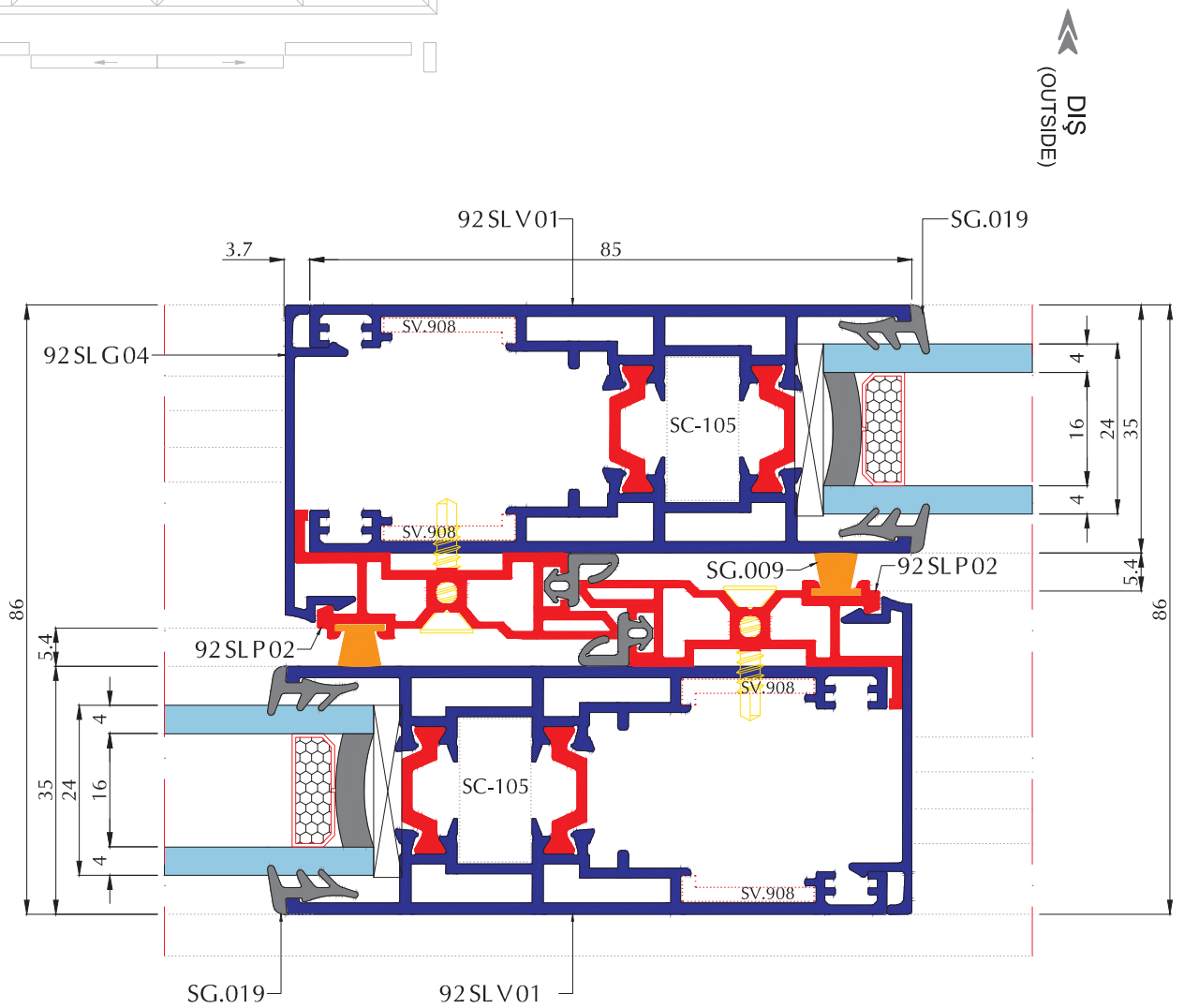
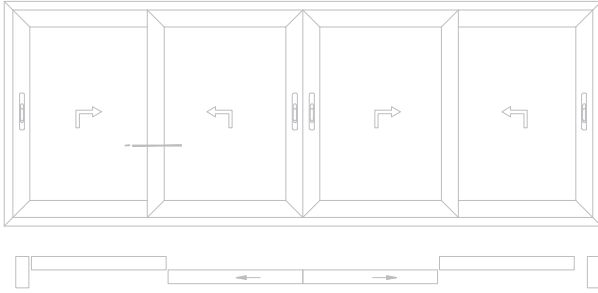
DIŞ  
(OUTSIDE)



**SİSTEM DETAYLARI SYSTEM DETAILS**



**SİSTEM DETAYLARI SYSTEM DETAILS**





### PROFİL / PROFILE

ADET Pcs	KOD Code	PROFİL TANIMI Description	KESİM ÖLÇÜSÜ Cutting Dimension	KESİM AÇISI Cutting Angle
2	92 SL F01	Düşey Kasa Pr.(Vertical Frame Pr.)	H	45°/45°
2	92 SL F01	Yatay Kasa Pr.(Horizontal Frame Pr.)	L	45°/45°
8	92 SL V01	Düşey Kanat Pr.(Vertical Vent Pr.)	HS = H - 62.2	45°/45°
8	92 SL V01	Yatay Kanat Pr.(Horizontal Vent Pr.)	Sw = L + 90,76 / 4	45°/45°
4	92 SL G04	Kenet Pr. (Hook Pr.)	H - 62.2	90°/90°
1	92 SL A01	Orta Adaptör	Hs - 60	90°/90°

### AKSESUAR / ACCESSORY

ADET Pcs	KOD Code	AKSESUAR TANIMI Description
8	SV.002	Cam Takozu 4 mm (Glazing Plugs)
8	KT-1014	Köşe Takozu (24 mm) (Corner Cleats - 19,8mm )
16	SC-105	Vidalı Köşe Takozu (Screwed Corner Cleats)
32		45° Kanat Köşe Hizalama (Corner Alignment)
3	SA.XXX	Kaldır-Sür Mekanizması 200 kg (LIFT AND SLIDE ACCESSORY 200 Kg)

ADET Pcs	KOD Code	AKSESUAR TANIMI Description
4	SV.903	Kenetli Adap.Kap. Alt-Üst (Adapter-Vent Covers Bottom-Top)
4	ST-001	Kanat Stoplama Adaptörü (Sash Stoper Adapter)
2	SV.910	Orta Adaptör Kapağı (Vent Stoper Adapter)

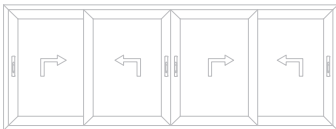
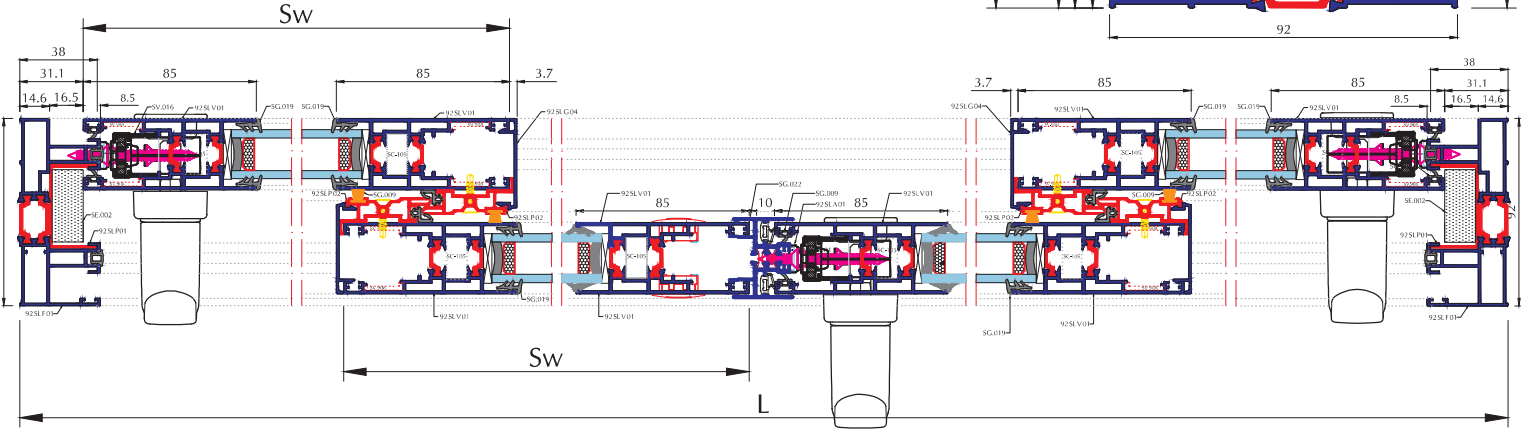
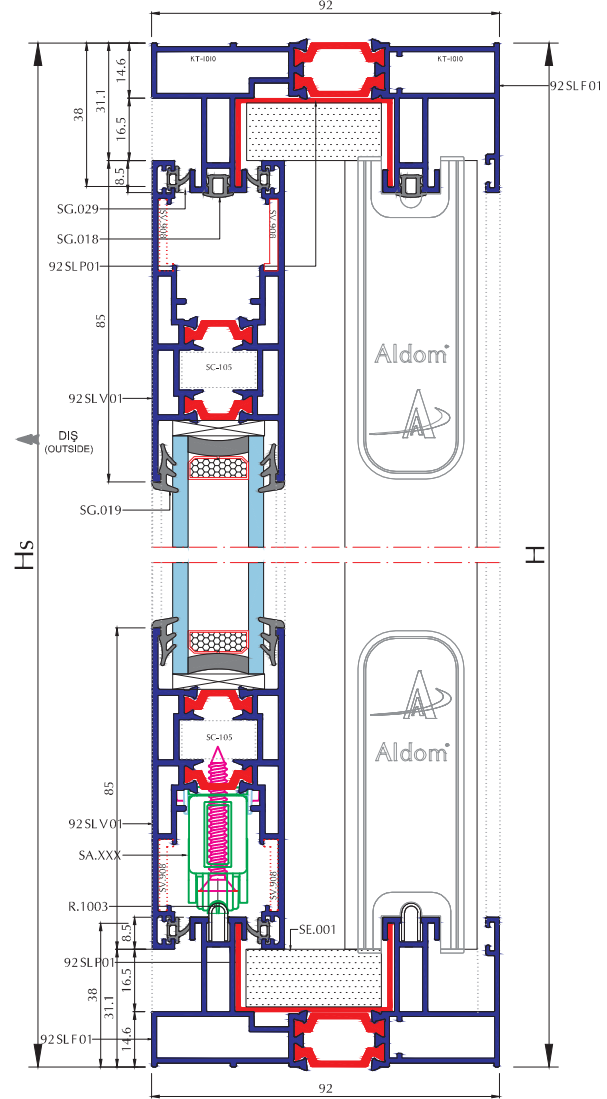
### FİTİLLER / GASKETS

KOD Code	AKSESUAR TANIMI Description	KESİM ÖLÇÜSÜ Cutting Dimension
SG.018	Ray Fıtlı (Rail Gasket)	4 H + 2 L
SG.019	Cam Fıtlı (Glass Gasket)	Sw x 16 Adet / Pieces HS x 16 Adet / Pieces
SG.029	Kanat Fıtlı (Sash Gasket)	Sw = 16 Adet / Pieces HS = 6 Adet / Pieces
SG.024	Kenet Fıtlı (Glass Gasket)	Hs x 4 Adet / Pieces
SG.022	Orta Fıtlı (Center Gasket)	Hs x 2 Adet / Pieces
SG.009	Fırça Fıtlı (Sealing Brush)	4 Hs
R.1003	Çelik Ray (Steel Rail)	L - 80 mm 2 Adet / Pieces

### FİTİLLER / GASKETS

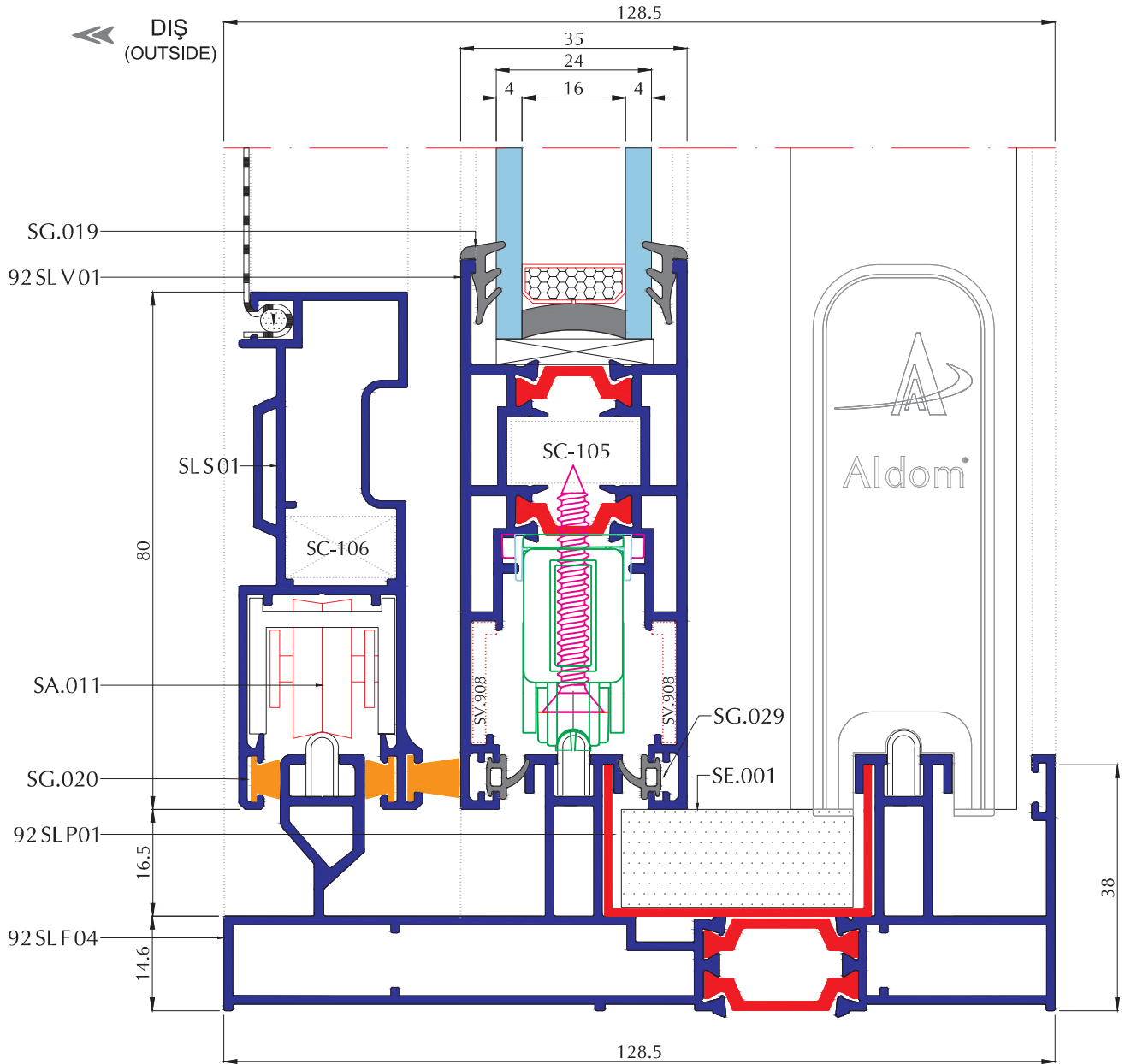
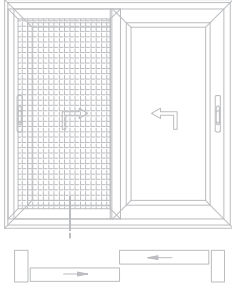
KOD Code	AKSESUAR TANIMI Description	KESİM ÖLÇÜSÜ Cutting Dimension
92 SL P01	Merkezi Kanal Fıtlı (Central Channel)	L - 29,2 mm 2 Adet / Pieces H - 29,2 mm 2 Adet / Pieces
92 SL P02	Pvc Kenet Profili (Pvc Hook Profile)	Hs x 2 Adet / Pieces
SV.912	Sallantı Engelleyici (Pvc Hook Profile)	8 Adet / Pieces

Tahliye tapası 500mm'de bir.  
Draining slot at every 500mm  
Cam kesim ölçüsü (Glass Cutting Size)  
Düşey Kanat (Vertical Sash) = H-207,8mm  
Yatay Kanat (Horizontal Sash) = L/4 - 123mm



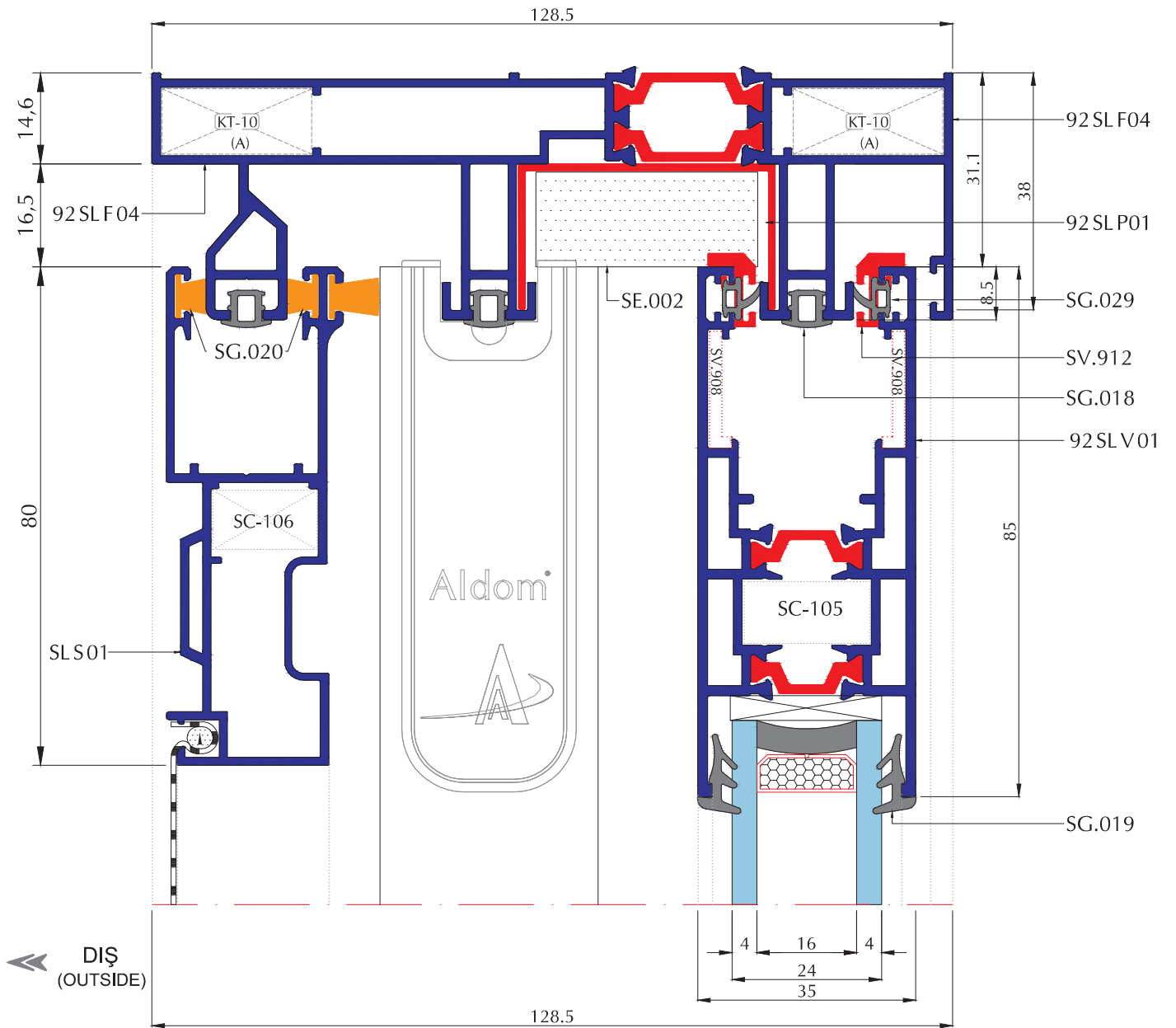
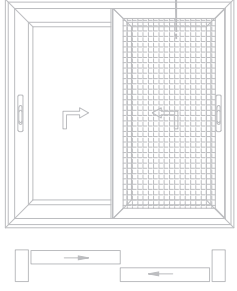
45° Kaldır-Sür/45° Lift and Slide

**SİSTEM DETAYLARI SYSTEM DETAILS**

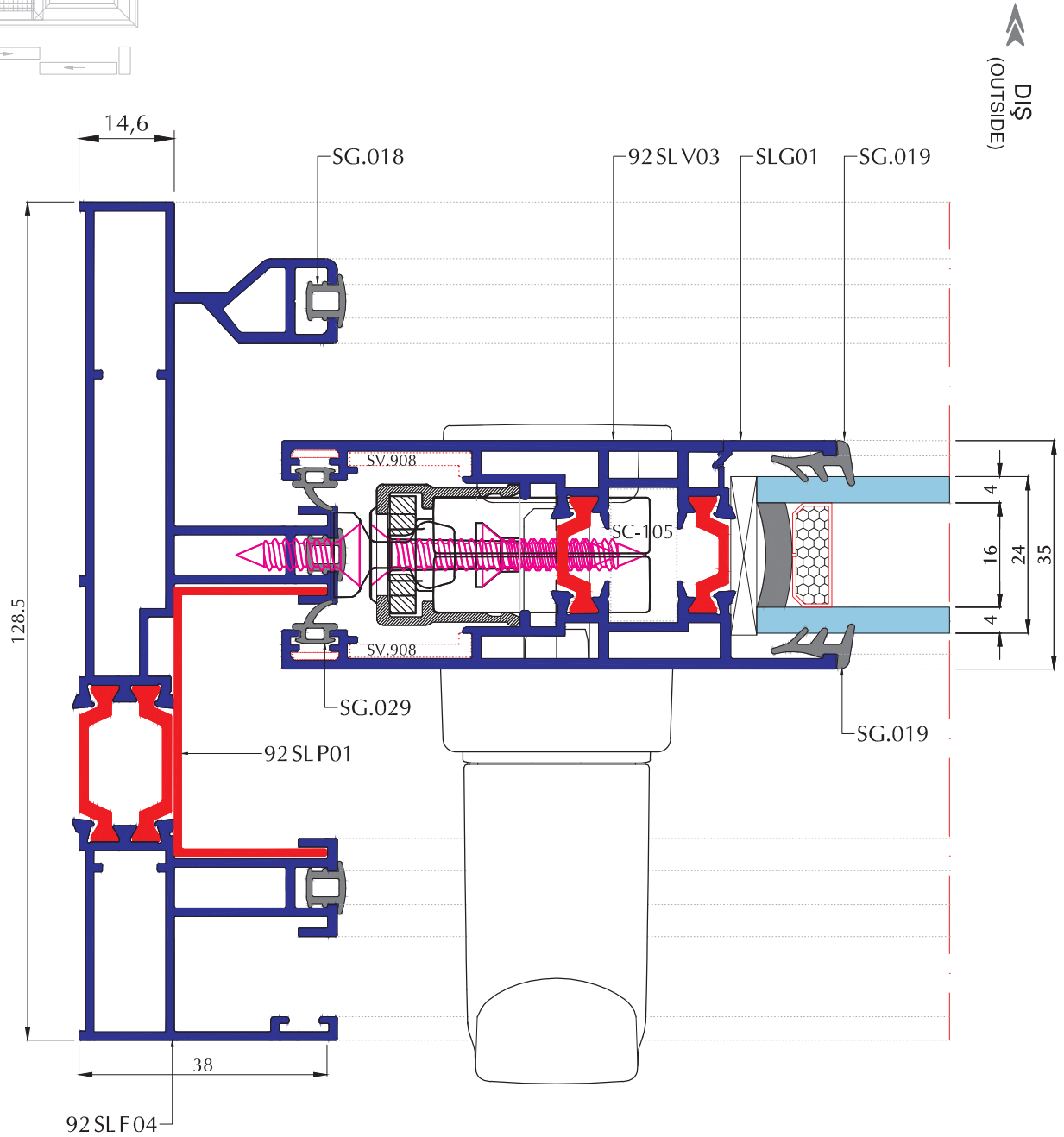
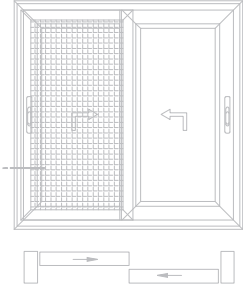


Ölçek: 1/1  
Scale: 1/1

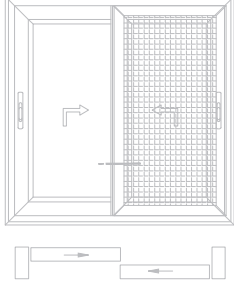
**SİSTEM DETAYLARI SYSTEM DETAILS**



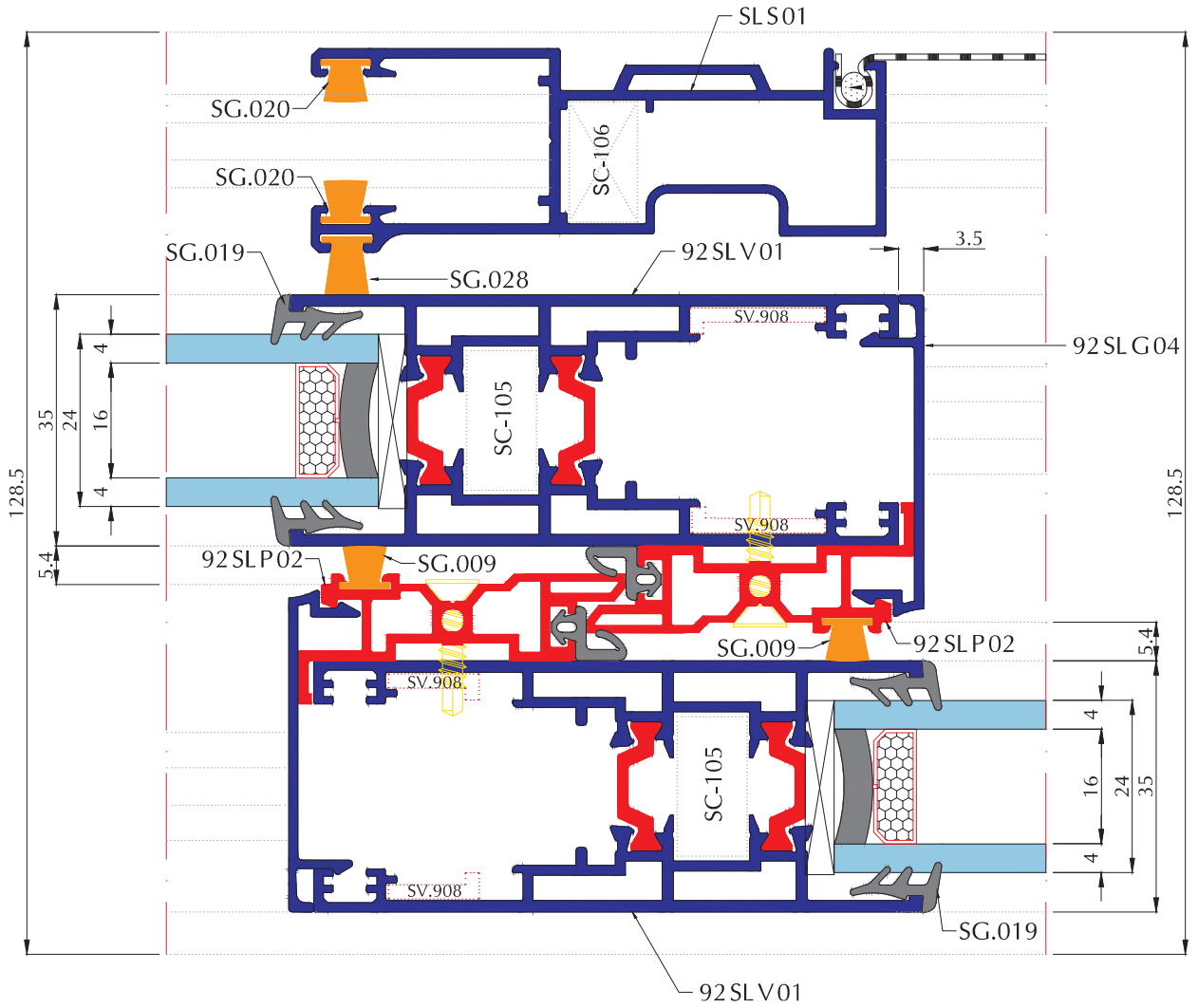
SİSTEM DETAYLARI SYSTEM DETAILS



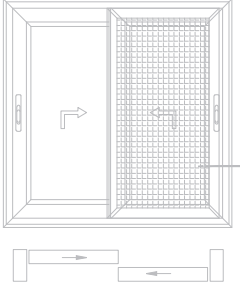
**SİSTEM DETAYLARI SYSTEM DETAILS**



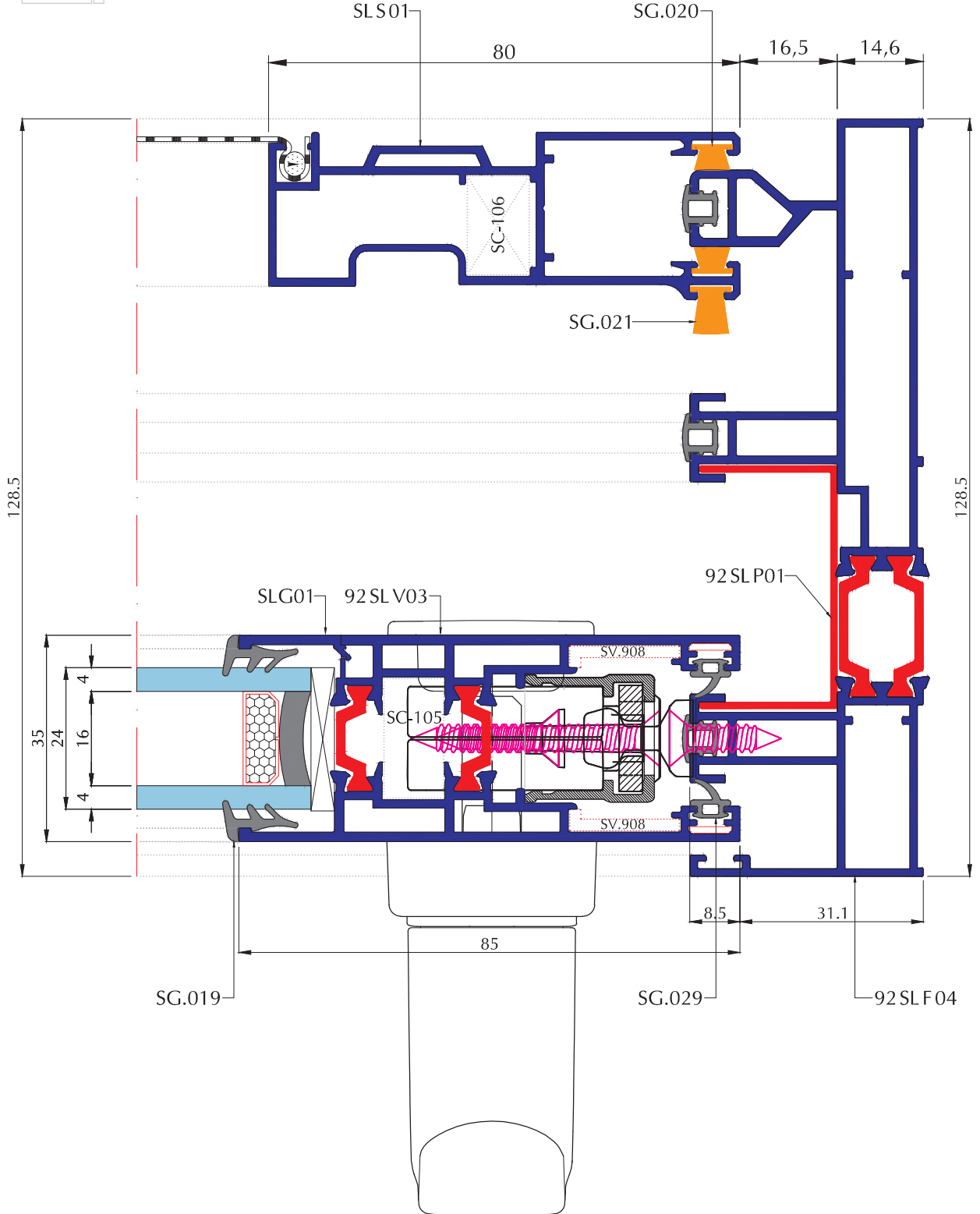
DIŞ  
(OUTSIDE)



**SİSTEM DETAYLARI SYSTEM DETAILS**



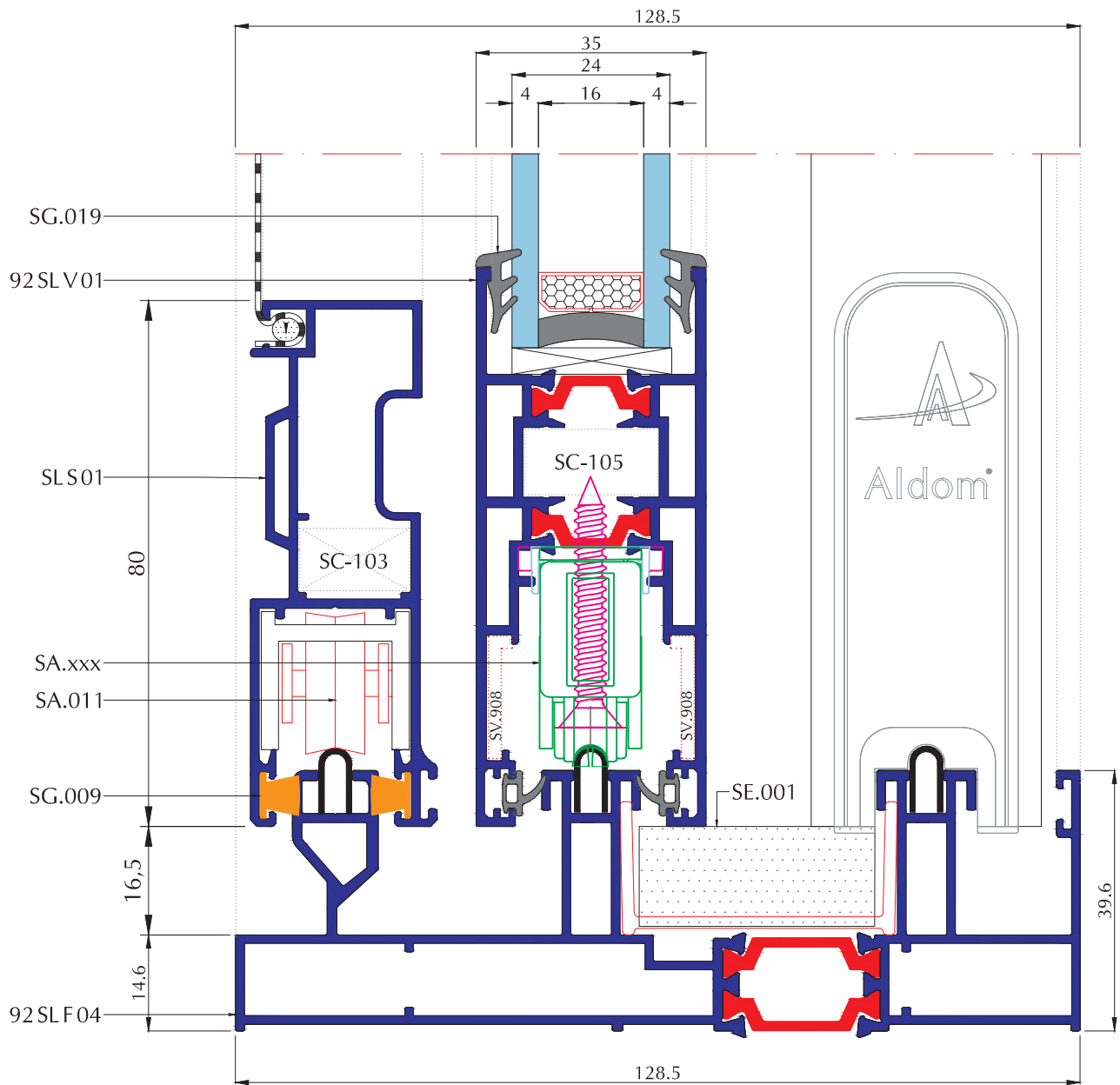
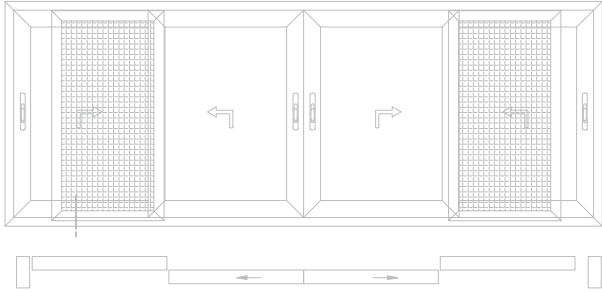
DIŞ  
(OUTSIDE)

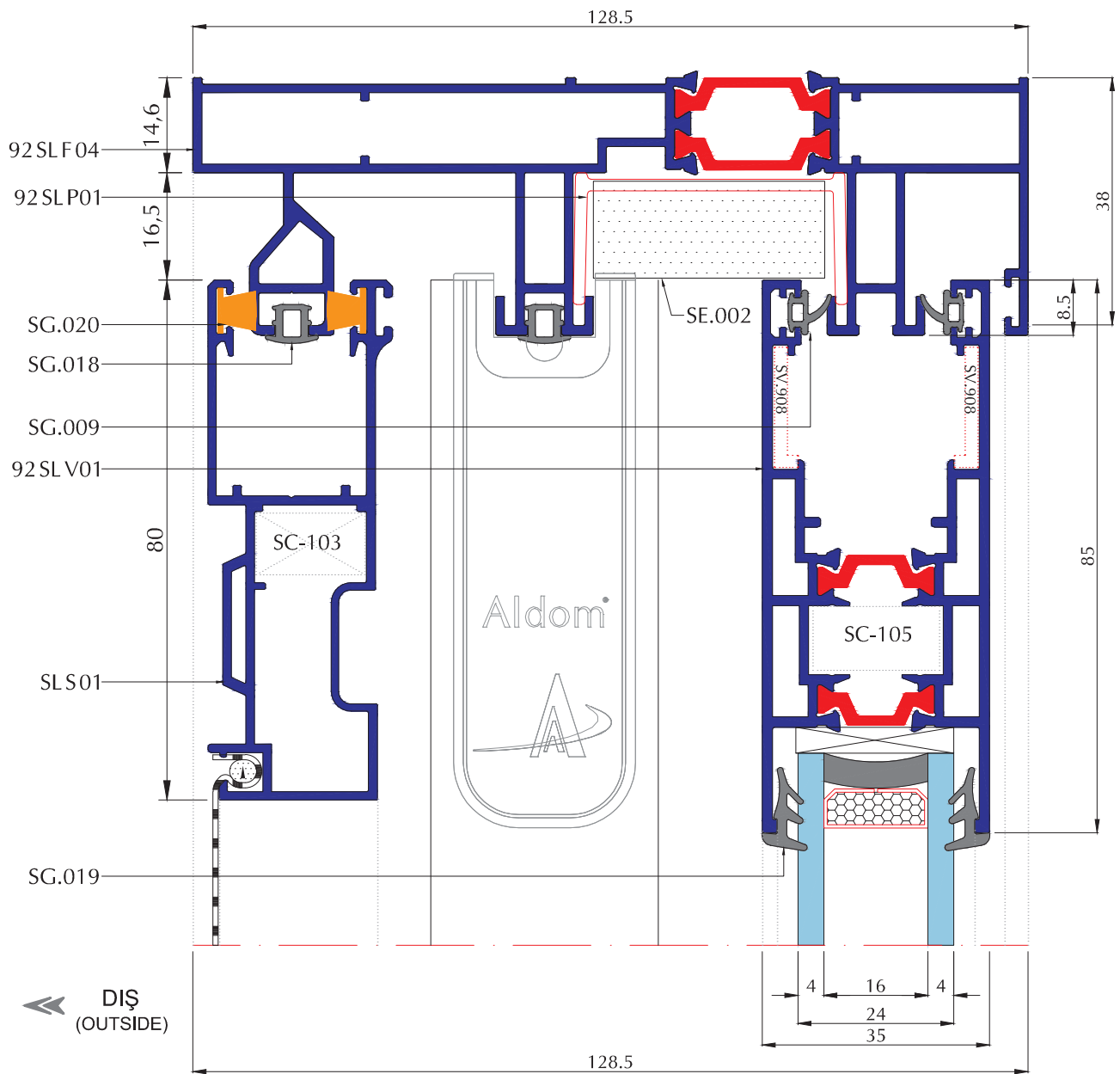
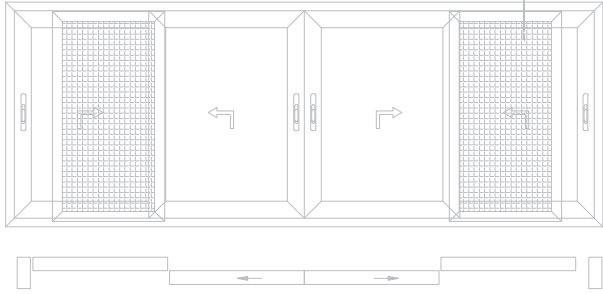


Ölçek: 1/1  
Scale: 1/1

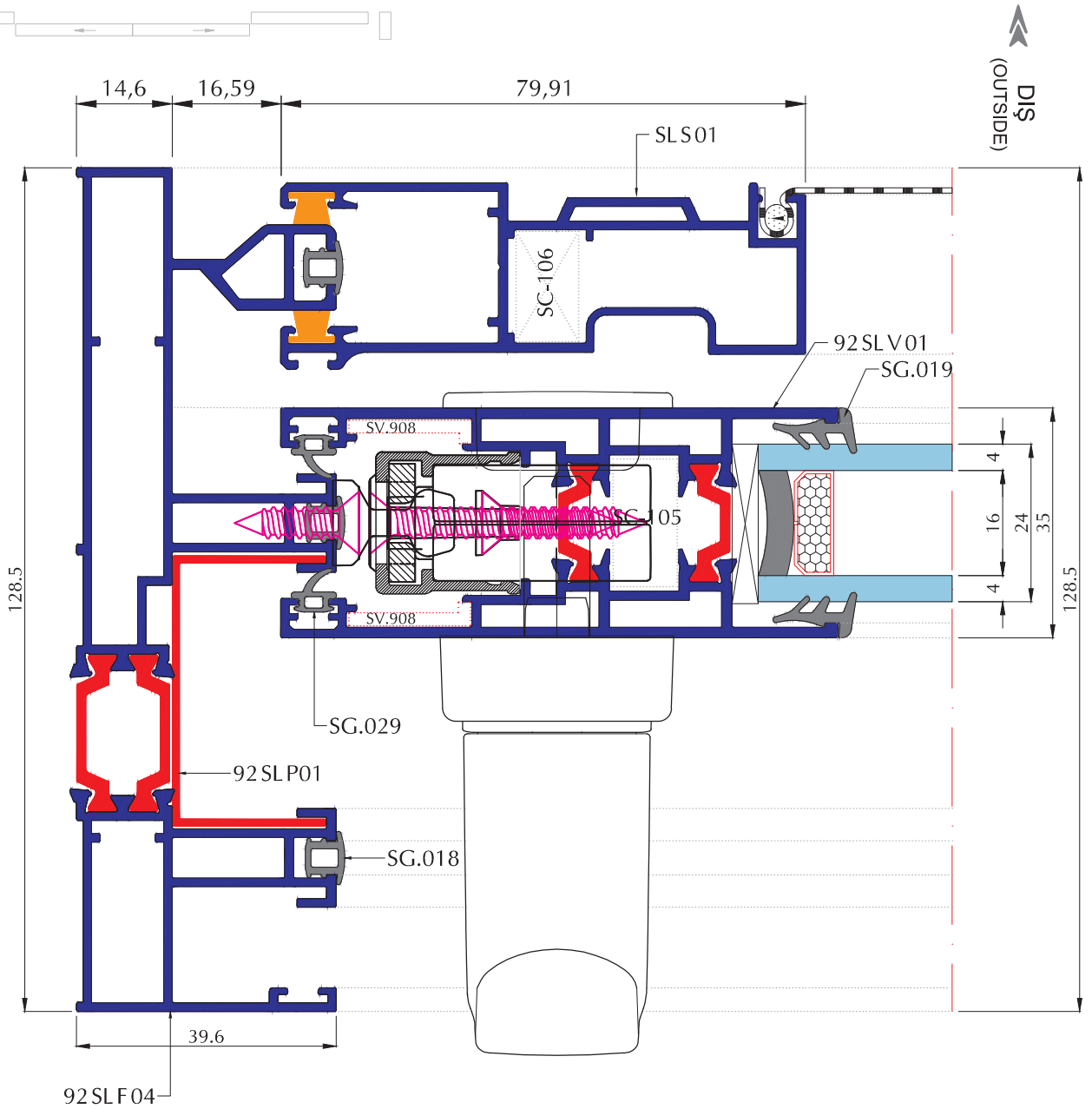
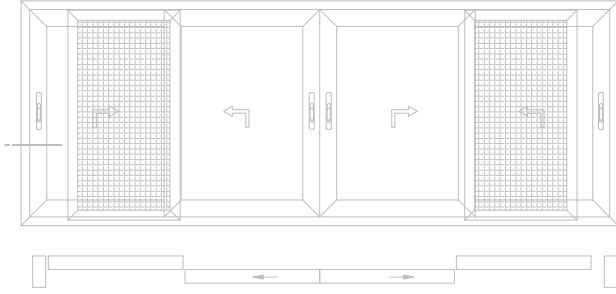


**SİSTEM DETAYLARI SYSTEM DETAILS**

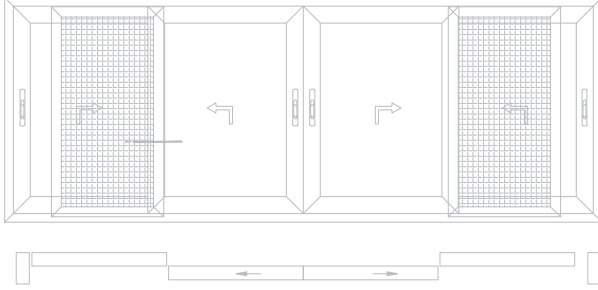




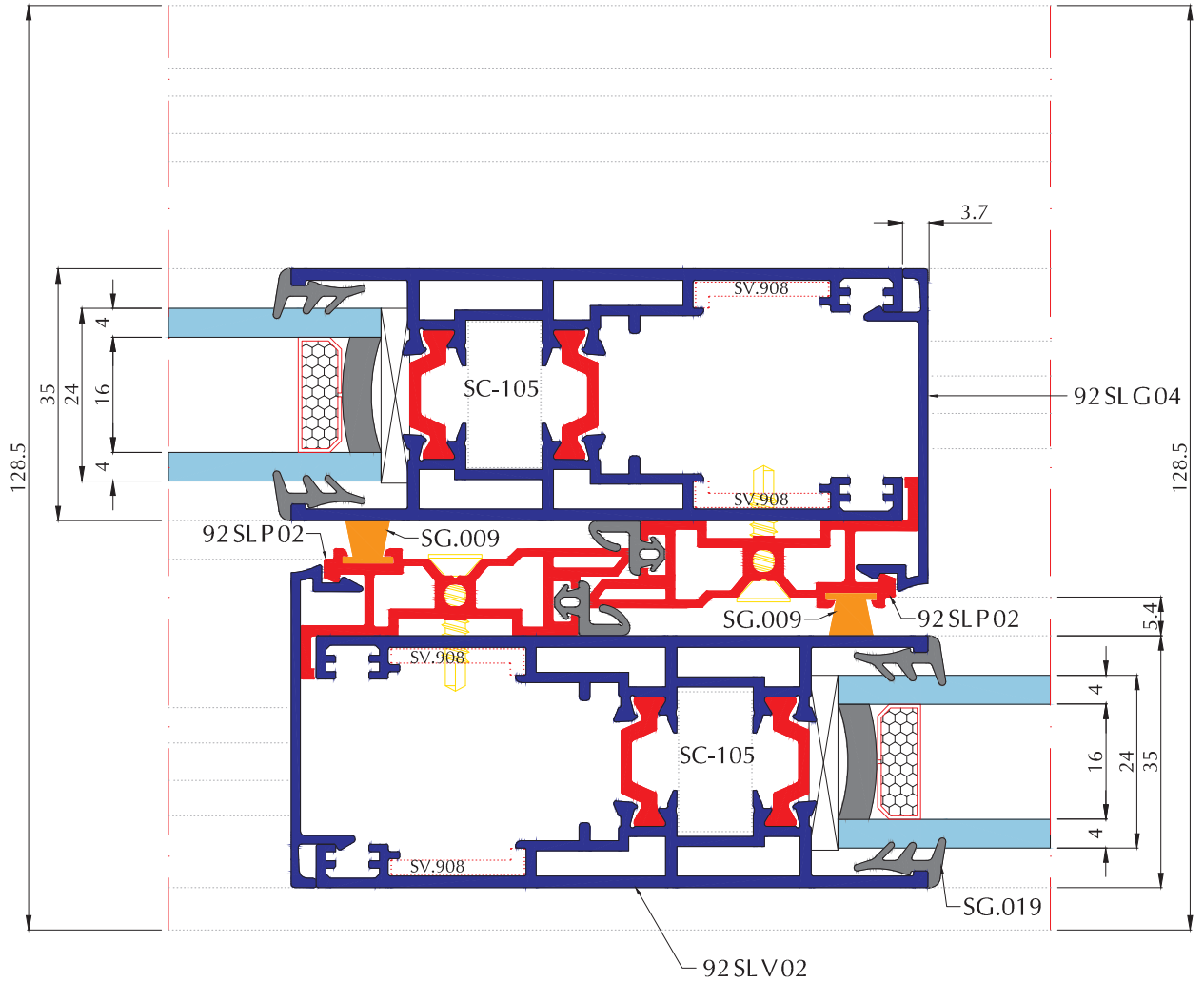
SİSTEM DETAYLARI SYSTEM DETAILS



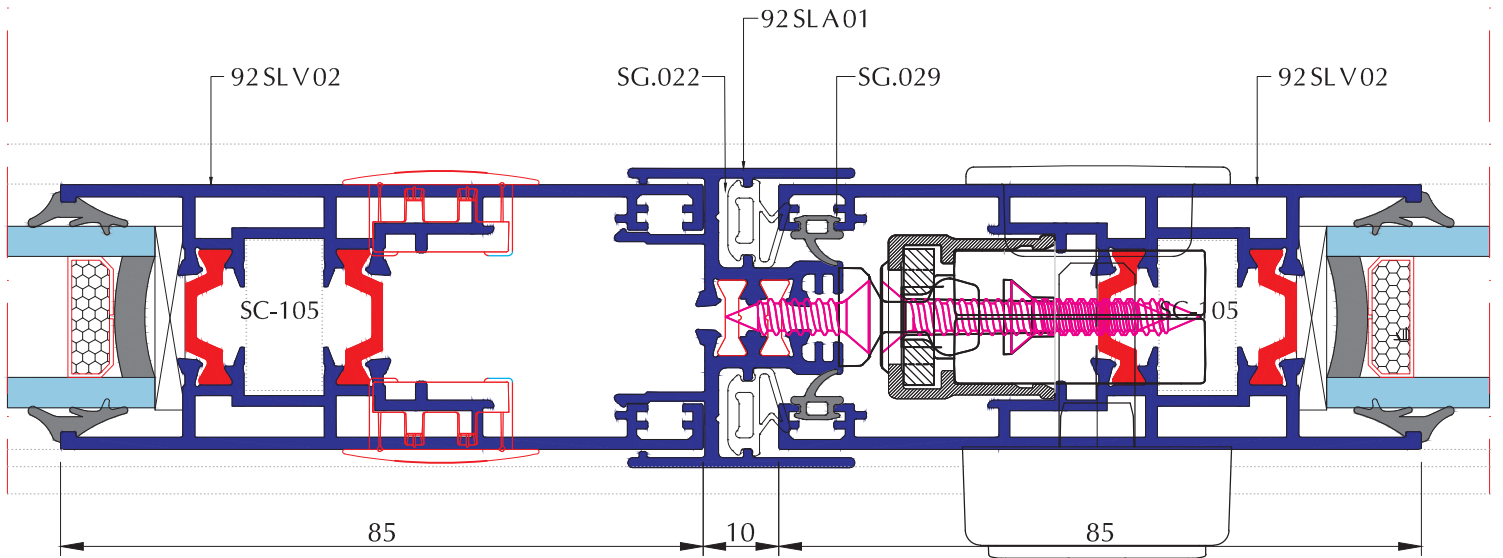
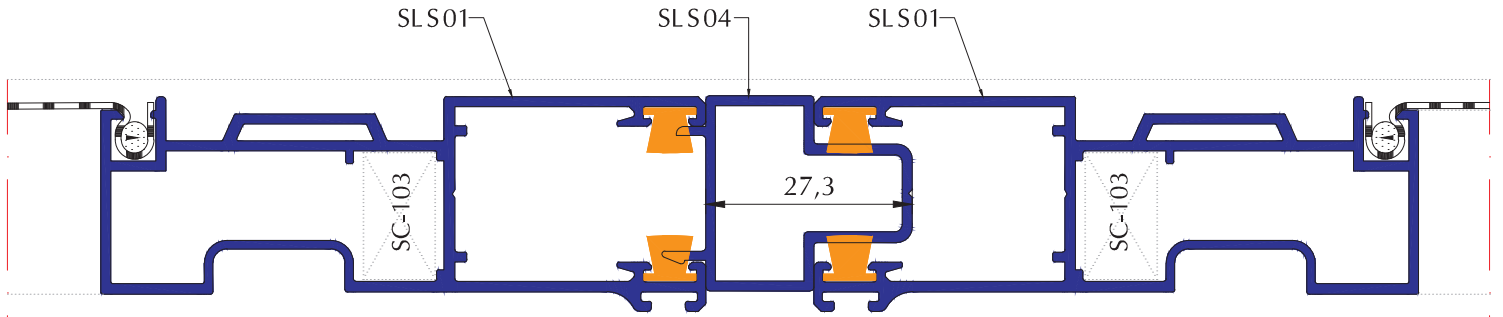
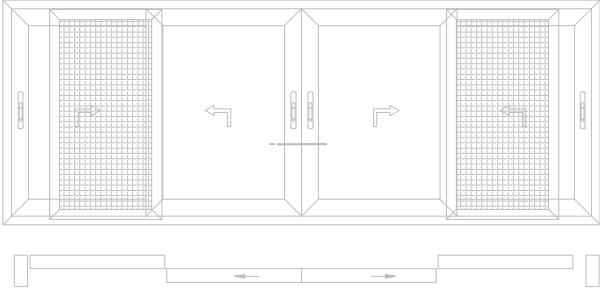
**SİSTEM DETAYLARI SYSTEM DETAILS**



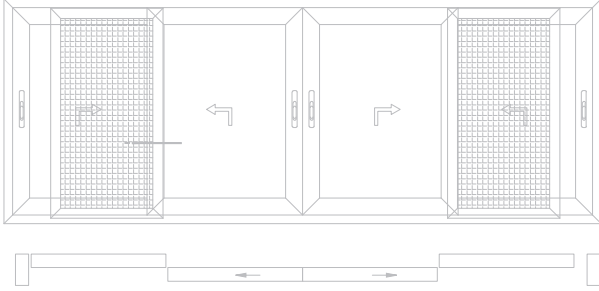
DIŞ  
(OUTSIDE)



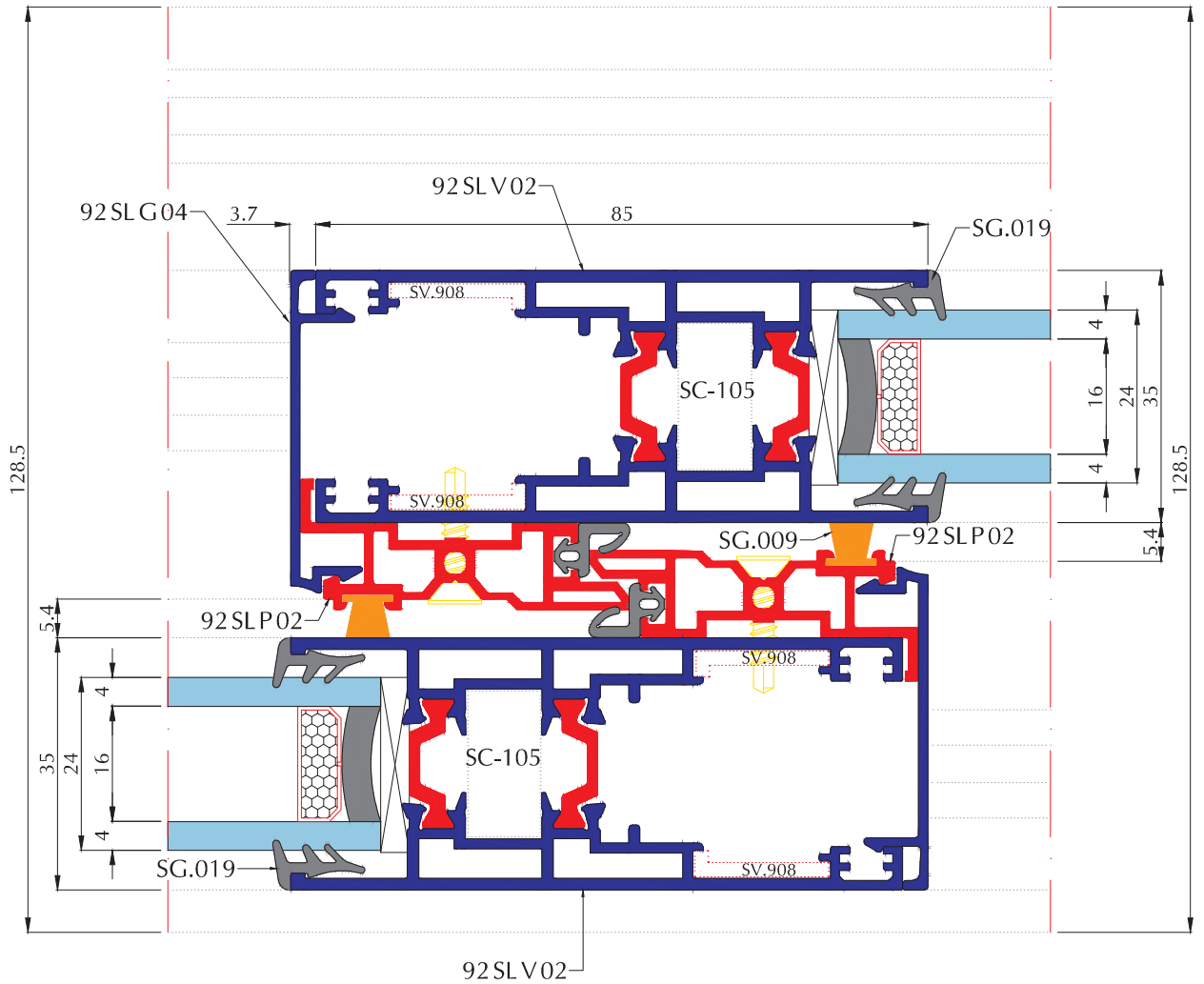
**SİSTEM DETAYLARI SYSTEM DETAILS**



**SİSTEM DETAYLARI SYSTEM DETAILS**



DIŞ  
(OUTSIDE)



Ölçek: 1/1  
Scale: 1/1



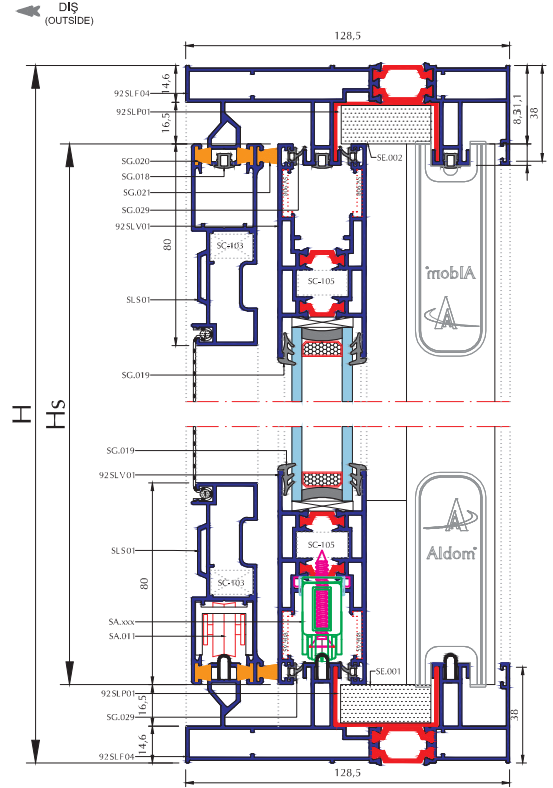
### PROFİL / PROFILE

ADET Pcs	KOD Code	PROFİL TANIMI Description	KESİM ÖLÇÜSÜ Cutting Dimension	KESİM AÇISI Cutting Angle
2	92 SL F04	Düşey Kasa Pr.(Vertical Frame Pr.)	H	45°/45°
2	92 SL F04	Yatay Kasa Pr.(Horizontal Frame Pr.)	L	45°/45°
8	92 SL V01	Düşey Kanat Pr.(Vertical Vent Pr.)	HS = H - 62,2	45°/45°
8	92 SL V01	Yatay Kanat Pr.(Horizontal Vent Pr.)	Sw = L + 90,76 / 4	45°/45°
4	92 SL G04	Kenet Pr. (Hook Pr.)	H - 62,2	90°/90°
1	92 SL A01	Orta Adaptör	Hs - 60	90°/90°
2	SL S 01	Sineklik Kanat Pr.(Fly Screen Vent Pr.)	Sw = L / 4 + 24	45°/45°
2	SL S 01	Sineklik Kanat Pr.(Fly Screen Vent Pr.)	HS = H - 62,2	45°/45°
1	SL S 04	Sineklik Adaptör Pr.(Fly Screen Adapter Pr.)	HS = H - 62,2	90°/90°

### AKSESUAR / ACCESSORY

ADET Pcs	KOD Code	AKSESUAR TANIMI Description
8	SV.002	Cam Takozu 4 mm (Glazing Plugs)
8	KT-1014	Köşe Takozu (24 mm) (Corner Cleats - 19,8mm)
16	SC-105	Vidalı Köşe Takozu (Screwed Corner Cleats)
32		45° Kanat Köşe Hizalama (Corner Alignment)
3	SA.XXX	Kaldır-Sür Mekanizması 200 kg (LIFT AND SLIDE ACCESSORY 200 Kg)

ADET Pcs	KOD Code	AKSESUAR TANIMI Description
4	SV.903	Kenetli Adap.Kap. Alt-Üst (Adapter-Vent Covers Bottom-Top)
4	ST-001	Kanat Stoplama Adaptörü (Sash Stoper Adapter)
2	SV.910	Orta Adaptör Kapağı (Vent Stoper Adapter)
4	SA.011	Sineklik Ayarlı Rulman (FLY SCREEN CARRIAGE ADJUSTING ROLLER)



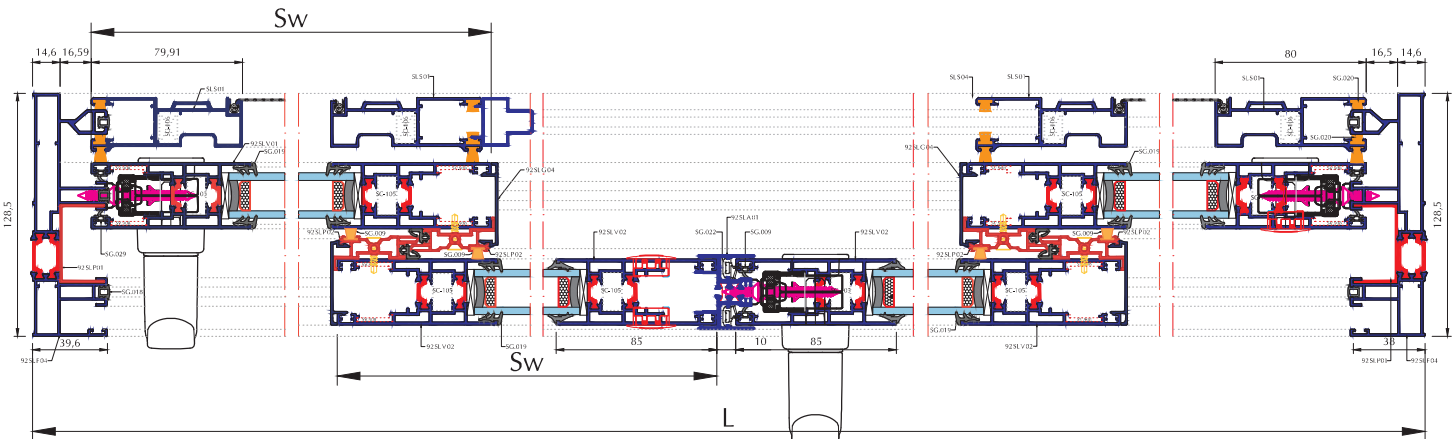
### FİTİLLER / GASKETS

KOD Code	AKSESUAR TANIMI Description	KESİM ÖLÇÜSÜ Cutting Dimension
SG.018	Ray Fıtlı (Rail Gasket)	4 H + 2 L
SG.019	Cam Fıtlı (Glass Gasket)	Sw x 16 Adet / Pieces HS x 16 Adet / Pieces
SG.024	Kenet Fıtlı (Glass Gasket)	Hs x 4 Adet / Pieces
SG.022	Orta Fıtlı (Center Gasket)	Hs x 2 Adet / Pieces
SG.029	Kanat Fıtlı (Sash Gasket)	Sw = 16 Adet / Pieces HS = 6 Adet / Pieces
SG.009	Fırça Fıtlı (Sealing Brush)	4Hs
SG.020	Fırça Fıtlı (Sealing Brush)	8Hs + 8Sw
SG.021	Fırça Fıtlı (Sealing Brush)	4Hs + 4Sw
R.1003	Çelik Ray (Steel Rail)	L - 80 mm 2 Adet / Pieces

### FİTİLLER / GASKETS

KOD Code	AKSESUAR TANIMI Description	KESİM ÖLÇÜSÜ Cutting Dimension
92 SL P01	Merkezi Kanal Fıtlı (Central Channel)	L - 29,2 mm 2 Adet / Pieces H - 29,2 mm 2 Adet / Pieces
92 SL P02	Pvc Kenet Profili (Pvc Hook Profile)	Hs x 2 Adet / Pieces
SV.912	Sallantı Engelleyici (Pvc Hook Profile)	8 Adet / Pieces

Tahliye tapası 500mm'de bir.  
Drainingslot at every 500mm  
Cam kesim ölçüsü (Glass Cutting Size)  
Düşey Kanat (Vertical Sash) = H-207,8mm  
Yatay Kanat (Horizontal Sash) = L/4 - 123mm

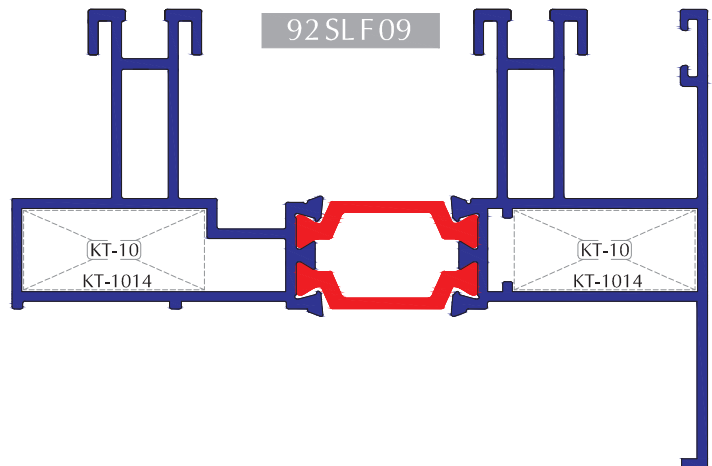
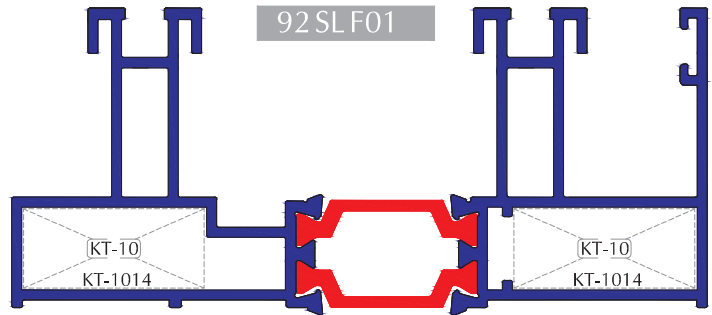
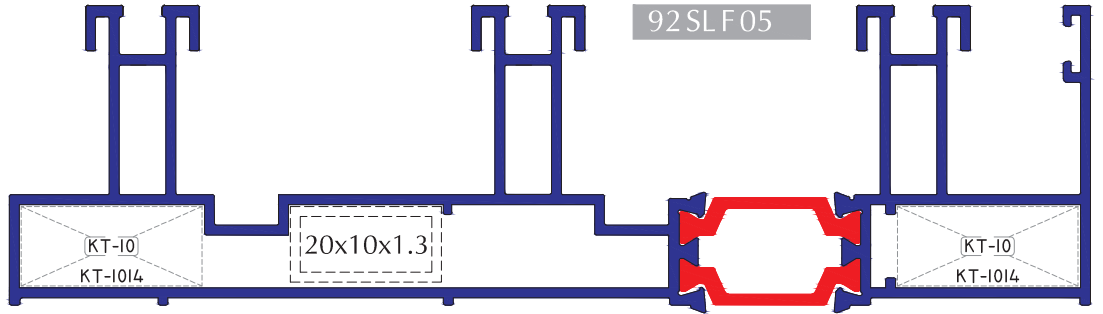
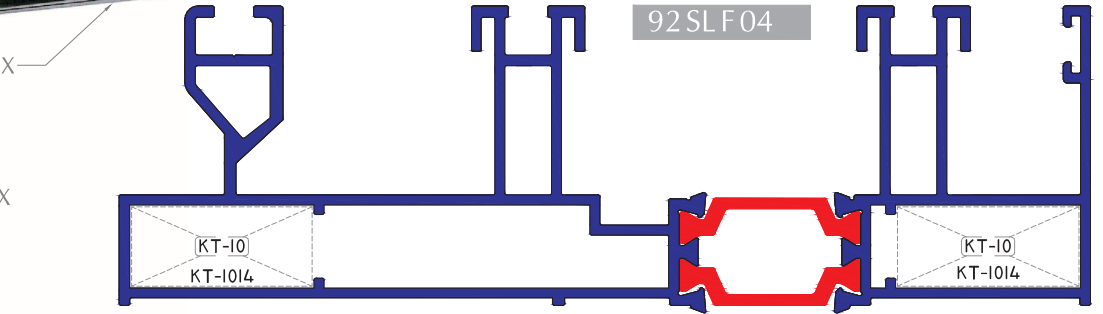
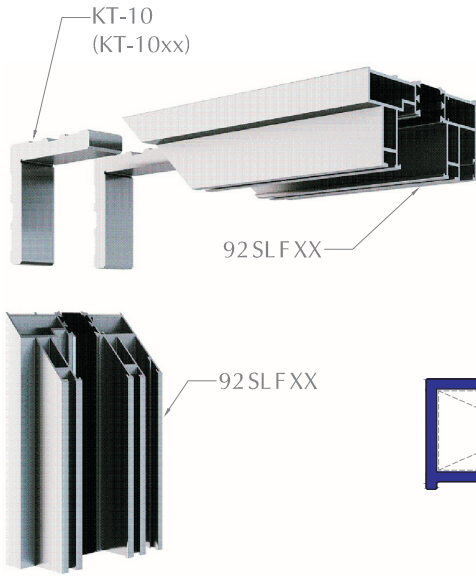


45° Kaldır-Sür/45° Lift and Slide

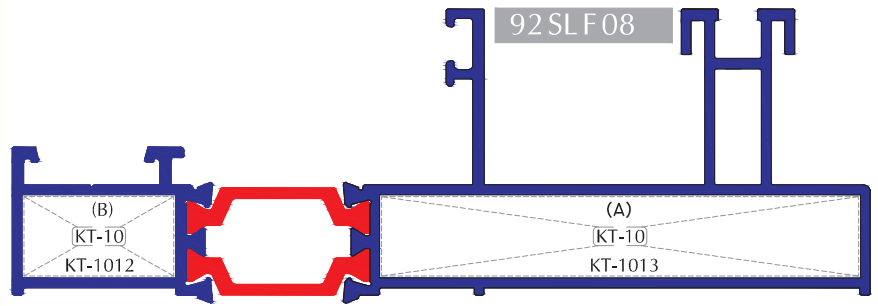
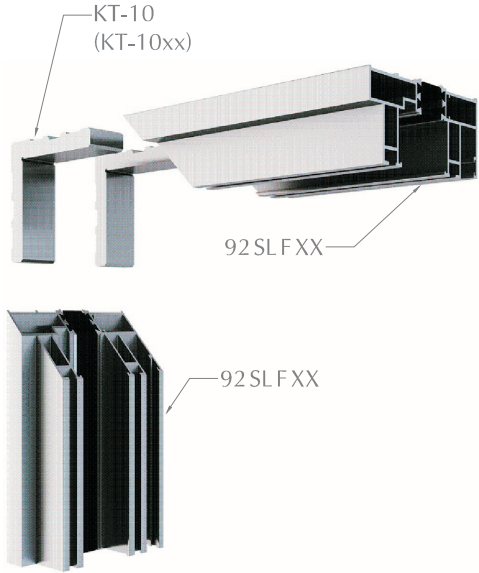
**KÖŞETAKOZU / CLEATS**

ÜRÜNÇİZİMİ DRAWING	SİSTEMKODU SYSTEM CODE	MALZEME MATERIAL	kg/mt
	KT-10	PRES	3,395 kg/mt
	CE3011	PRES	4,785 kg/mt

**KÖŞETAKOZLARI CLEATS**

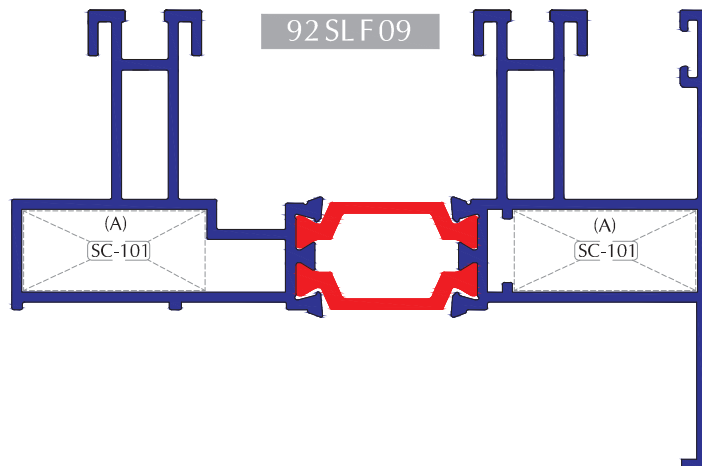
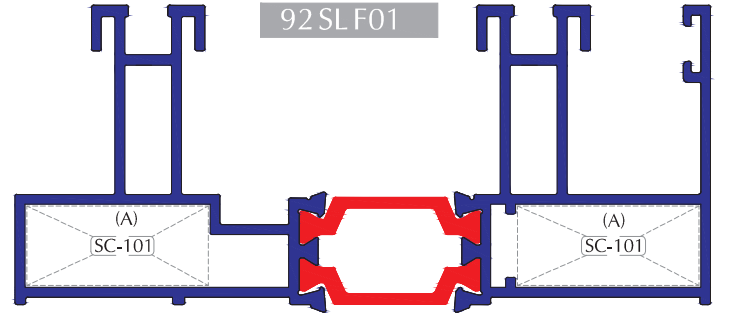
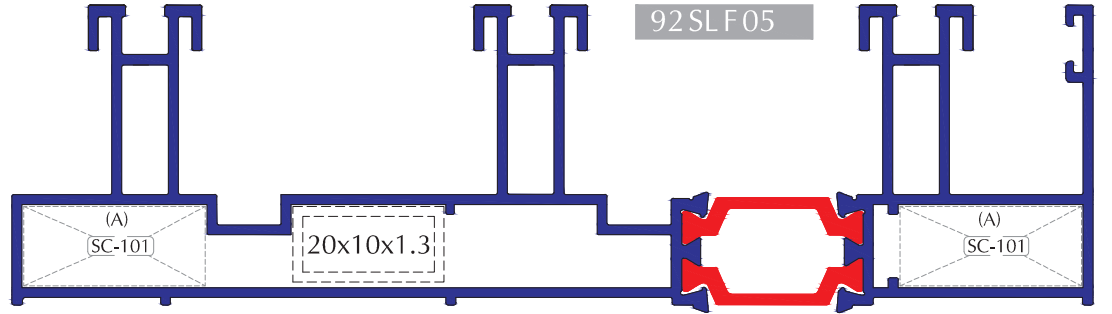
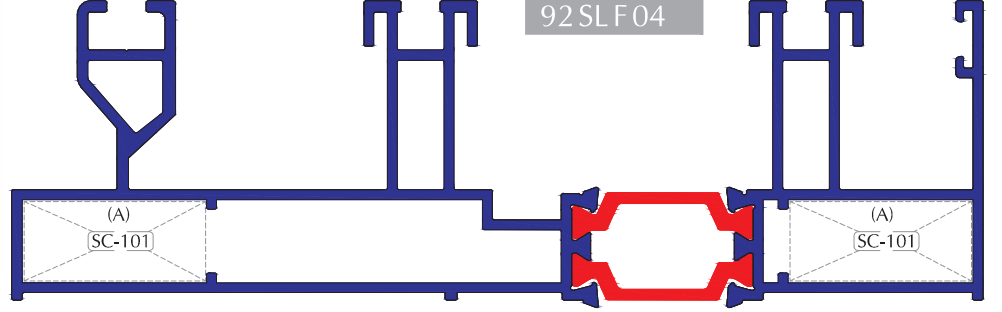


**KÖŞETAKOZLARI CLEATS**

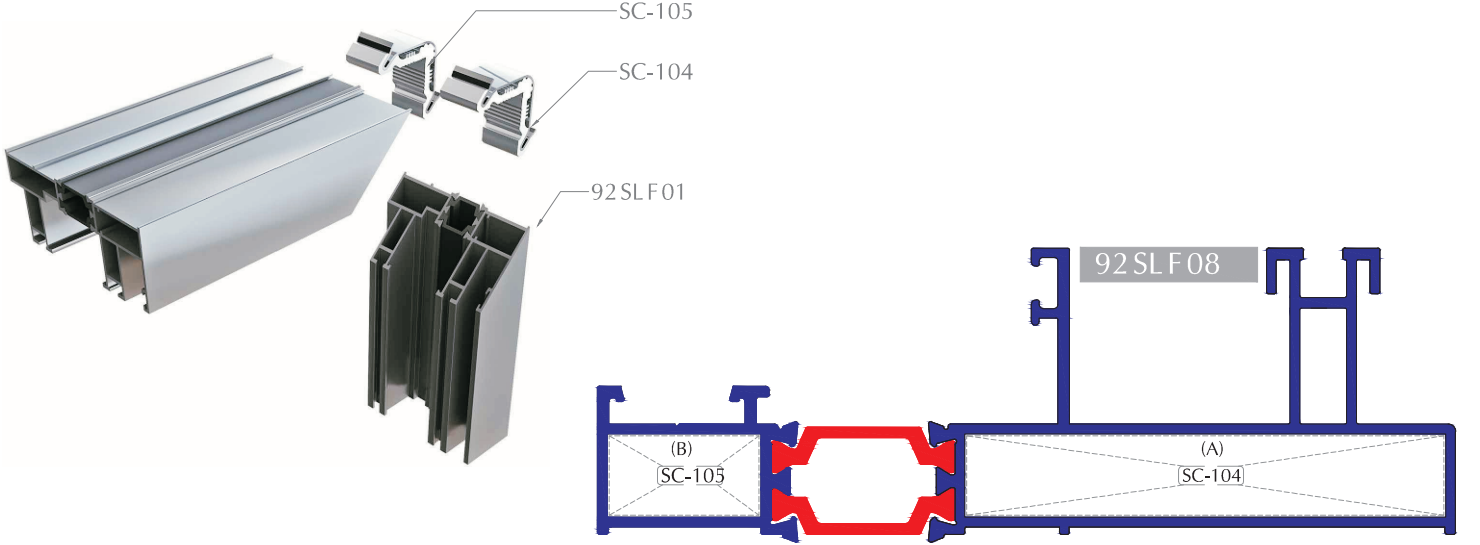


Profil Kod	Kesim Ölçüsü A	Boy Sipariş Kodu	Parça Sipariş Kodu	Kesim Ölçüsü B	Boy Sipariş Kodu	Parça Sipariş Kodu
92SLF01 92SLF04 92SLF05 92SLF09	24 mm	KT10	KT-1014	-	-	-
92SLF08	63,1 mm	KT10	KT-1013	19,8 mm	KT10	KT-1012

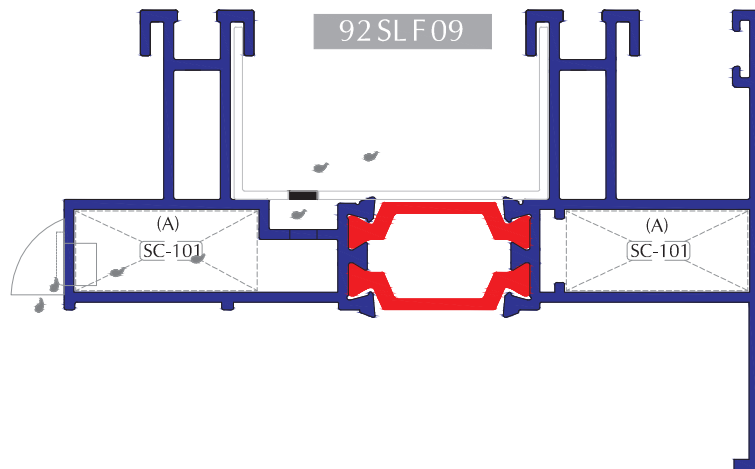
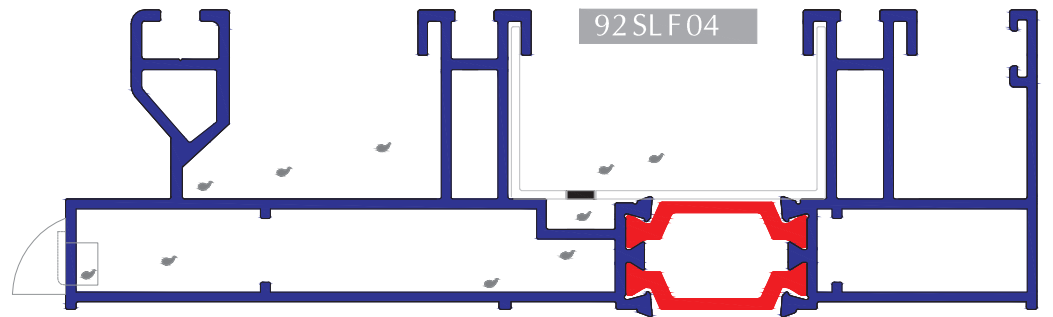
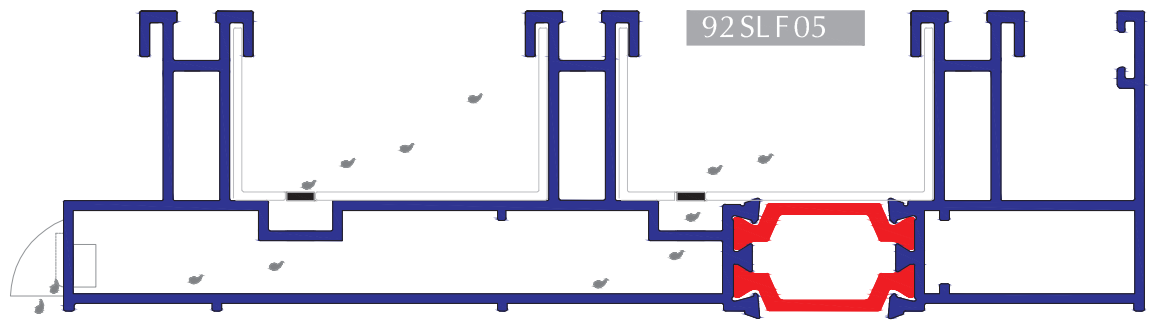
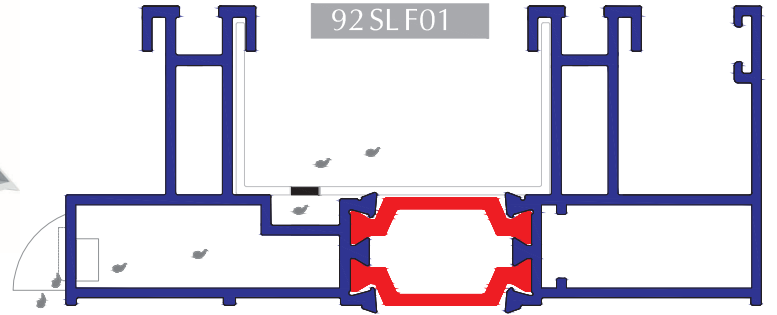
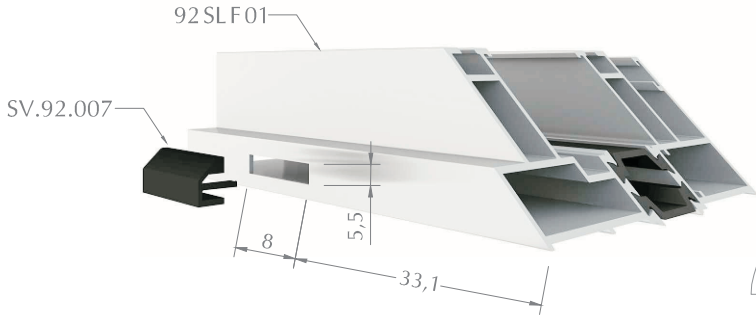
ALYANLI KÖŞETAKOZLARI SCREWED CORNER CLEATS

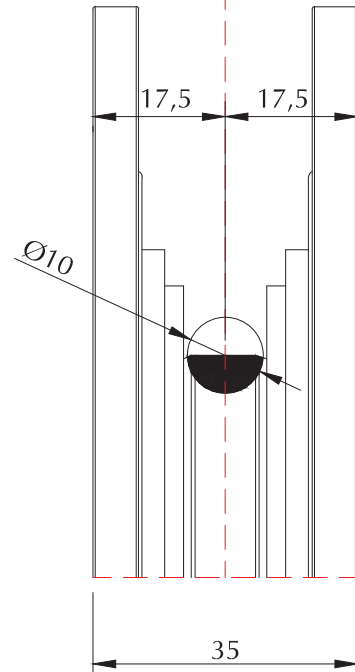
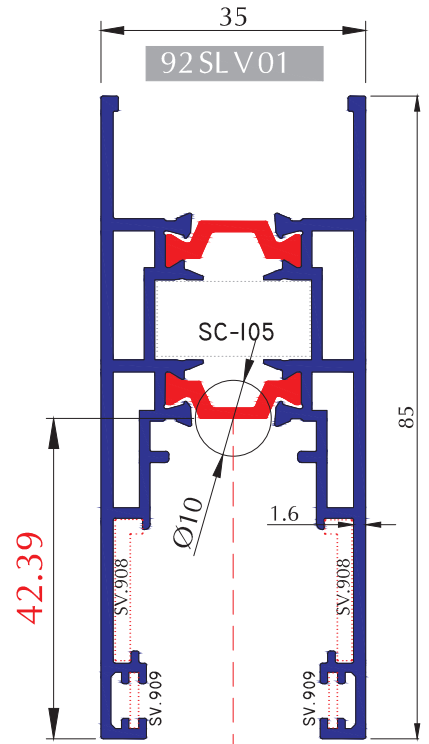
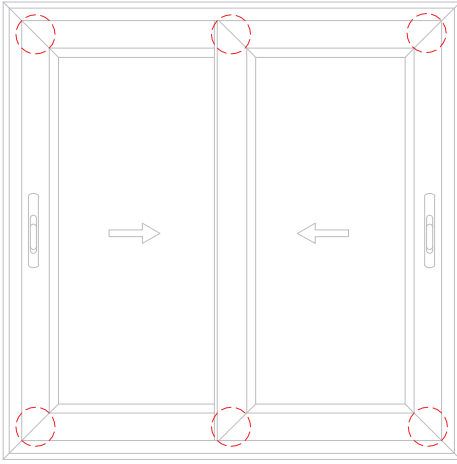


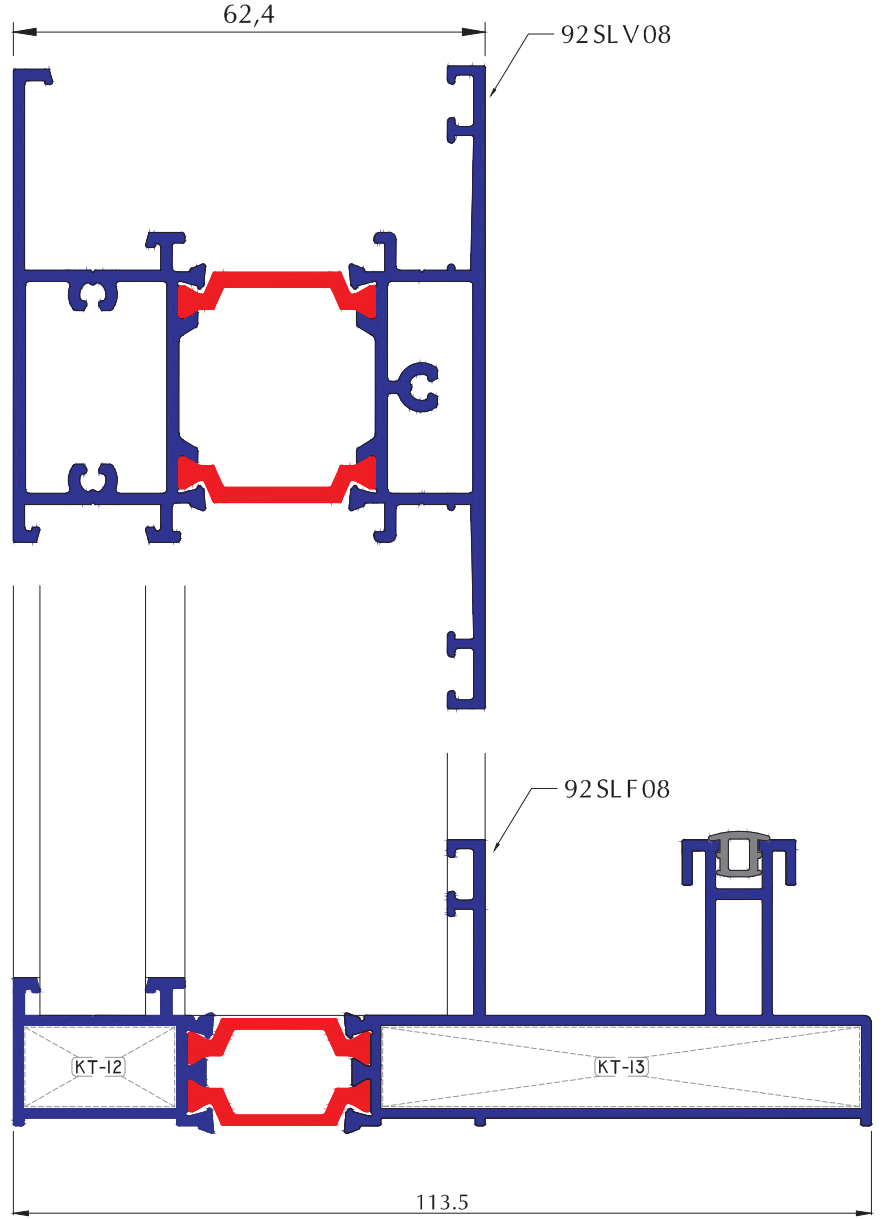
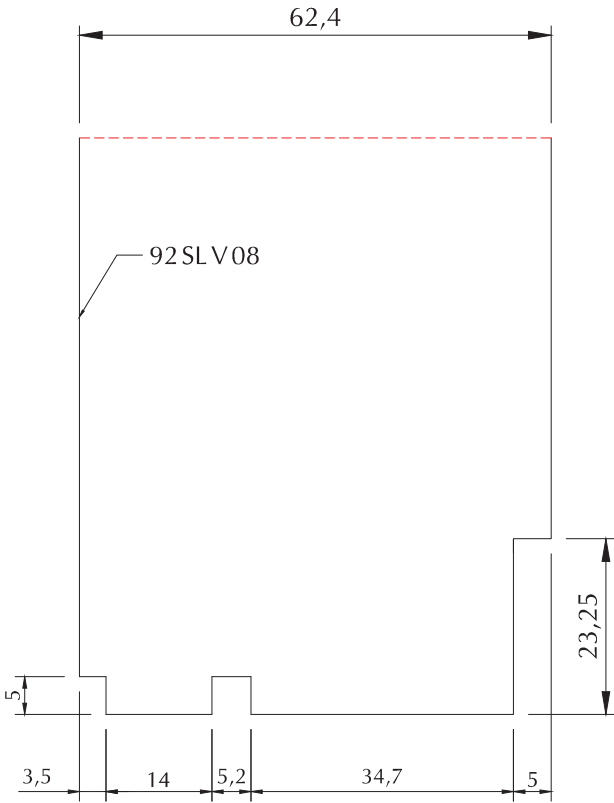
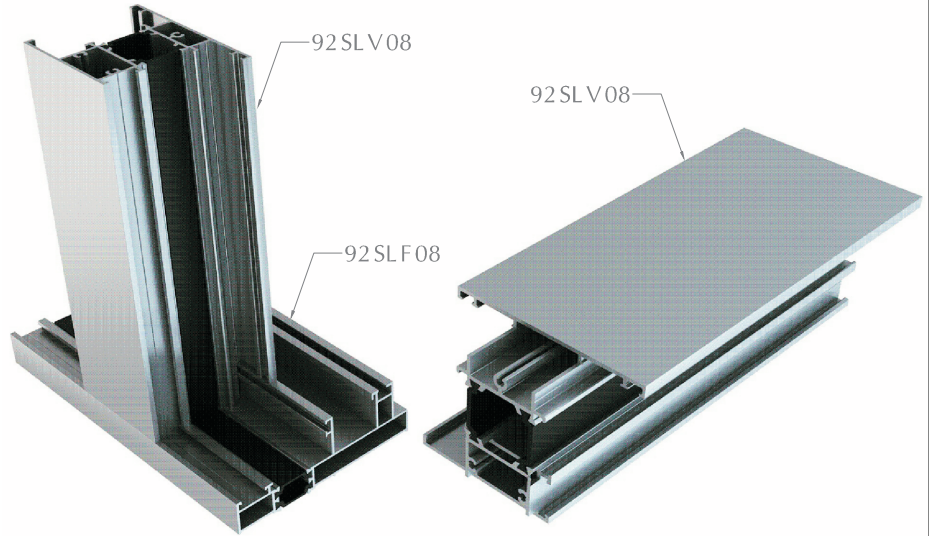
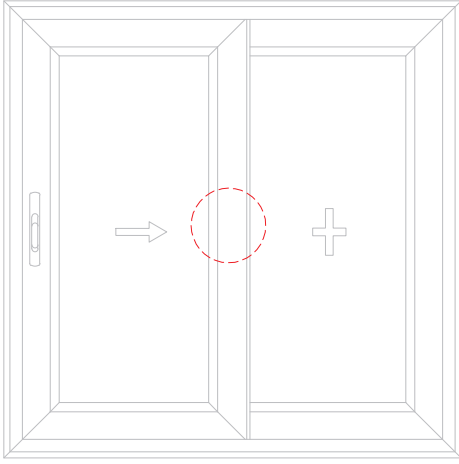
ALYANLI KÖŞETAKOZLARI SCREWED CORNER CLEATS


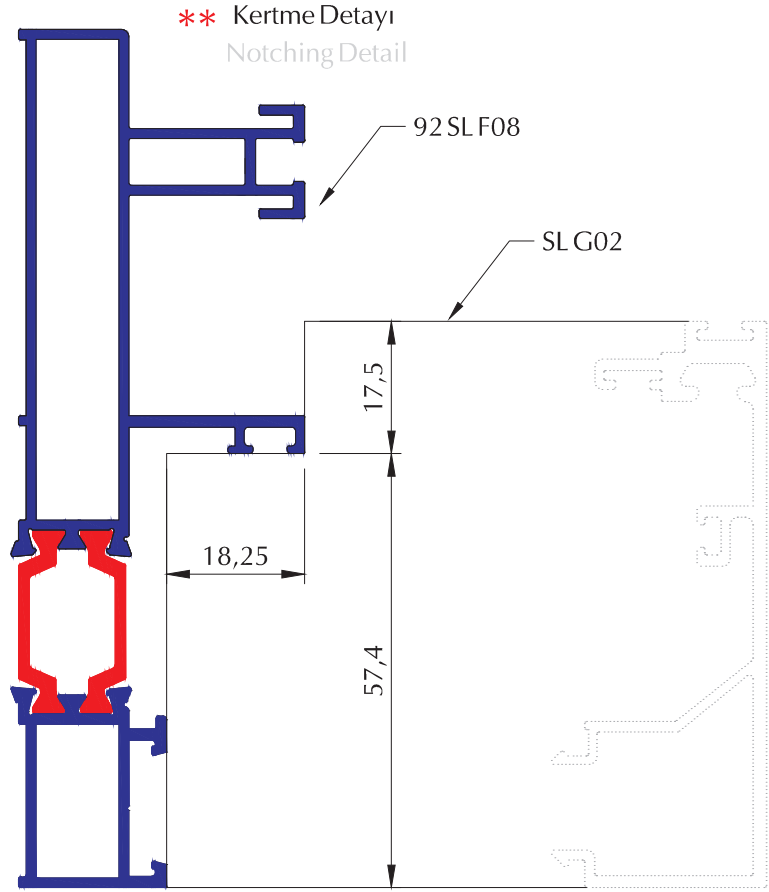
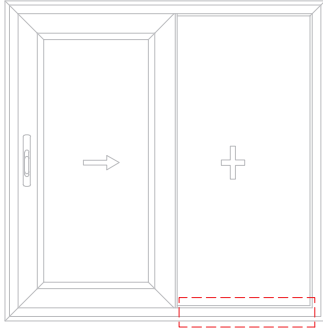


Profil Kod	Kesim Ölçüsü A	Parça Sipariş Kodu	Kesim Ölçüsü B	Parça Sipariş Kodu
92 SL F01 92 SL F04 92 SL F05 92 SL F09	24 mm	SC-101	-	-
92 SL F08	63,1 mm	SC-104	19,8 mm	SC-105

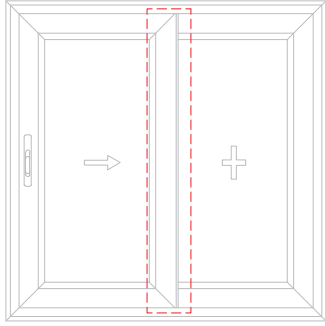





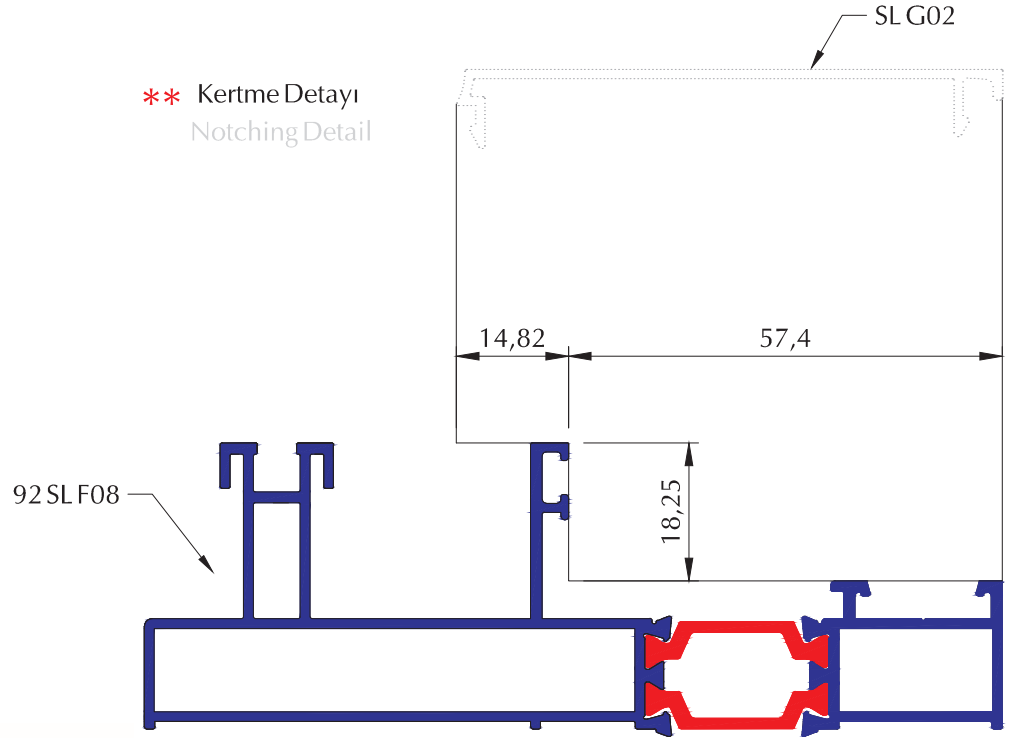




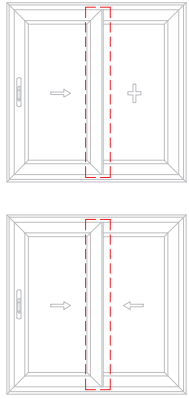
Ölçek: 1/1  
Scale: 1/1




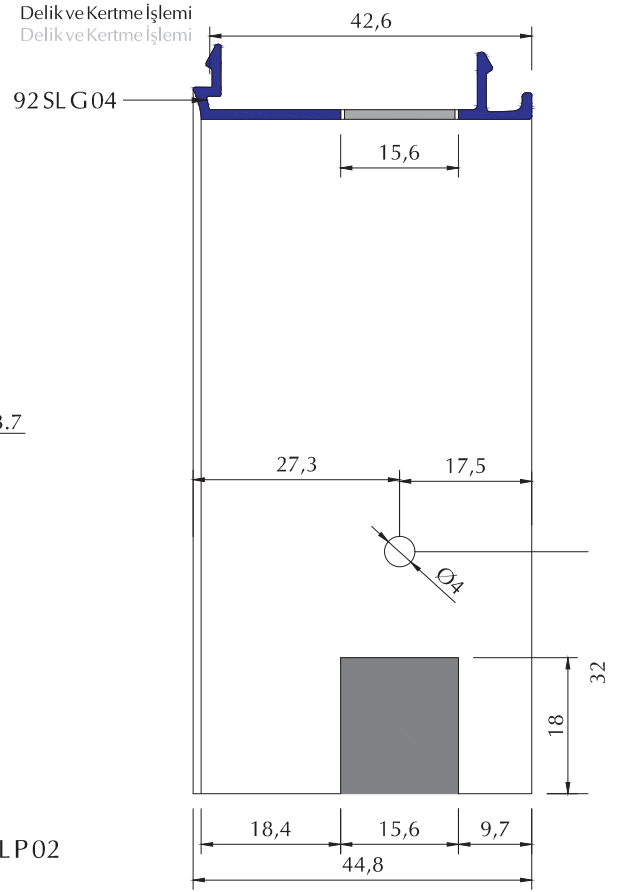
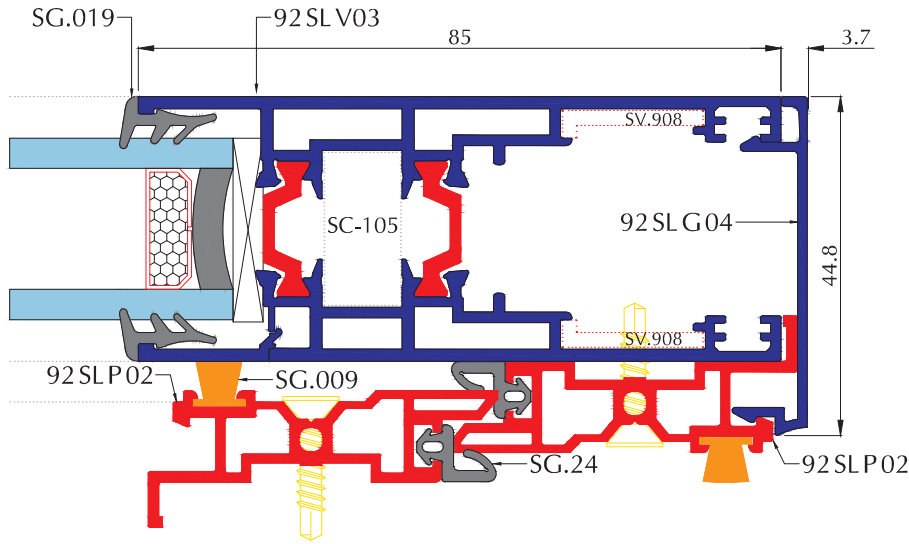
\*\* Kertme Detayı  
Notching Detail



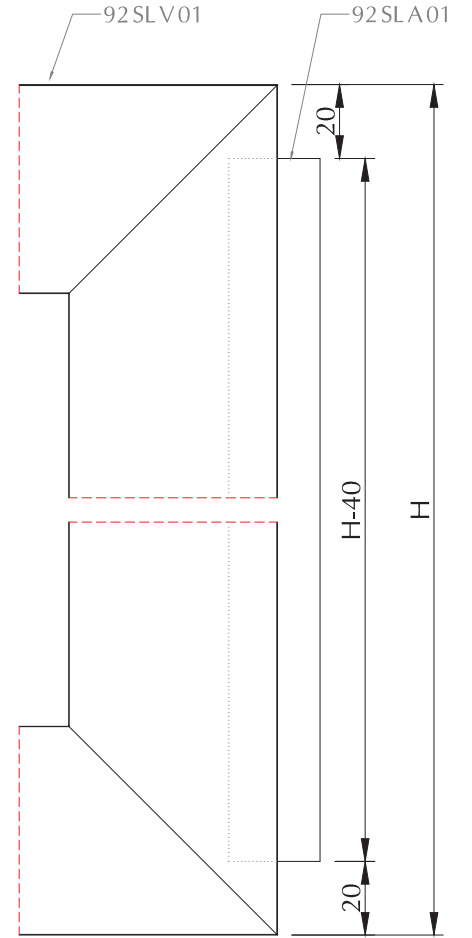
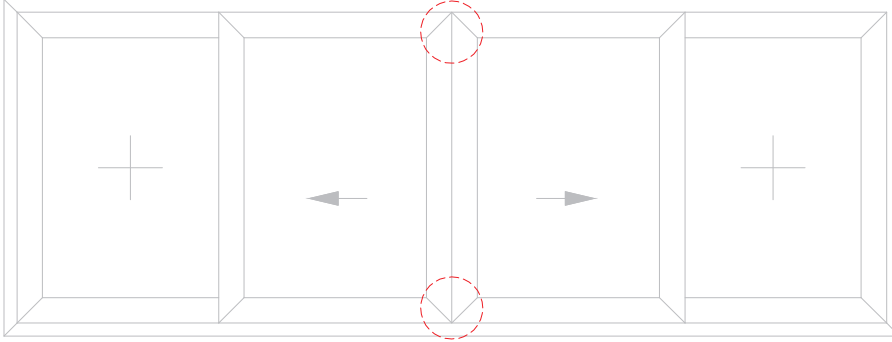
Ölçek: 1/1  
Scale: 1/1



\*\* Kertme Detayı  
Notching Detail







Aşağıdaki Tablo Örnektir.

**AKSESUARLAR**

233501 Ön Araba.....2 Adet  
Lift & Slide Front Bogie



233502 Arka Araba ..... 2 Adet  
Lift & Slide Rear Bogie



233013 Araba Takımı Bağlantı Mil.....2 Adet  
Lift & Slide Bogie Connecting Rod



234502 Kaldır-Sür İspanyolet.....2 Adet  
Lift & Slide Drive Gear



234020 Kilitleme Karşılığı Kısa..... 2 Adet  
Lift & Slide Short Lock



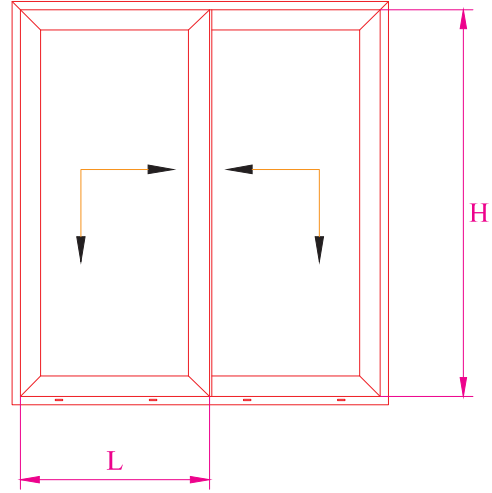
234021 Kilitleme Karşılığı Uzun.....2 Adet  
Lift & Slide MV Short Lock



234303 LS200 Mil Sabitleme Kiti.....2 Adet  
Central Sash Components Kit - Without Locks



2316\*\* Kaldır-Sür Kol ve Havuz kol (Barelsiz).....2 Adet



Dış Görünüm/ External View

(200kg)

L	H	Kod /Code
600-1300	1800-2100	SA.143
1301-1800	1800-2100	SA.144
1801-2300	1800-2100	SA.145
600-1300	2101-2400	SA.146
1301-1800	2101-2400	SA.147
1801-2300	2101-2400	SA.148
600-1300	2401-2700	SA.149
1301-1800	2401-2700	SA.150
1801-2300	2401-2700	SA.151
600-1300	2701-3200	SA.152
1301-1800	2701-3200	SA.153
1801-2300	2701-3200	SA.154

\*\*

234010-Kaldır-Sür İspanyolet Uzatma Parçası 500 mm ( 2 Adet  
500 mm Extension Rod For Front Operating Rod Without Locking Point



\*\*  
\*\*  
\*\*  
\*\*

Aşağıdaki Tablo Örnektir.

**AKSESUARLAR**

233501 Ön Araba.....2 Adet  
Lift & Slide Front Bogie



233502 Arka Araba.....2 Adet  
Lift & Slide Rear Bogie



233013 Araba Takımı Bağlantı Mil.....2 Adet  
Lift & Slide Bogie Connecting Rod



234502 Kaldır-Sür İspanyolet.....2 Adet  
Lift & Slide Drive Gear



234020 Kilitleme Karşılığı Kısa.....1 Adet  
Lift & Slide Short Lock



234021 Kilitleme Karşılığı Uzun.....1 Adet  
Lift & Slide MV Short Lock



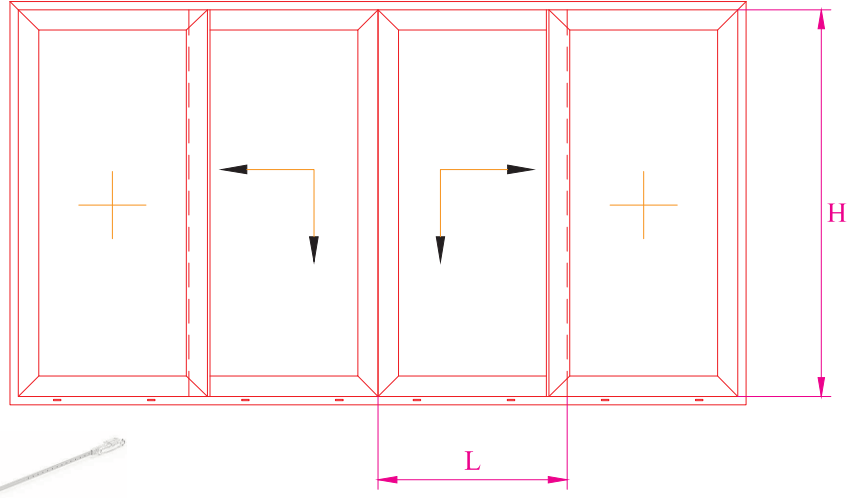
234303 LS200 Mil Sabitleme Kiti.....2 Adet  
Central Sash Components Kit - Without Locks



2316\*\* Kaldır-Sür Kol ve Havuz kol (Baretsiz).....2 Adet



234322 Yatay Kilit Karşılığı.....1 Adet



Dış Görünüm/ External View

(200kg)

L	H	Kod /Code
600-1300	1800-2100	SA.155
1301-1800	1800-2100	SA.156
1801-2300	1800-2100	SA.157
600-1300	2101-2400	SA.158
1301-1800	2101-2400	SA.159
1801-2300	2101-2400	SA.160
600-1300	2401-2700	SA.161
1301-1800	2401-2700	SA.162
1801-2300	2401-2700	SA.163
600-1300	2701-3200	SA.164
1301-1800	2701-3200	SA.165
1801-2300	2701-3200	SA.166

\*\*

\*\*

\*\*

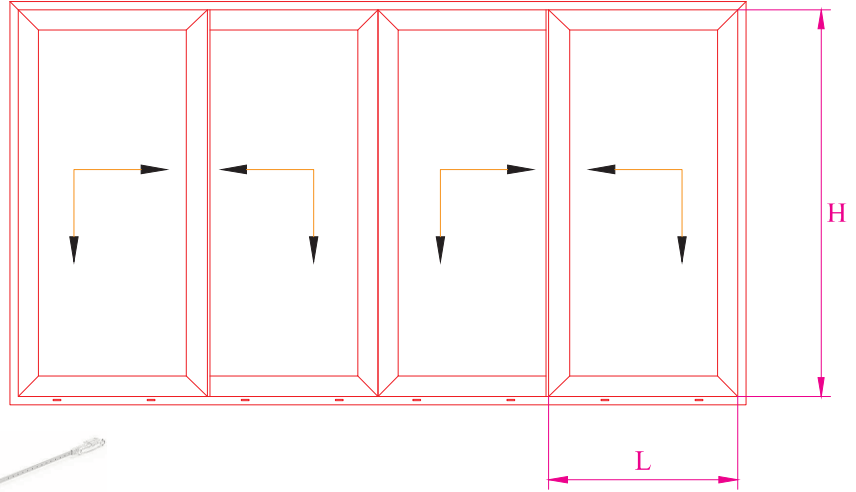
\*\*

\*\*

234010-Kaldır-Sür İspanyolet Uzatma Parçası 500 mm (2 Adet)  
500 mm Extension Rod For Front Operating Rod Without Locking Point



Aşağıdaki Tablo Örnektir.



**AKSESUARLAR**

233501 Ön Araba.....4 Adet  
Lift & Slide Front Bogie



233502 Arka Araba .....4 Adet  
Lift & Slide Rear Bogie



233013 Araba Takımı Bağlantı Mil.....4 Adet  
Lift & Slide Bogie Connecting Rod



234502 Kaldır-Sür İspanyolet.....4 Adet  
Lift & Slide Drive Gear



234020 Kilitleme Karşılığı Kısa.....3 Adet  
Lift & Slide Short Lock



234021 Kilitleme Karşılığı Uzun.....3 Adet  
Lift & Slide MV Short Lock



234303 LS200 Mil Sabitleme Kiti.....4 Adet  
Central Sash Components Kit - Without Locks



2316\*\* Kaldır-Sür Kol ve Havuz kol (Barelsiz).....4 Adet



234322 Yatay Kilit Karşılığı .....1 Adet



Dış Görünüm/ External View

(200kg)

L	H	Kod /Code
600-1300	1800-2100	SA.167
1301-1800	1800-2100	SA.168
1801-2300	1800-2100	SA.169
600-1300	2101-2400	SA.170
1301-1800	2101-2400	SA.171
1801-2300	2101-2400	SA.172
600-1300	2401-2700	SA.173
1301-1800	2401-2700	SA.174
1801-2300	2401-2700	SA.175
600-1300	2701-3200	SA.176
1301-1800	2701-3200	SA.177
1801-2300	2701-3200	SA.178

\*\*

\*\*

\*\*

\*\*

\*\*

234010-Kaldır-Sür İspanyolet Uzatma Parçası 500 mm (2 Adet)  
500 mm Extension Rod For Front Operating Rod Without Locking Point



Aşağıdaki Tablo Örnektir.

**AKSESUARLAR**

233501 Ön Araba.....1 Adet  
Lift & Slide Front Bogie



233502 Arka Araba ..... 1 Adet  
Lift & Slide Rear Bogie



233013 Araba Takımı Bağlantı Mil.....1 Adet  
Lift & Slide Bogie Connecting Rod



234502 Kaldır-Sür İspanyolet.....1 Adet  
Lift & Slide Drive Gear



234020 Kilitleme Karşılığı Kısa..... 1 Adet  
Lift & Slide Short Lock



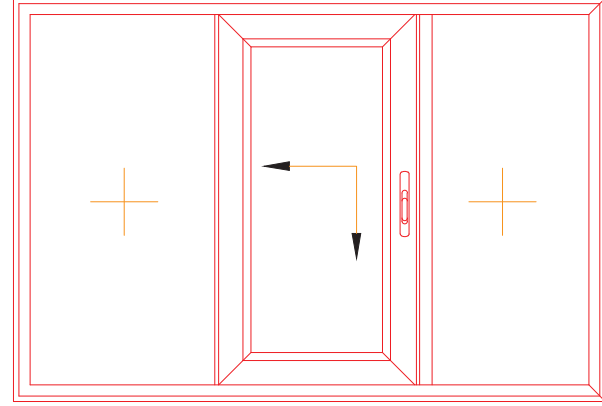
234021 Kilitleme Karşılığı Uzun.....1 Adet  
Lift & Slide MV Short Lock



234303 LS200 Mil Sabitleme Kiti.....1 Adet  
Central Sash Components Kit - Without Locks



2316\*\* Kaldır-Sür Kol ve Havuz kol (Barelsiz).....1 Adet



Dış Görünüm/ External View

(200kg)

L	H	Kod /Code
600-1300	1800-2100	SA.179
1301-1800	1800-2100	SA.180
1801-2300	1800-2100	SA.181
600-1300	2101-2400	SA.182
1301-1800	2101-2400	SA.183
1801-2300	2101-2400	SA.184
600-1300	2401-2700	SA.185
1301-1800	2401-2700	SA.186
1801-2300	2401-2700	SA.187
600-1300	2701-3200	SA.188
1301-1800	2701-3200	SA.189
1801-2300	2701-3200	SA.190

\*\*

234010-Kaldır-Sür İspanyolet Uzatma Parçası 500 mm ( 2 Adet  
500 mm Extension Rod For Front Operating Rod Without Locking Point



Aşağıdaki Tablo Örnektir.

**AKSESUARLAR**

233501 Ön Araba.....3 Adet  
Lift & Slide Front Bogie



233502 Arka Araba.....3 Adet  
Lift & Slide Rear Bogie



233013 Araba Takımı Bağlantı Mil.....3 Adet  
Lift & Slide Bogie Connecting Rod



234502 Kaldır-Sür İspanyolet.....3 Adet  
Lift & Slide Drive Gear



234020 Kilitleme Karşılığı Kısa.....2 Adet  
Lift & Slide Short Lock



234021 Kilitleme Karşılığı Uzun.....2 Adet  
Lift & Slide MV Short Lock



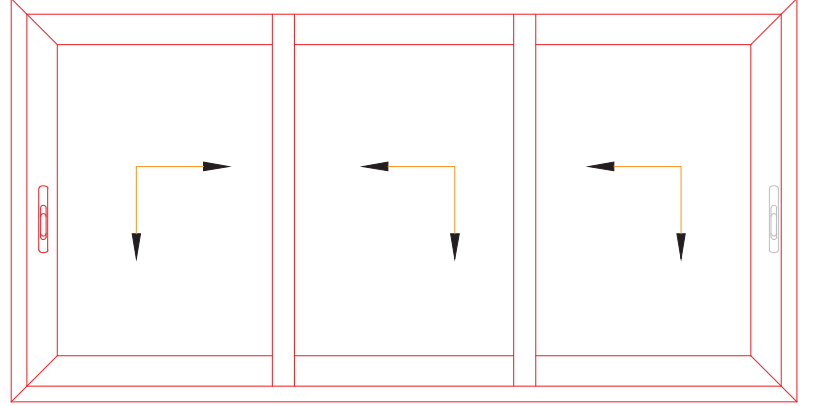
234303 LS200 Mil Sabitleme Kiti.....3 Adet  
Central Sash Components Kit - Without Locks



2316\*\* Kaldır-Sür Kol ve Havuz kol (Barelsiz).....3 Adet



234322 Yatay Kilit Karşılığı.....1 Adet



Dış Görünüm/ External View

(200kg)

L	H	Kod /Code
600-1300	1800-2100	SA.191
1301-1800	1800-2100	SA.192
1801-2300	1800-2100	SA.193
600-1300	2101-2400	SA.194
1301-1800	2101-2400	SA.195
1801-2300	2101-2400	SA.196
600-1300	2401-2700	SA.197
1301-1800	2401-2700	SA.198
1801-2300	2401-2700	SA.199
600-1300	2701-3200	SA.200
1301-1800	2701-3200	SA.201
1801-2300	2701-3200	SA.202

\*\*  
\*\*  
\*\*  
\*\*

\*\*

234010-Kaldır-Sür İspanyolet Uzatma Parçası 500 mm (2 Adet)  
500 mm Extension Rod For Front Operating Rod Without Locking Point



Aşağıdaki Tablo Örnektir.

**AKSESUARLAR**

233501 Ön Araba.....1 Adet  
Lift & Slide Front Bogie



233502 Arka Araba ..... 1 Adet  
Lift & Slide Rear Bogie



233013 Araba Takımı Bağlantı Mil.....1 Adet  
Lift & Slide Bogie Connecting Rod



234502 Kaldır-Sür İspanyolet.....1 Adet  
Lift & Slide Drive Gear



234020 Kilitleme Karşılığı Kısa..... 1 Adet  
Lift & Slide Short Lock



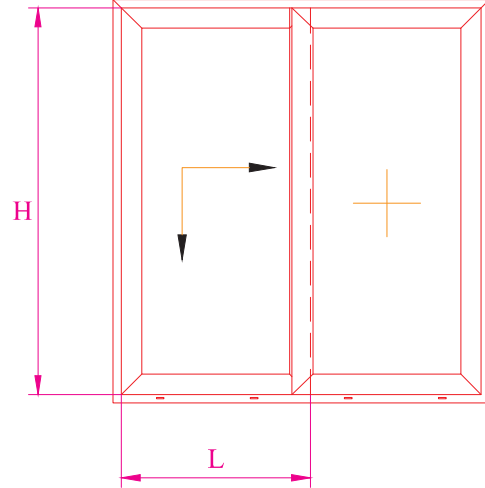
234021 Kilitleme Karşılığı Uzun.....1 Adet  
Lift & Slide MV Short Lock



234303 LS200 Mil Sabitleme Kiti.....1 Adet  
Central Sash Components Kit - Without Locks



2316\*\* Kaldır-Sür Kol ve Havuz kol (Barelsiz).....1 Adet



Dış Görünüm/ External View

(200kg)

L	H	Kod /Code
600-1300	1800-2100	SA.179
1301-1800	1800-2100	SA.180
1801-2300	1800-2100	SA.181
600-1300	2101-2400	SA.182
1301-1800	2101-2400	SA.183
1801-2300	2101-2400	SA.184
600-1300	2401-2700	SA.185
1301-1800	2401-2700	SA.186
1801-2300	2401-2700	SA.187
600-1300	2701-3200	SA.188
1301-1800	2701-3200	SA.189
1801-2300	2701-3200	SA.190

\*\*

\*\*

\*\*

\*\*

\*\*

234010-Kaldır-Sür İspanyolet Uzatma Parçası 500 mm ( 2 Adet  
500 mm Extension Rod For Front Operating Rod Without Locking Point

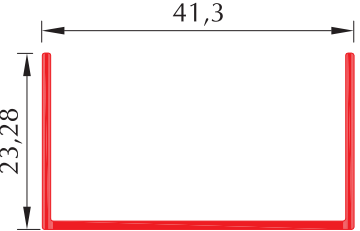
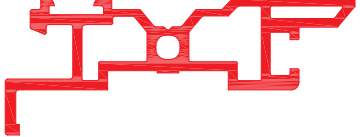






ares architectural®  
s y s t e m s







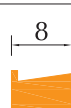
# SL 92 HS

Aksesuarlar  
Accessories

**FİTİLLER/ GASKETS**

ÜRÜN ÇİZİMİ DRAWING	SİSTEM KODU SYSTEM CODE	ÜRÜNÜN ADI DESCRIPTION	MALZEME MATERIAL	MT
	92SLP01	MERKEZİ KANAL FİTİLİ (CENTRAL CHANNEL)	PVC	Mt
	92SLP02	KİLİTLEME FİTİLİ (LOCKING GASKET)	PVC	Mt
	92SLP03	TEKLİ KASA KLİPSİ (SINGLE RAIL CLIPS)	PVC	Mt
	92SLP04	KİLİTLEME FİTİLİ (LOCKING GASKET)	PVC	Mt
	92SLP05	MERKEZİ KANAL FİTİLİ (CENTRAL CHANNEL)	PVC	Mt
	92SLP06	KİLİTLEME FİTİLİ (LOCKING GASKET)	PVC	Mt





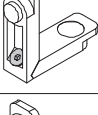
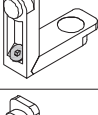

**FİTİLLER/ GASKETS**

ÜRÜNÇİZİMİ DRAWING	SİSTEMKODU SYSTEM CODE	ÜRÜNÜNADI DESCRIPTION	MALZEME MATERIAL	mt/koli(15kg) mt / box(15kg)
	SG.026 72 gr	CAM FİTİLİ (5 mm) GLAZING GASKET	EPDM	205 mt/koli(15kg)
	SG.025 44 gr	CAM FİTİLİ (4 mm) GLAZING GASKET	EPDM	340 mt/koli(15kg)
	SG.019 106 gr	CAM FİTİLİ (3 mm) INNER GLAZING GASKET	EPDM	140 mt/koli(15kg)
	SG.027 123 gr	CAM FİTİLİ (2 mm) GLAZING GASKET	EPDM	122 mt/koli(15kg)
	SG.023 144 gr	CAM FİTİLİ (1 mm) GLAZING GASKET	EPDM	104 mt/koli(15kg)
	SG.018 44 gr	KANAL FİTİLİ CHANNEL GASKET	EPDM	340 mt/koli(15kg)
	SG.024 97 gr	BİNİ FİTİLİ GASKET RABBET	EPDM	155 mt/koli(15kg)
	SG.022 68 gr	BİNİ FİTİLİ GASKET RABBET	EPDM	220 mt/koli(15kg)
	SG.029 25 gr	KANAT FİTİLİ SASH GASKET	EPDM	1000 mt/koli(15kg)
	SG.009 179 gr	FIRÇA FİTİL WEATHER STRIP BRUSH		mt
	SG.020 179 gr	FIRÇA FİTİL WEATHER STRIP BRUSH		mt
	SG.021 179 gr	FIRÇA FİTİL WEATHER STRIP BRUSH		mt
	EG.001 114 gr	MERKEZİ KANAL FİTİLİ CENTRAL CHANNEL	EPDM	130 mt/koli(15kg)

TAPALAR/ PLUGS

ÜRÜN ÇİZİMİ DRAWING	SİSTEM KODU SYSTEM CODE	ÜRÜNÜN ADI DESCRIPTION	MALZEME MATERIAL	ADET PIECES
	SV.901	92 SL V02 - 92 SL V04 için 90° bağlantı Parçası	PVC	
	SV.902	92 SL V06 - 92 SL V07 - 92 SL V09 için 90° bağlantı Parçası	PVC	
	SV.905	92 SL V07 için MERKEZİ TAPA <small>PAIR OF CENTRAL CONNECTION PLUGS FOR PR. 92 SL V 07</small>	PVC	
	SV.906	92 SL V06 için MERKEZİ TAPA <small>PAIR OF CENTRAL CONNECTION PLUGS FOR PR. 92 SL V 06</small>	POLYAMID	
	SV.907	KENET KAPAĞI HOOK CAP	POLYAMID	
	SV.908	KÖŞE HİZALAMA <small>CORNER ALIGNMENT</small>	PLASTIC	
	SV.909	KÖŞE HİZALAMA <small>CORNER ALIGNMENT</small>	PLASTIC	
	SV.910	ORTA ADAPTÖR KAPAĞI <small>CENTRAL END CAP FOR SASHES</small>	PLASTIC	
	SV.911	TAHLİYE TAPASI DRAINING SLOT COVER	POLYAMID	
	SV.912	SALLANTI ENGELLEYİCİ Sash Vibration Preventer	POLYAMID	
	SV.913	İSPANYOLET YÜKSELTME PARÇASI <small>SHIMS FOR MULTIPOINT LOCKS</small>	POLYAMID	
	SV.914	SLS.01 SİNEKLİK PROFİLİ İÇİN KÖŞE HİZALAMA <small>SLS.01 CORNER ALIGNMENT FOR FLYSCREEN PROFILE</small>	PLASTIC	
	SE.002 (Üst/Top) SE.001 (Alt/Bottom)	ALT ve ÜST TOZLUK PARÇASI <small>SHIMS FOR MULTIPOINT LOCKS</small>	POLYAMID	
	SE.004 (Üst/Top) SE.003 (Alt/Bottom)	ALT ve ÜST TOZLUK PARÇASI <small>SHIMS FOR MULTIPOINT LOCKS</small>	POLYAMID	

**AKSESUARLAR / ACCESSORIES**

ÜRÜN ÇİZİMİ DRAWING	SİSTEM KODU SYSTEM CODE	ÜRÜNÜN ADI DESCRIPTION	MALZEME MATERIAL	Adet/koli Pcs / box
	SC-101	VİDALI KÖŞE BAĞLANTI (24mm) SCREWED CORNER CLEAT (24 mm)	ALUMİNYUM ALUMINIUM	200 ad/Koli 200 Pcs / box
	SC-103	VİDALI KÖŞE BAĞLANTI (16,9mm) SCREWED CORNER CLEAT (16,9 mm)	ALUMİNYUM ALUMINIUM	200 ad/Koli 200 Pcs / box
	SC-104	VİDALI KÖŞE BAĞLANTI (63,1mm) SCREWED CORNER CLEAT (63,1 mm)	ALUMİNYUM ALUMINIUM	200 ad/Koli 200 Pcs / box
	SC-105	VİDALI KÖŞE BAĞLANTI (19,8mm) SCREWED CORNER CLEAT (19,8 mm)	ALUMİNYUM ALUMINIUM	200 ad/Koli 200 Pcs / box
	SC-106	PİMLİ KÖŞE BAĞLANTI (24mm) SCREWED CORNER CLEAT (24 mm)	DÖKÜM CAST	200 ad/Koli 200 Pcs / box
	SC-107	PİMLİ KÖŞE BAĞLANTI (41mm) SCREWED CORNER CLEAT (41 mm)	DÖKÜM CAST	200 ad/Koli 200 Pcs / box
	SC-108	PİMLİ KÖŞE BAĞLANTI (19mm) SCREWED CORNER CLEAT (19mm)	DÖKÜM CAST	200 ad/Koli 200 Pcs / box



**Aldom**  
G R O U P

ares architectural<sup>®</sup> systems | aresbond<sup>®</sup> | Aldom  
U.S.A | A L U M I N I U M  
Aluminium Composite Panels

### **Aldom Alüminyum San. Tic. A.Ş.**

#### **Head Office**

Cevizli Mah. Saraylar Cad. Dap Vazo Kule  
No:6 C Blok K:8 Maltepe / İSTANBUL

T: +90 (216) 488 16 01 (Pbx)  
F: +90 (216) 488 16 03

#### **Factory**

Veliköy Sanayi Bölgesi Osman Uzun Caddesi  
17.ve 20.Sokak Çerkezköy / TEKİRDAĞ

T: +90 (282) 746 14 20 (Pbx)  
F: +90 (282) 746 14 27

E-mail: [info@aldom.com.tr](mailto:info@aldom.com.tr)

[www.aldom.com.tr](http://www.aldom.com.tr)



## Kalite Sözümlü

“ Aldom Group’da biz;  
Ürünlerimize kuvvet, dayanıklılık ve güvenilirlik kazandıran en yüksek kalitedeki hammaddelerle üretim yaptığımızı garanti ederiz. Ares Mimari Sistemler, her türlü hava ve iklim koşullarına dayanıklılığıyla, mimari projelerin vazgeçilmez markasıdır. Sürekli AR-GE çalışmalarımızla, ürün yelpazemizi ve süreçlerimizi geliştirmemiz bizi daima en iyiye götürüyor. Aldom Group olarak, her zaman en yüksek kalitedeki ürünü, en avantajlı fiyata sunduğumuza inanıyoruz. ”

## Quality Statement

“ At Aldom Group;  
We ensure all our products are made from the highest quality raw materials and superior technology giving them durability, reliability and strength. Ares Architectural Systems has been fixed in the most demanding architectural structures, with the ability to withstand any and all weather conditions. With constant product R&D, we are able to continuously innovate and improve our product range and processes that have resulted in producing only the very best. As Aldom Group, we believe in giving an end product that is superior in quality and best in its price range. ”



Aldom  
G R O U P

ares architectural  
systems

aresbond  
U.S.A  
Aluminium Composite Panels

Aldom  
ALUMINIUM

www.adsmatbaa.com 2024



aldom.com.tr

